STANDARD
EXTERIOR DOOR
HARDWARE

STANDARD
FRONT DOOR

STANDARD
COACH
LIGHT

ROOF:
WEATHERED
WOOD

BODY &
TRIM
COLOR:
SNOW-
BOUND
SW 7004

DRIP
EDGE
COLOR:
URBANE
BRONZE
SW 7048

FRONT
DOOR
COLOR:
IN THE
NAVY
SW 9178

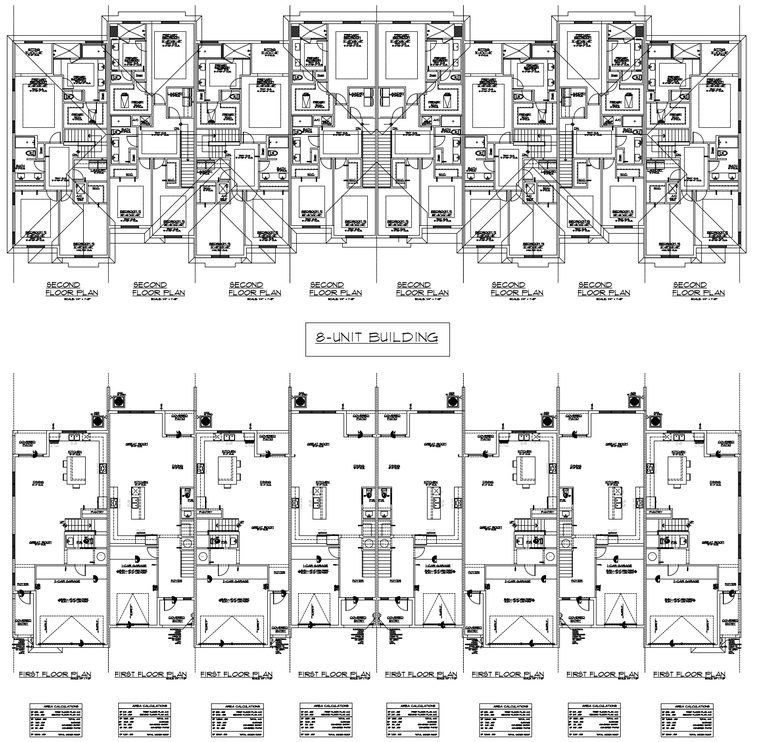

8-UNIT BUILDING

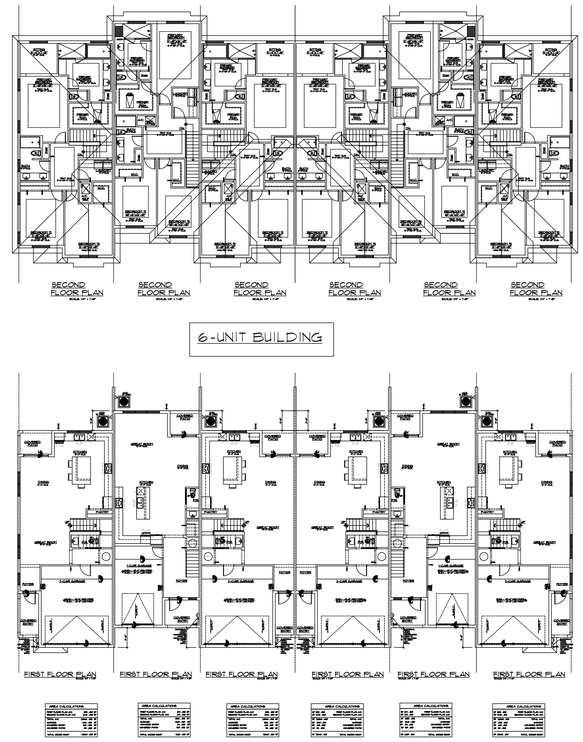

6-UNIT BUILDING

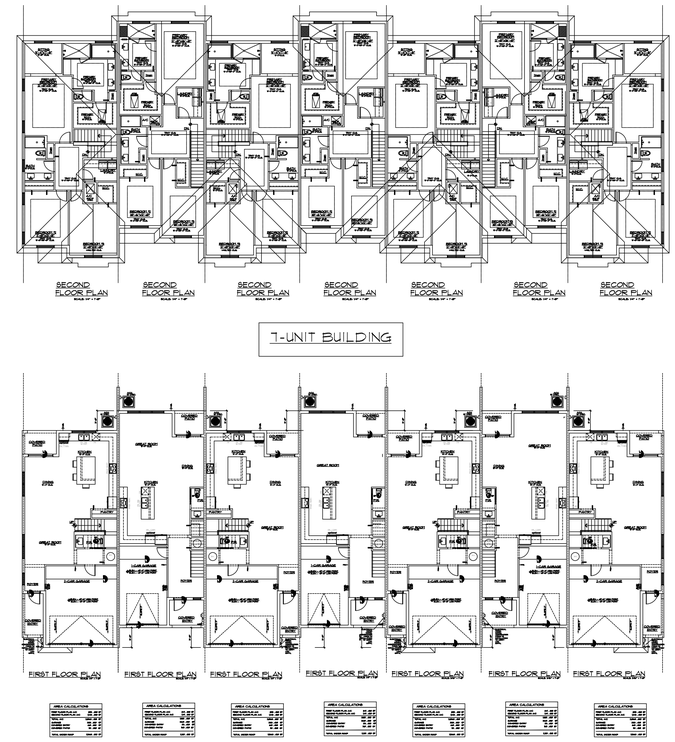

7-UNIT BUILDING

8-UNIT BUILDING

6-UNIT BUILDING

7-UNIT BUILDING

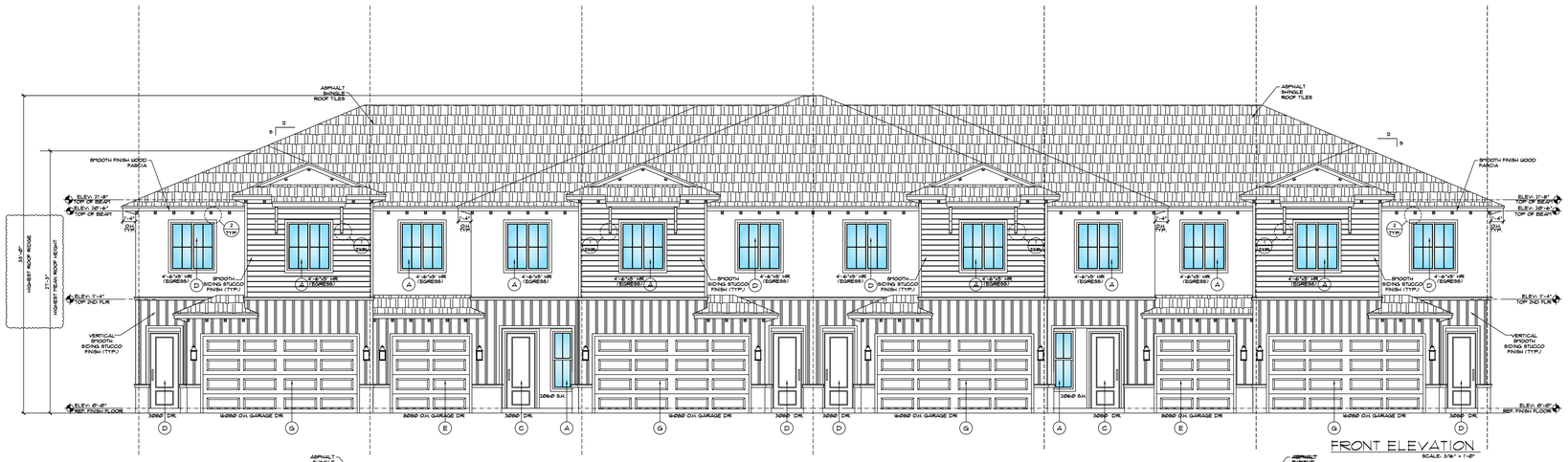

FRONT ELEVATION
SCALE: 3/16" = 1'-0"

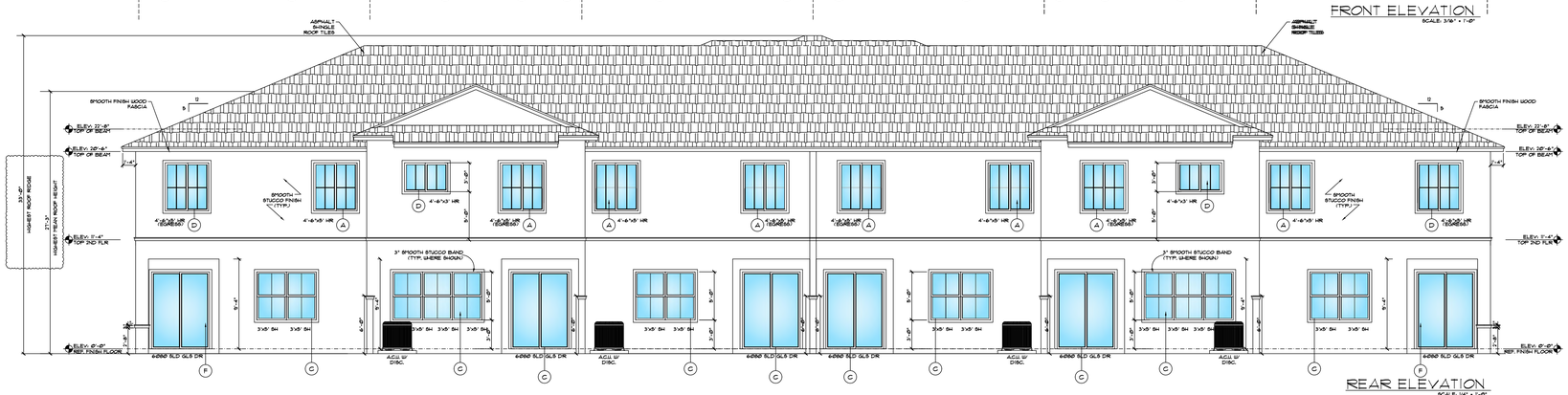

REAR ELEVATION
SCALE: 1/4" = 1'-0"

6-UNIT BUILDING

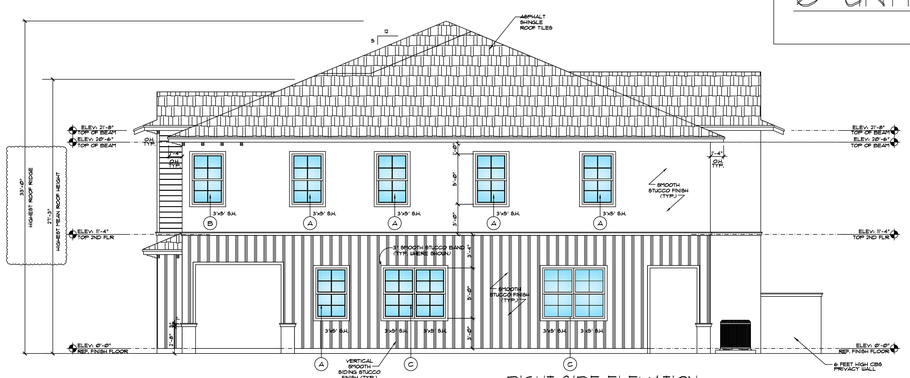

RIGHT SIDE ELEVATION
SCALE: 1/4" = 1'-0"

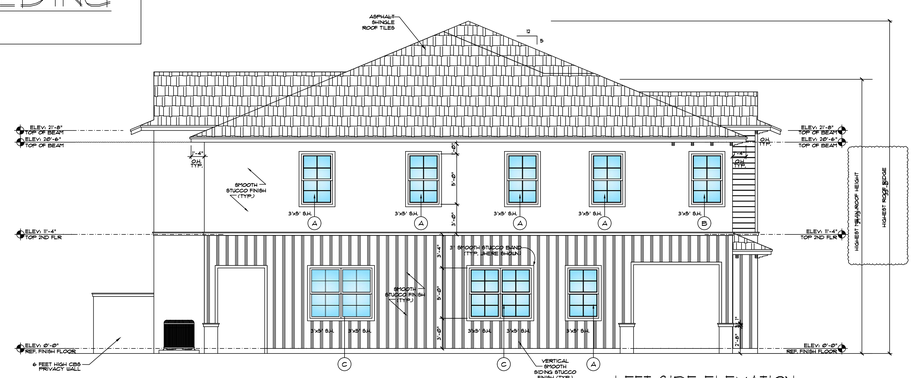

LEFT SIDE ELEVATION
SCALE: 1/4" = 1'-0"

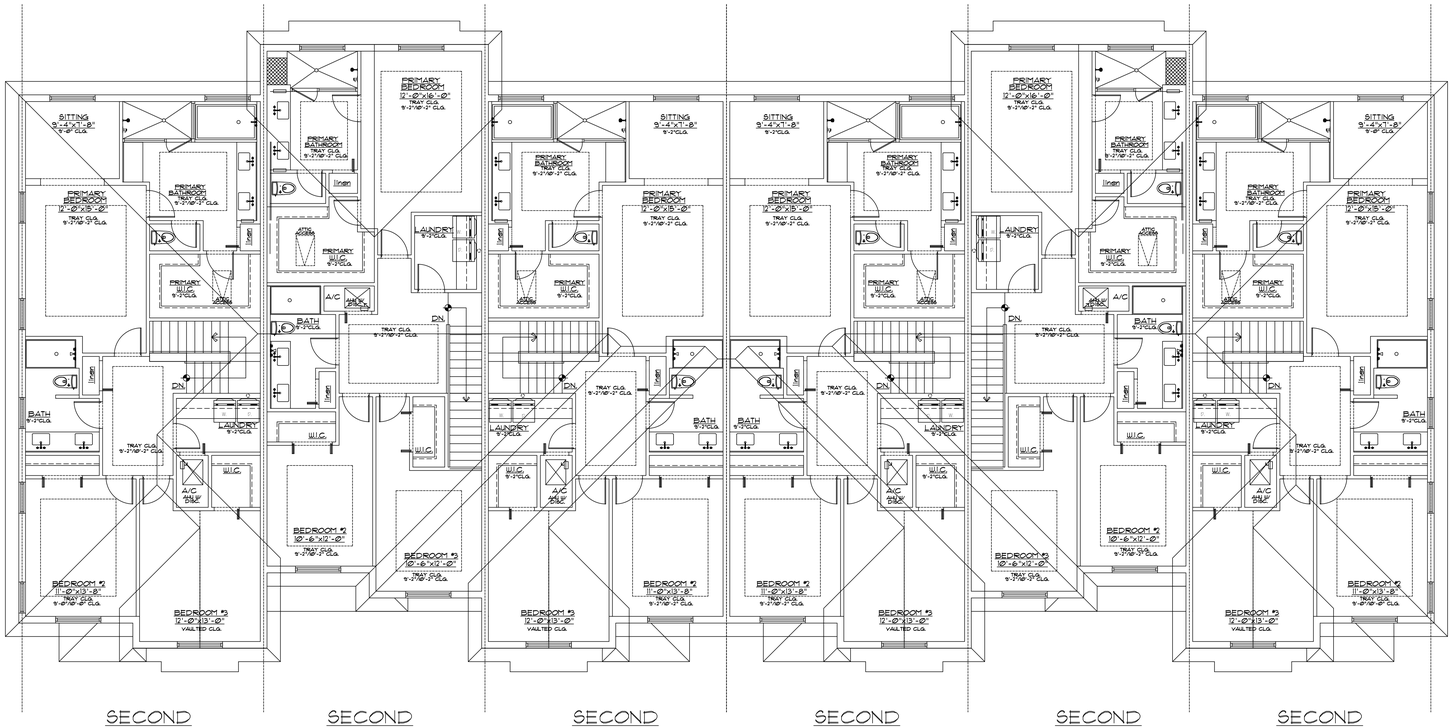

SECOND FLOOR PLAN
SCALE: 1/4" = 1'-0"

SECOND FLOOR PLAN
SCALE: 1/4" = 1'-0"

SECOND FLOOR PLAN
SCALE: 1/4" = 1'-0"

SECOND FLOOR PLAN
SCALE: 1/4" = 1'-0"

SECOND FLOOR PLAN
SCALE: 1/4" = 1'-0"

SECOND FLOOR PLAN
SCALE: 1/4" = 1'-0"

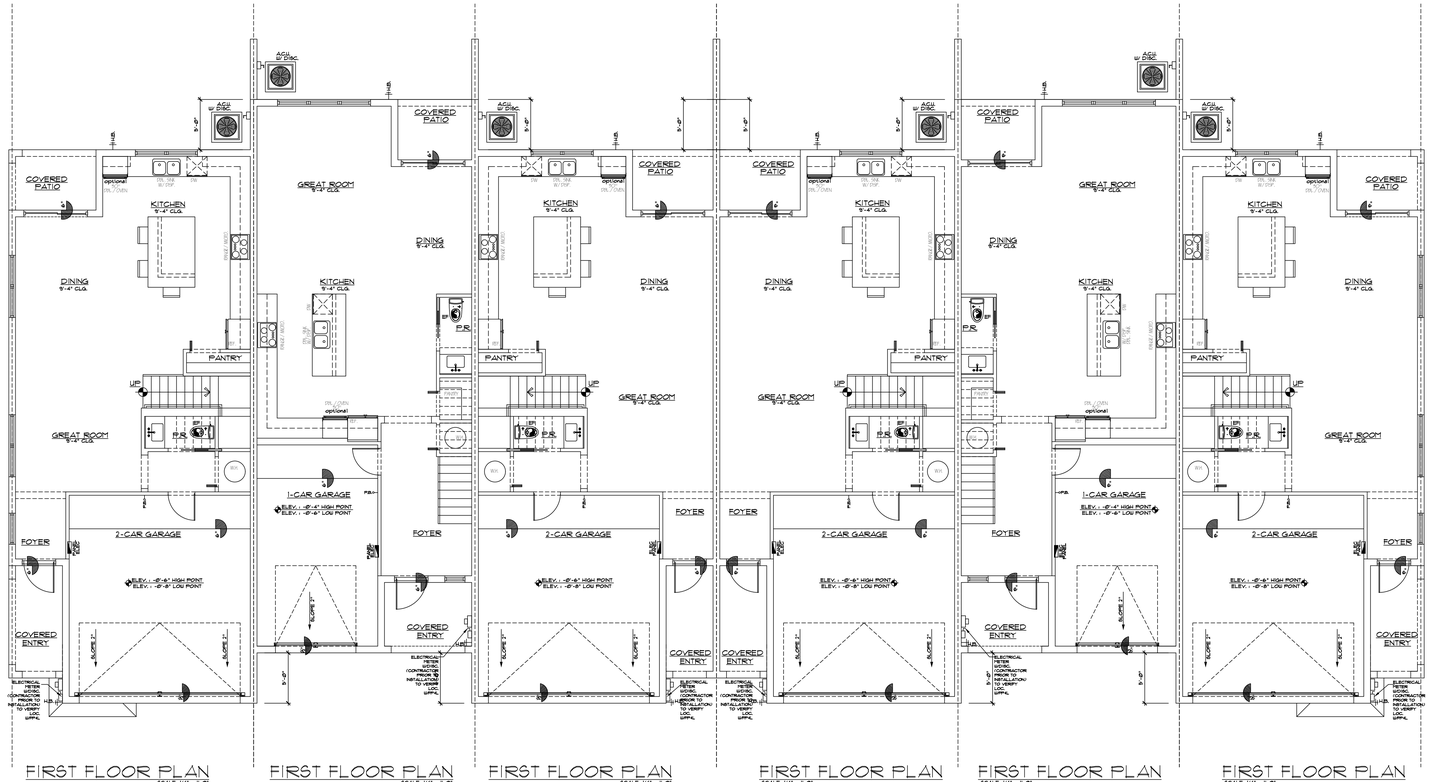

FIRST FLOOR PLAN
SCALE: 1/4" = 1'-0"

FIRST FLOOR PLAN
SCALE: 1/4" = 1'-0"

FIRST FLOOR PLAN
SCALE: 1/4" = 1'-0"

FIRST FLOOR PLAN
SCALE: 1/4" = 1'-0"

FIRST FLOOR PLAN
SCALE: 1/4" = 1'-0"

FIRST FLOOR PLAN
SCALE: 1/4" = 1'-0"

6-UNIT BUILDING

AREA CALCULATIONS	
FIRST FLOOR PLAN A/C	825 . 00 SF
SECOND FLOOR PLAN A/C	1243 . 00 SF
TOTAL A/C	2068 . 00 SF
GARAGE	388 . 00 SF
COVERED ENTRY	40 . 00 SF
COVERED PATIO	50 . 00 SF
TOTAL UNDER ROOF	2368 . 00 SF

AREA CALCULATIONS	
FIRST FLOOR PLAN A/C	841 . 00 SF
SECOND FLOOR PLAN A/C	1141 . 00 SF
TOTAL A/C	1982 . 00 SF
GARAGE	348 . 00 SF
COVERED ENTRY	35 . 00 SF
COVERED PATIO	50 . 00 SF
TOTAL UNDER ROOF	2331 . 00 SF

AREA CALCULATIONS	
FIRST FLOOR PLAN A/C	825 . 00 SF
SECOND FLOOR PLAN A/C	1243 . 00 SF
TOTAL A/C	2068 . 00 SF
GARAGE	388 . 00 SF
COVERED ENTRY	40 . 00 SF
COVERED PATIO	50 . 00 SF
TOTAL UNDER ROOF	2368 . 00 SF

AREA CALCULATIONS	
SF 825 . 00	FIRST FLOOR PLAN A/C
SF 1243 . 00	SECOND FLOOR PLAN A/C
SF 2068 . 00	TOTAL A/C
SF 388 . 00	GARAGE
SF 40 . 00	COVERED ENTRY
SF 50 . 00	COVERED PATIO
SF 2368 . 00	TOTAL UNDER ROOF

AREA CALCULATIONS	
SF 841 . 00	FIRST FLOOR PLAN A/C
SF 1141 . 00	SECOND FLOOR PLAN A/C
SF 1982 . 00	TOTAL A/C
SF 348 . 00	GARAGE
SF 35 . 00	COVERED ENTRY
SF 50 . 00	COVERED PATIO
SF 2331 . 00	TOTAL UNDER ROOF

AREA CALCULATIONS	
SF 825 . 00	FIRST FLOOR PLAN A/C
SF 1243 . 00	SECOND FLOOR PLAN A/C
SF 2068 . 00	TOTAL A/C
SF 388 . 00	GARAGE
SF 40 . 00	COVERED ENTRY
SF 50 . 00	COVERED PATIO
SF 2368 . 00	TOTAL UNDER ROOF

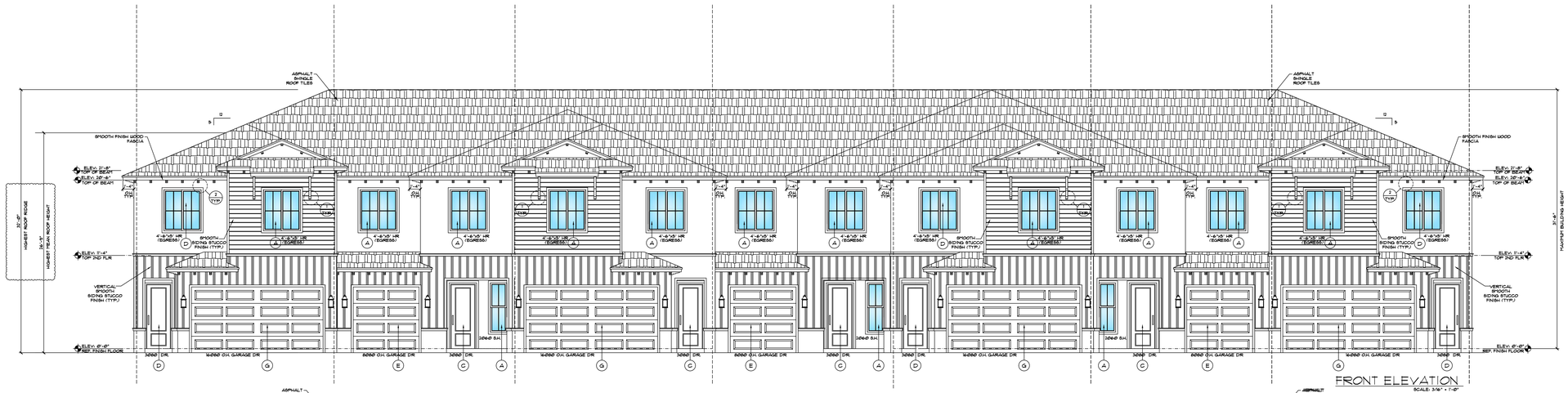

FRONT ELEVATION

SCALE: 3/16" = 1'-0"

REAR ELEVATION

SCALE: 1/4" = 1'-0"

7-UNIT BUILDING

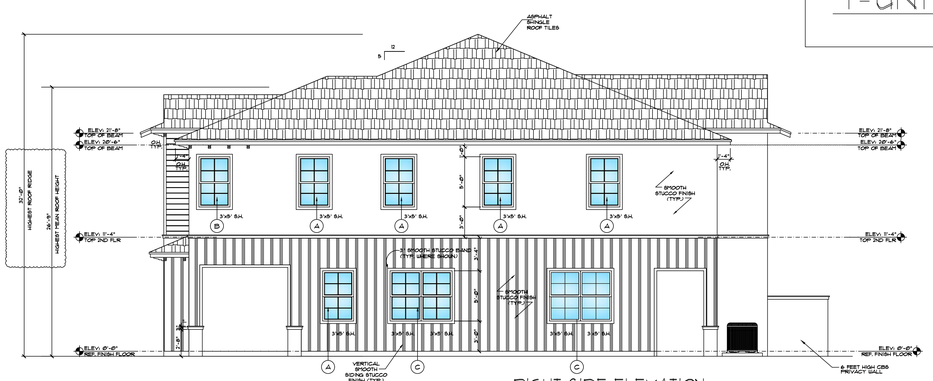

RIGHT SIDE ELEVATION

SCALE: 1/4" = 1'-0"

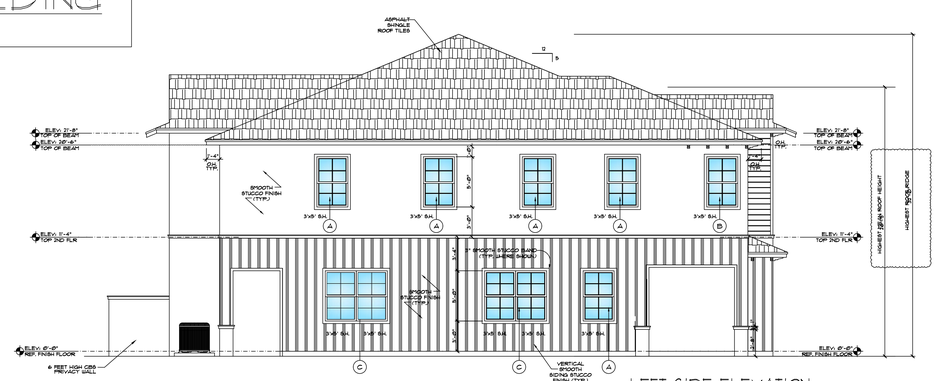

LEFT SIDE ELEVATION

SCALE: 1/4" = 1'-0"

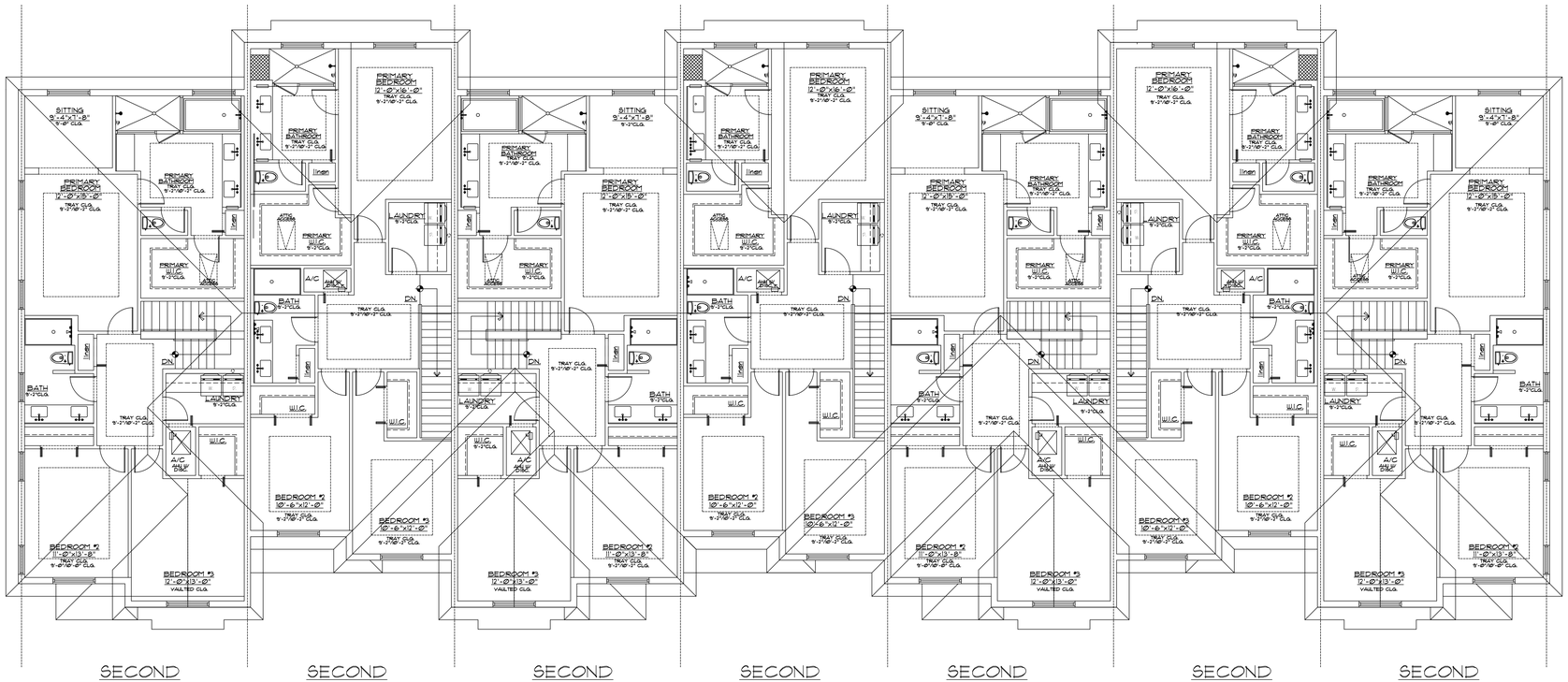

SECOND FLOOR PLAN
SCALE: 1/4" = 1'-0"

SECOND FLOOR PLAN
SCALE: 1/4" = 1'-0"

SECOND FLOOR PLAN
SCALE: 1/4" = 1'-0"

SECOND FLOOR PLAN
SCALE: 1/4" = 1'-0"

SECOND FLOOR PLAN
SCALE: 1/4" = 1'-0"

SECOND FLOOR PLAN
SCALE: 1/4" = 1'-0"

SECOND FLOOR PLAN
SCALE: 1/4" = 1'-0"

7-UNIT BUILDING

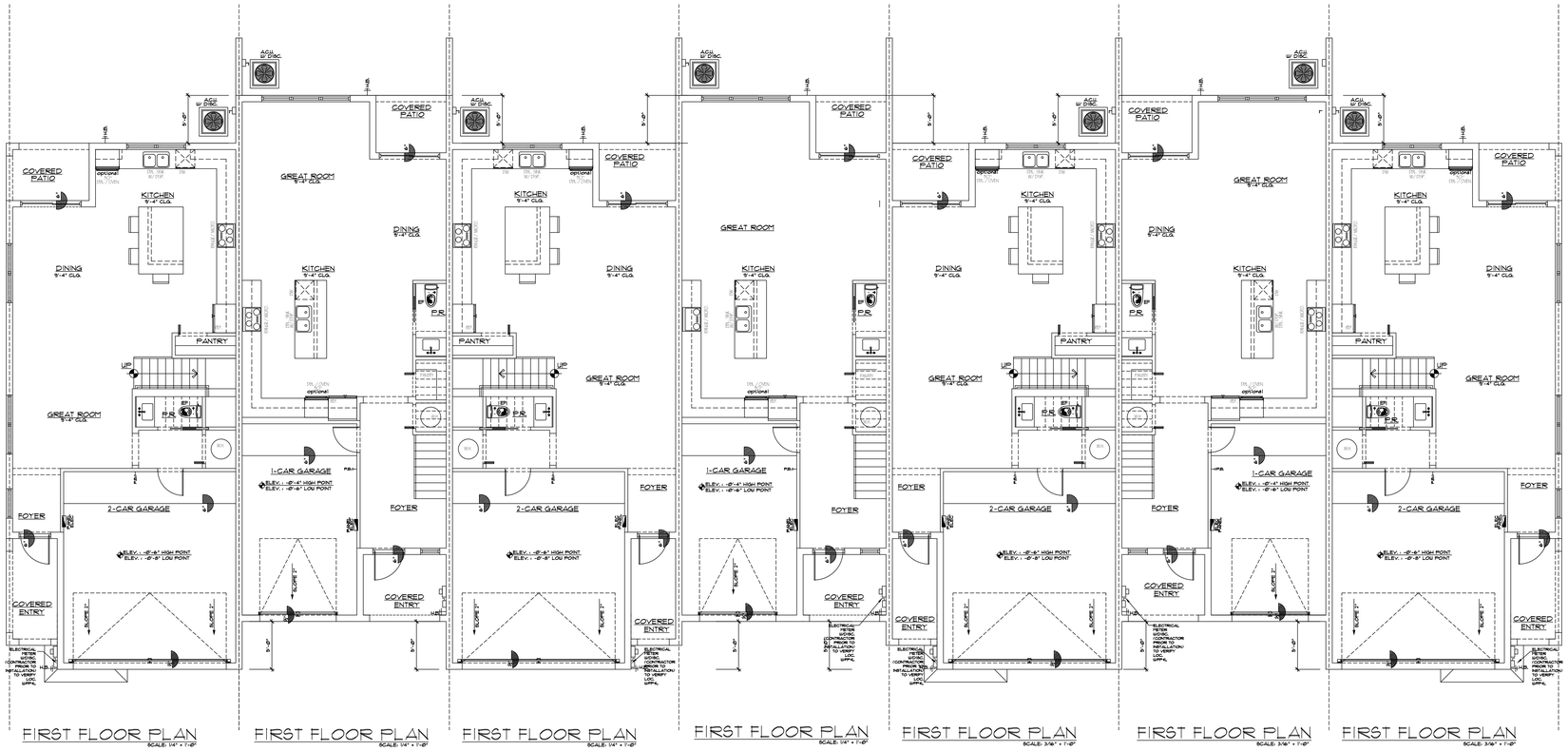

FIRST FLOOR PLAN
SCALE: 1/4" = 1'-0"

FIRST FLOOR PLAN
SCALE: 1/4" = 1'-0"

FIRST FLOOR PLAN
SCALE: 1/4" = 1'-0"

FIRST FLOOR PLAN
SCALE: 1/4" = 1'-0"

FIRST FLOOR PLAN
SCALE: 3/16" = 1'-0"

FIRST FLOOR PLAN
SCALE: 3/16" = 1'-0"

FIRST FLOOR PLAN
SCALE: 3/16" = 1'-0"

AREA CALCULATIONS	
FIRST FLOOR PLAN A/C	825 . 00 SF
SECOND FLOOR PLAN A/C	1243 . 00 SF
TOTAL A/C	2068 . 00 SF
GARAGE	388 . 00 SF
COVERED ENTRY	60 . 00 SF
COVERED PATIO	50 . 00 SF
TOTAL UNDER ROOF	2568 . 00 SF

AREA CALCULATIONS	
FIRST FLOOR PLAN A/C	841 . 00 SF
SECOND FLOOR PLAN A/C	1141 . 00 SF
TOTAL A/C	1982 . 00 SF
GARAGE	360 . 00 SF
COVERED ENTRY	35 . 00 SF
COVERED PATIO	54 . 00 SF
TOTAL UNDER ROOF	2331 . 00 SF

AREA CALCULATIONS	
FIRST FLOOR PLAN A/C	825 . 00 SF
SECOND FLOOR PLAN A/C	1243 . 00 SF
TOTAL A/C	2068 . 00 SF
GARAGE	388 . 00 SF
COVERED ENTRY	60 . 00 SF
COVERED PATIO	50 . 00 SF
TOTAL UNDER ROOF	2568 . 00 SF

AREA CALCULATIONS	
FIRST FLOOR PLAN A/C	841 . 00 SF
SECOND FLOOR PLAN A/C	1141 . 00 SF
TOTAL A/C	1982 . 00 SF
GARAGE	360 . 00 SF
COVERED ENTRY	35 . 00 SF
COVERED PATIO	54 . 00 SF
TOTAL UNDER ROOF	2331 . 00 SF

AREA CALCULATIONS	
FIRST FLOOR PLAN A/C	825 . 00 SF
SECOND FLOOR PLAN A/C	1243 . 00 SF
TOTAL A/C	2068 . 00 SF
GARAGE	388 . 00 SF
COVERED ENTRY	60 . 00 SF
COVERED PATIO	50 . 00 SF
TOTAL UNDER ROOF	2568 . 00 SF

AREA CALCULATIONS	
FIRST FLOOR PLAN A/C	841 . 00 SF
SECOND FLOOR PLAN A/C	1141 . 00 SF
TOTAL A/C	1982 . 00 SF
GARAGE	360 . 00 SF
COVERED ENTRY	35 . 00 SF
COVERED PATIO	54 . 00 SF
TOTAL UNDER ROOF	2331 . 00 SF

AREA CALCULATIONS	
FIRST FLOOR PLAN A/C	825 . 00 SF
SECOND FLOOR PLAN A/C	1243 . 00 SF
TOTAL A/C	2068 . 00 SF
GARAGE	388 . 00 SF
COVERED ENTRY	60 . 00 SF
COVERED PATIO	50 . 00 SF
TOTAL UNDER ROOF	2568 . 00 SF

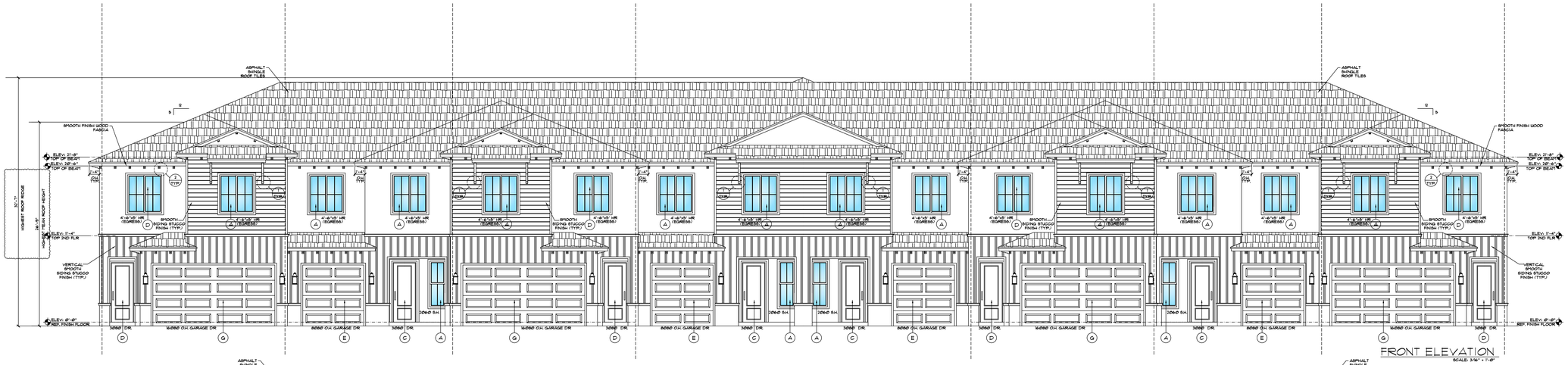

FRONT ELEVATION

SCALE: 3/16" = 1'-0"

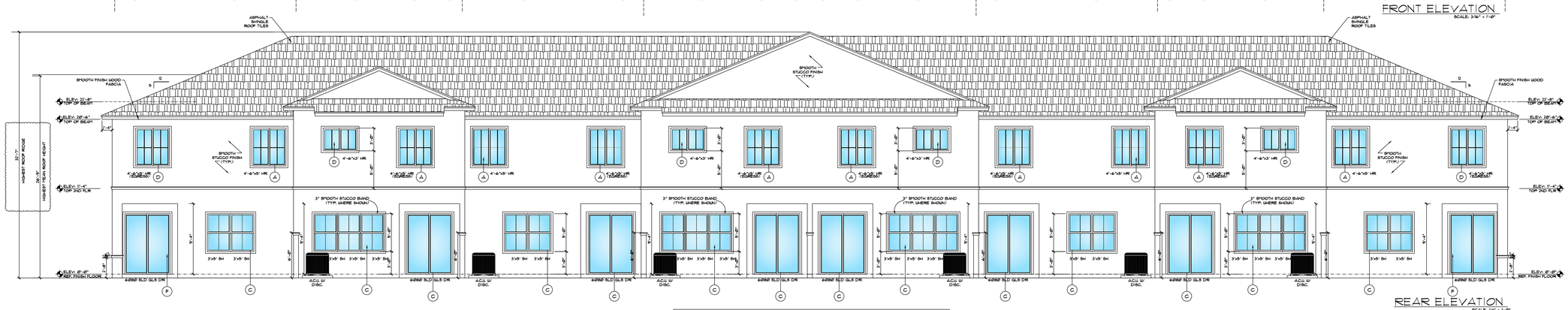

REAR ELEVATION

SCALE: 1/4" = 1'-0"

8-UNIT BUILDING

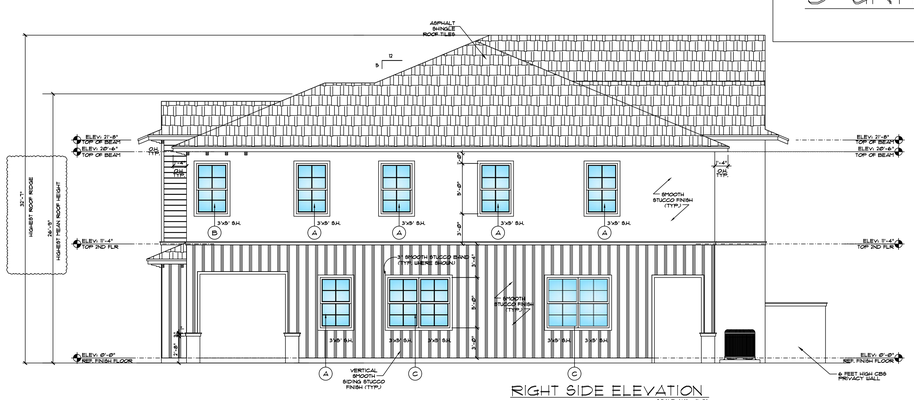

RIGHT SIDE ELEVATION

SCALE: 1/4" = 1'-0"

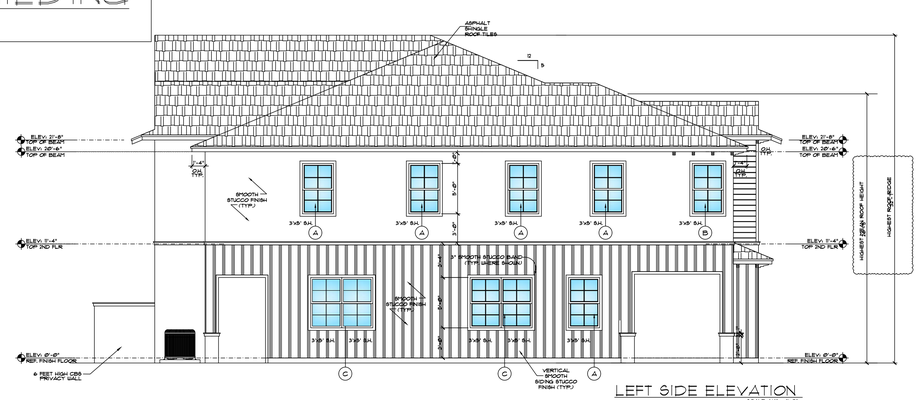

LEFT SIDE ELEVATION

SCALE: 1/4" = 1'-0"

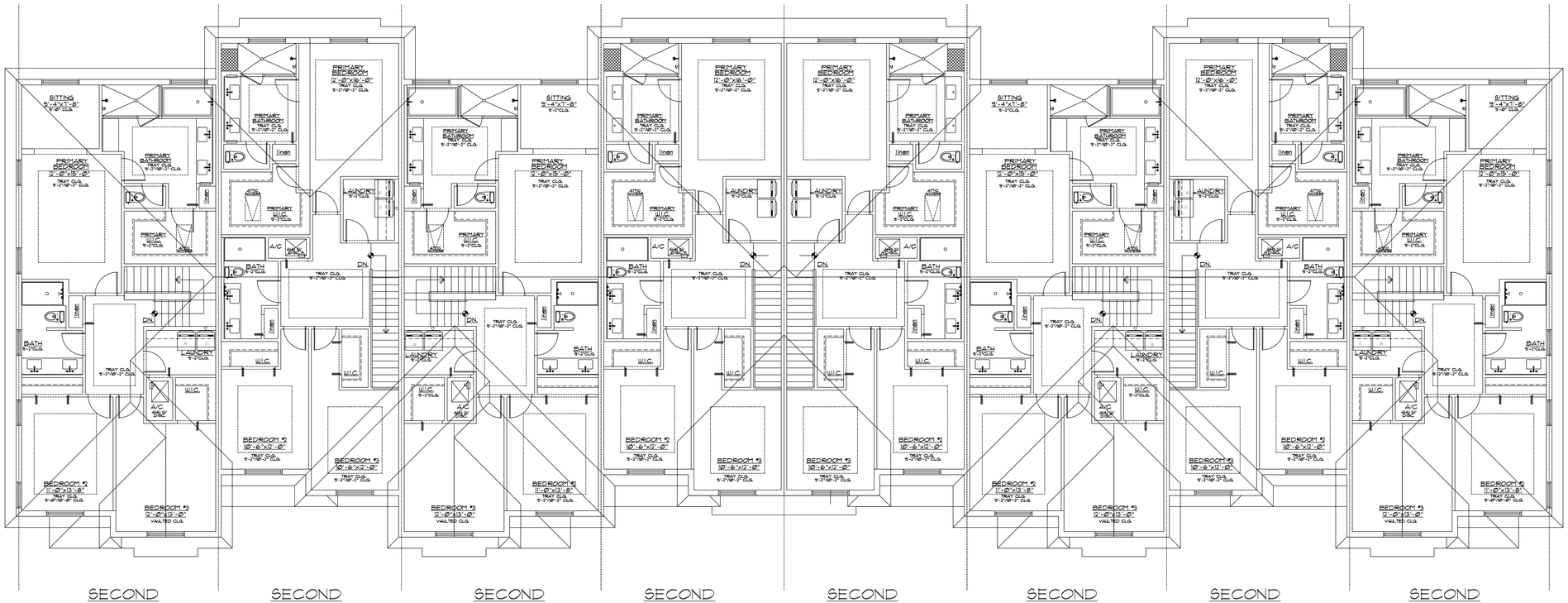

SECOND FLOOR PLAN
SCALE: 1/4" = 1'-0"

SECOND FLOOR PLAN
SCALE: 1/4" = 1'-0"

SECOND FLOOR PLAN
SCALE: 1/4" = 1'-0"

SECOND FLOOR PLAN
SCALE: 1/4" = 1'-0"

SECOND FLOOR PLAN
SCALE: 1/4" = 1'-0"

SECOND FLOOR PLAN
SCALE: 1/4" = 1'-0"

SECOND FLOOR PLAN
SCALE: 1/4" = 1'-0"

8-UNIT BUILDING

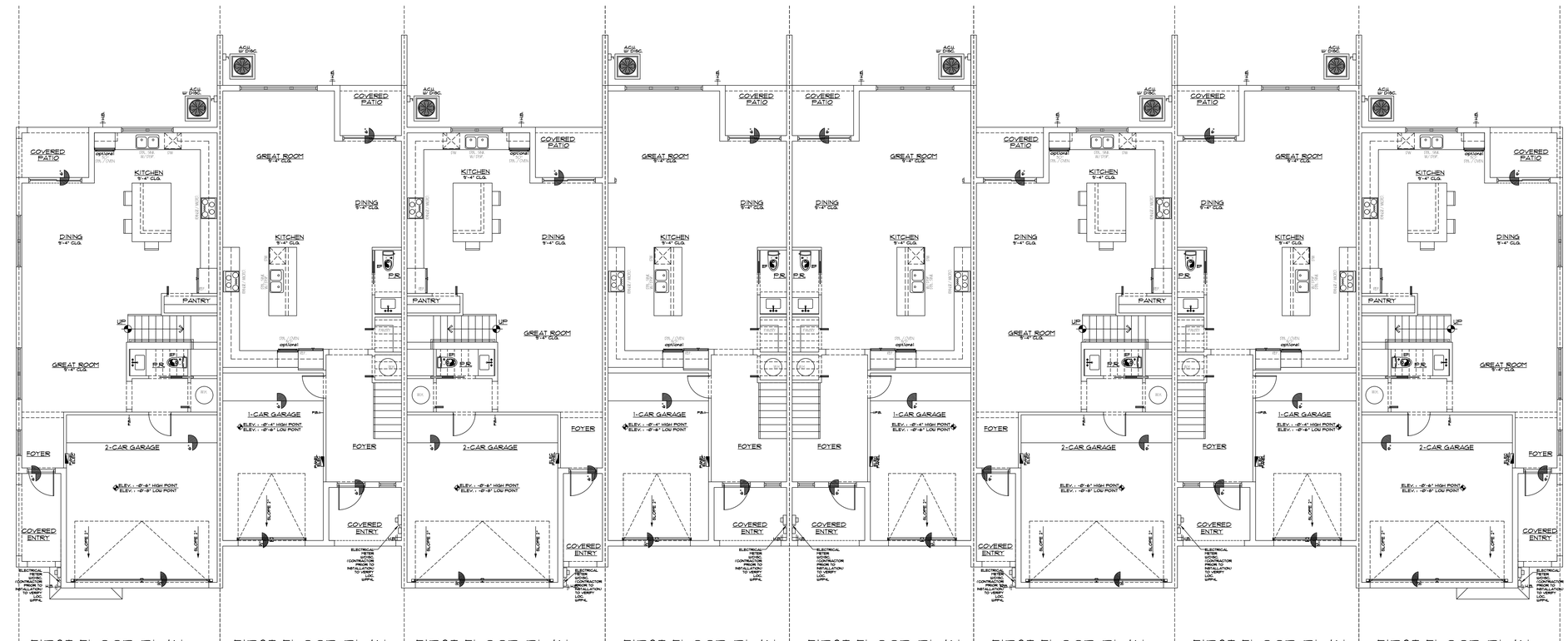

FIRST FLOOR PLAN
SCALE: 1/4" = 1'-0"

FIRST FLOOR PLAN
SCALE: 1/4" = 1'-0"

FIRST FLOOR PLAN
SCALE: 1/4" = 1'-0"

FIRST FLOOR PLAN
SCALE: 1/4" = 1'-0"

FIRST FLOOR PLAN
SCALE: 1/4" = 1'-0"

FIRST FLOOR PLAN
SCALE: 1/4" = 1'-0"

FIRST FLOOR PLAN
SCALE: 1/4" = 1'-0"

FIRST FLOOR PLAN
SCALE: 1/4" = 1'-0"

AREA CALCULATIONS	
SF 825 . 00	FIRST FLOOR PLAN A/C
SF 1243 . 00	SECOND FLOOR PLAN A/C
SF 2068 . 00	TOTAL A/C
SF 388 . 00	GARAGE
SF 60 . 00	COVERED ENTRY
SF 50 . 00	COVERED PATIO
SF 2566 . 00	TOTAL UNDER ROOF

AREA CALCULATIONS	
SF 841 . 00	FIRST FLOOR PLAN A/C
SF 1241 . 00	SECOND FLOOR PLAN A/C
SF 1582 . 00	TOTAL A/C
SF 340 . 00	GARAGE
SF 35 . 00	COVERED ENTRY
SF 50 . 00	COVERED PATIO
SF 2331 . 00	TOTAL UNDER ROOF

AREA CALCULATIONS	
SF 825 . 00	FIRST FLOOR PLAN A/C
SF 1243 . 00	SECOND FLOOR PLAN A/C
SF 2068 . 00	TOTAL A/C
SF 388 . 00	GARAGE
SF 60 . 00	COVERED ENTRY
SF 50 . 00	COVERED PATIO
SF 2566 . 00	TOTAL UNDER ROOF

AREA CALCULATIONS	
SF 841 . 00	FIRST FLOOR PLAN A/C
SF 1241 . 00	SECOND FLOOR PLAN A/C
SF 1582 . 00	TOTAL A/C
SF 340 . 00	GARAGE
SF 35 . 00	COVERED ENTRY
SF 50 . 00	COVERED PATIO
SF 2331 . 00	TOTAL UNDER ROOF

AREA CALCULATIONS	
SF 841 . 00	FIRST FLOOR PLAN A/C
SF 1241 . 00	SECOND FLOOR PLAN A/C
SF 1582 . 00	TOTAL A/C
SF 340 . 00	GARAGE
SF 35 . 00	COVERED ENTRY
SF 50 . 00	COVERED PATIO
SF 2331 . 00	TOTAL UNDER ROOF

AREA CALCULATIONS	
SF 825 . 00	FIRST FLOOR PLAN A/C
SF 1243 . 00	SECOND FLOOR PLAN A/C
SF 2068 . 00	TOTAL A/C
SF 388 . 00	GARAGE
SF 60 . 00	COVERED ENTRY
SF 50 . 00	COVERED PATIO
SF 2566 . 00	TOTAL UNDER ROOF

AREA CALCULATIONS	
SF 841 . 00	FIRST FLOOR PLAN A/C
SF 1241 . 00	SECOND FLOOR PLAN A/C
SF 1582 . 00	TOTAL A/C
SF 340 . 00	GARAGE
SF 35 . 00	COVERED ENTRY
SF 50 . 00	COVERED PATIO
SF 2331 . 00	TOTAL UNDER ROOF

AREA CALCULATIONS	
SF 825 . 00	FIRST FLOOR PLAN A/C
SF 1243 . 00	SECOND FLOOR PLAN A/C
SF 2068 . 00	TOTAL A/C
SF 388 . 00	GARAGE
SF 60 . 00	COVERED ENTRY
SF 50 . 00	COVERED PATIO
SF 2566 . 00	TOTAL UNDER ROOF

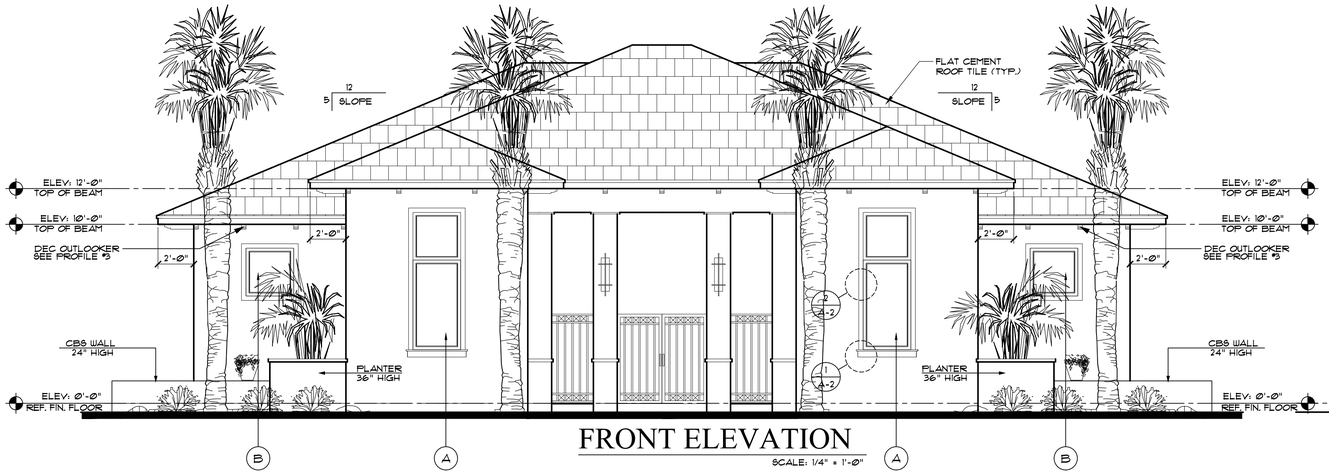

FRONT ELEVATION

SCALE: 1/4" = 1'-0"

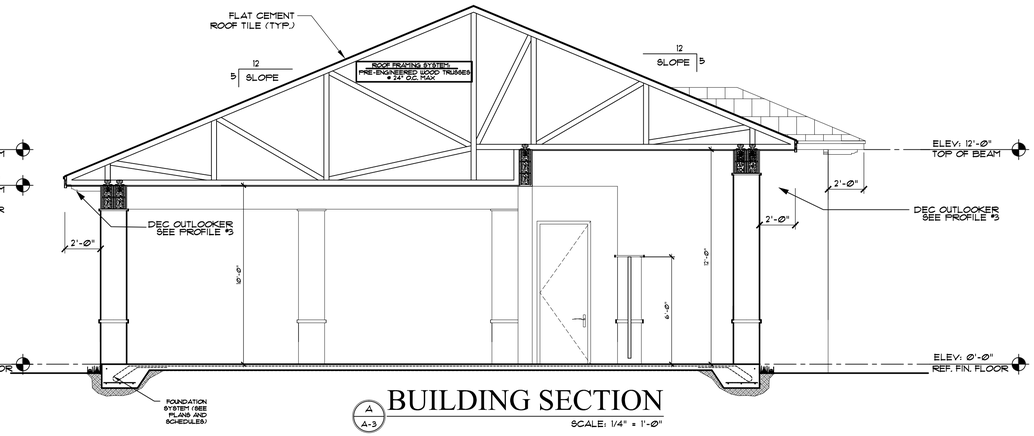

A
A-3

BUILDING SECTION

SCALE: 1/4" = 1'-0"

NOTE:
CONTRACTOR SHALL COORDINATE ALL WINDOW AND DOOR MASONRY OPENINGS W/ DOOR & WINDOW MANUFACTURER PRIOR TO BLOCK WALL INSTALLATION AND TIE BEAM POUR.

NOTE:
BUILDER TO VERIFY ALL DIMENSIONS IN THE FIELD PRIOR TO ANY NEW CONSTRUCTION AND REPORT ANY DISCREPANCY TO THE ENGINEER OF RECORD SO THE APPROPRIATE ADJUSTMENTS MAYBE MADE.

NOTE:
GENERAL CONTRACTOR TO USE VULKEM 350-R GRAY BY TREMCO FLASHING IN ALL DOORS AND WINDOWS ROUGH OPENINGS SEE MANUFACTURE SPECIFICATION. (OR APPROVED EQUAL)

DESIGN PARAMETERS

CODE EDITION - FLORIDA BUILDING CODE 2014
ASCE 7-10

1) BASIC WIND SPEED (WIND VELOCITY) =
   170 MPH (VULT)
   132 MPH (VASD)
2) RISK CATEGORY II
3) BUILDING DESIGN AS ENCLOSED
4) WIND IMPORTANCE FACTOR 1.0
5) INTERNAL PRESSURE COEFFICIENT = ±.18
6) EXPOSURE = "C"
7) NOMINAL WIND LOAD AS PER 1603.1.4 F.B.C.

WIND PRESSURES

MARK	+	-
A	37.7	40.9
B	37.7	50.5

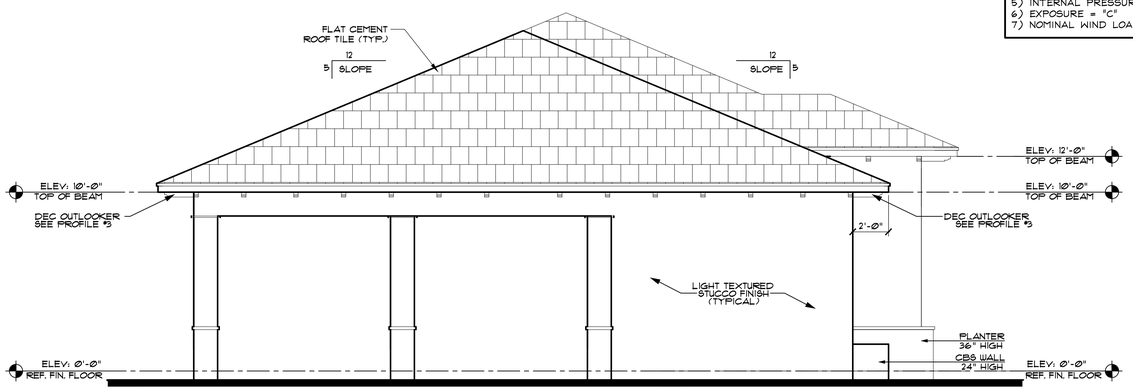

LEFT SIDE ELEVATION

SCALE: 1/4" = 1'-0"

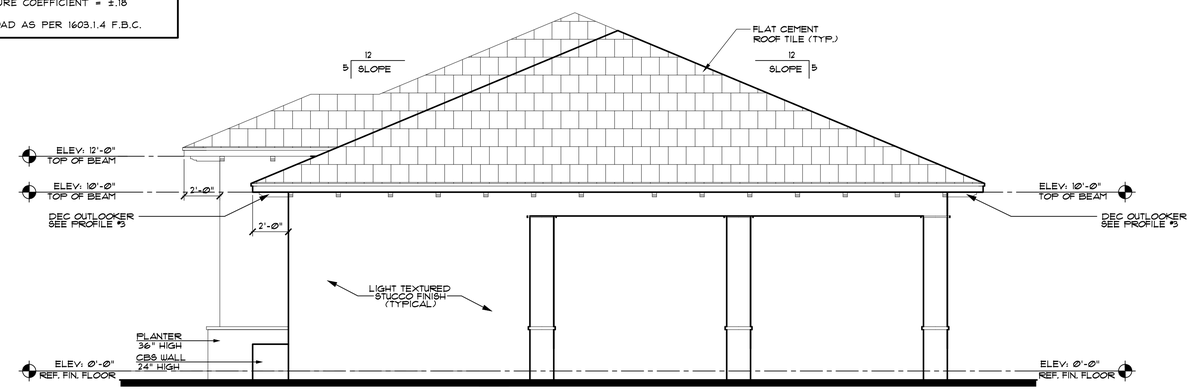

RIGHT SIDE ELEVATION

SCALE: 1/4" = 1'-0"

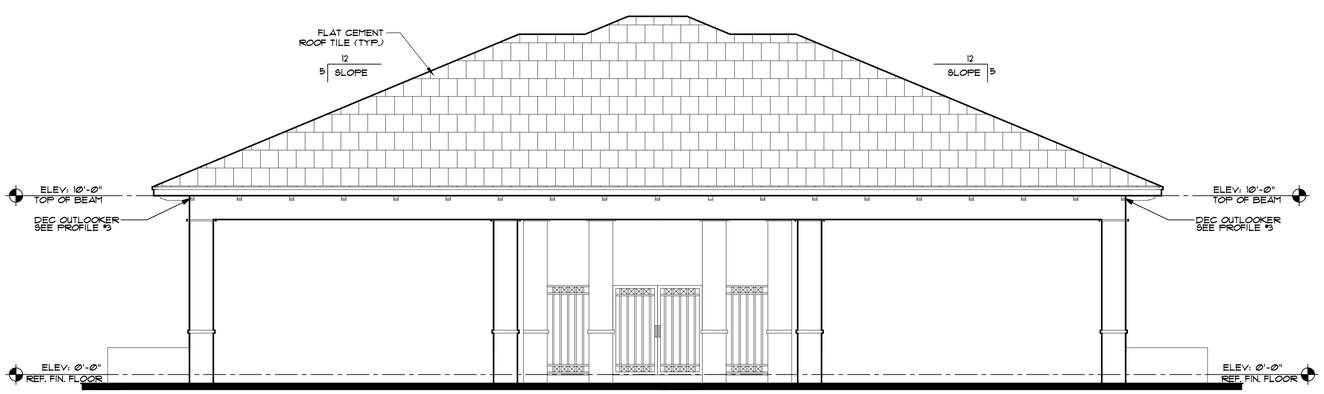

REAR ELEVATION

SCALE: 1/4" = 1'-0"

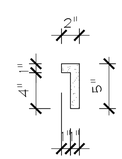

1
A-3

STUCCO BANDING

NOT TO SCALE

2
A-3

TYP STUCCO MOLDING DTL

NOT TO SCALE

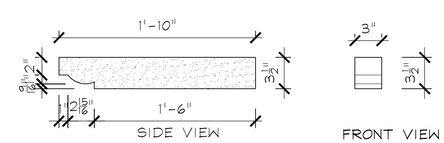

3
A-3

FOAM OUTLOOKER

(PAINTED)

NOT TO SCALE

Revisions:	Date:

ALL IDEAS, DESIGNS, ARRANGEMENTS, AND PLANS INDICATED OR REPRESENTED BY THIS DRAWING, AT ALL TIMES REMAIN THE PROPERTY OF THIS OFFICE, AND WERE CREATED, EVOLVED AND DEVELOPED FOR USE ON, AND IN CONNECTION WITH, THE SPECIFIC PROJECT. NONE OF SUCH IDEAS, DESIGNS, ARRANGEMENTS, AND PLANS MAY BE USED BY OR DISCLOSED TO ANY PERSON, FIRM, OR CORPORATION FOR ANY PURPOSE WHATSOEVER WITHOUT THE WRITTEN PERMISSION OF BALI DESIGN GROUP. DO NOT SCALE DRAWINGS. DIMENSIONS ON DRAWINGS SHALL HAVE PRECEDENCE OVER SCALE DIMENSIONS. CONTRACTORS SHALL VERIFY AND BE RESPONSIBLE FOR ALL DIMENSIONS AND CONDITIONS ON THE JOB PRIOR TO COMMENCEMENT OF WORK. ANY VARIATIONS FROM THE DIMENSIONS AND CONDITIONS SHOWN BY THESE DRAWINGS, OR ANY DETAILS OF ADEQUATE SCALE MUST BE SUBMITTED TO THE ARCHITECT FOR REVIEW BEFORE PROCEEDING WITH THE FABRICATION OF ITEMS OR WORK.

SILVER LEAF-CABANA

HOME DYNAMICS CORPORATION
4755 TECHNOLOGY WAY, SUITE 210
BOCA RATON, FLORIDA

BALI DESIGN GROUP

WWW.BALIDESIGNGROUP.COM

Boca Raton
Florida

3500 NW Boca Raton Blvd.
Suite 609
Boca Raton, Florida 33431
561-392-5464 Phone
561-392-7493 Fax

PAUL E. HAGLER, FPE 20158,
1280 HEATHER RIDGE BOULEVARD
DUNEDIN, FL. 34698
(727) 738-9025

I CERTIFY THAT I HAVE REVIEWED THE STRUCTURE DESCRIBED ON THESE PLANS AND DETERMINED THAT THEY HAVE BEEN DESIGNED TO BE IN COMPLIANCE WITH CHAPTER 16 STRUCTURAL REQUIREMENTS OF THE FLORIDA BUILDING CODE 5TH EDITION (2014).

Job No.:- 037017
Date: 10-5-2017
No of Sheets: 5

A-3