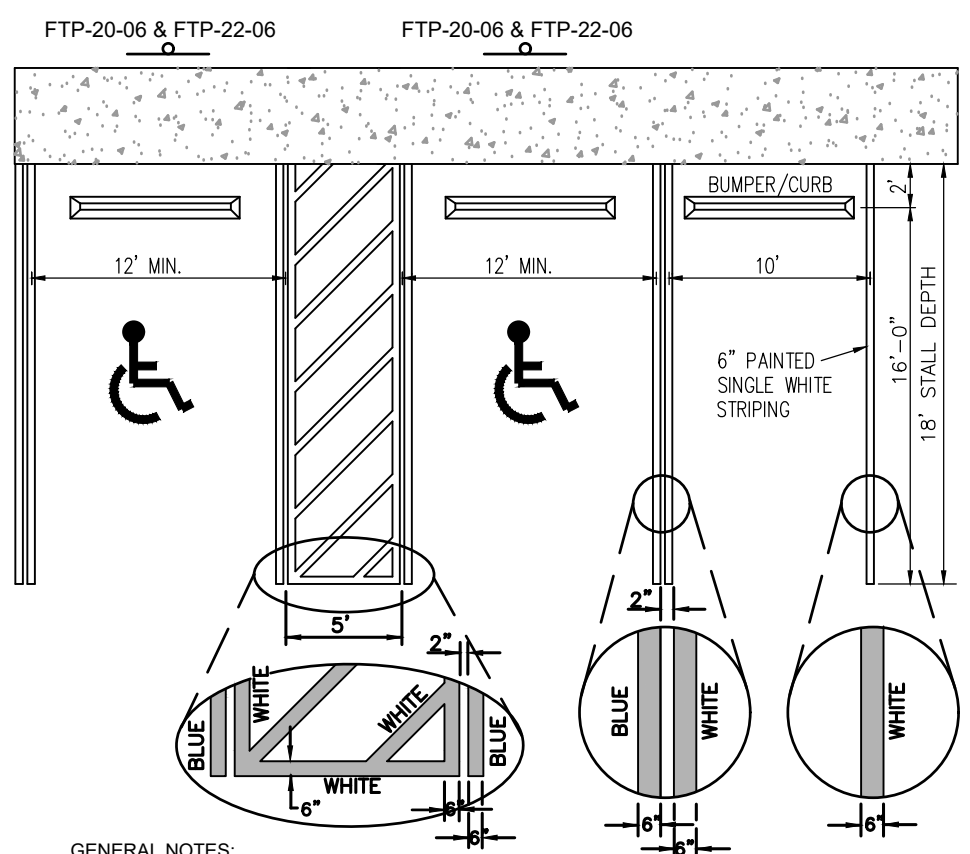


THIS DOCUMENT, TOGETHER WITH THE CONCEPTS AND DESIGNS PRESENTED HEREIN, AS AN INSTRUMENT OF SERVICE, IS INTENDED ONLY FOR THE SPECIFIC PURPOSE AND CLIENT FOR WHICH IT WAS PREPARED. REUSE OF AND IMPROPER RELIANCE ON THIS DOCUMENT WITHOUT WRITTEN AUTHORIZATION AND ADOPTION BY EDC, INC. SHALL BE WITHOUT LIABILITY TO EDC, INC.



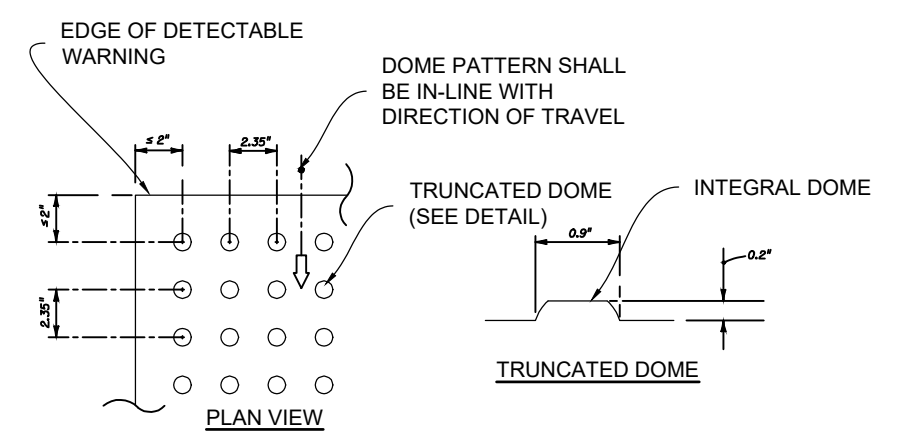
GENERAL NOTES:
 A) ALL PARKING SPACES WITH EXCEPTION OF HANDICAPPED PARKING SPACES SHALL BE MARKED IN WHITE, RETRO-REFLECTIVE TRAFFIC PAINT AND BE IN ACCORDANCE WITH THE FLORIDA DEPARTMENT OF TRANSPORTATION (FDOT) STANDARD SPECIFICATIONS FOR ROAD AND BRIDGE CONSTRUCTION, 2010 SECTION 710.
 B) ALL HANDICAPPED PARKING SPACES SHALL BE PROPERLY SIGNED AND STRIPED IN ACCORDANCE WITH THE FDOT STANDARD INDEX 17346, FY 2017-18.
 C) ALL COMPACT SPACES SHALL BE MARKED "COMPACT" ON THE STALL OR TIRE STOP.

ADA ACCESSIBLE SPACE DETAIL

& 18' PARKING STALL DETAIL



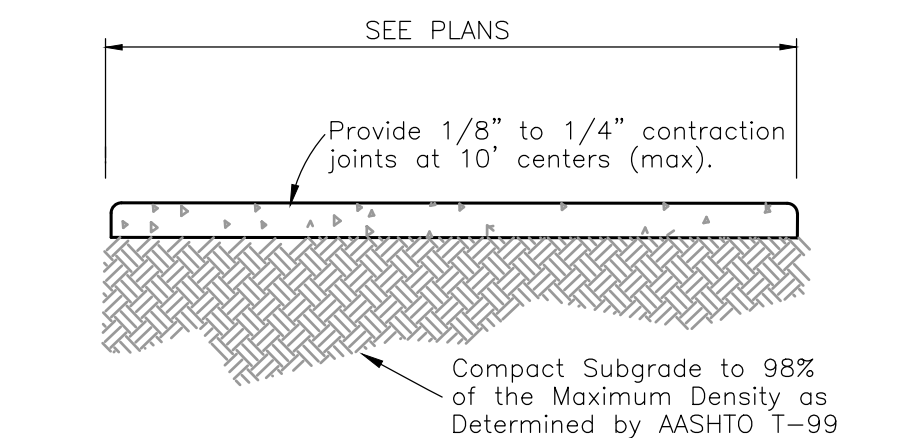
- NOTES:**
- FTP 20-06: TOP PORTION SHALL HAVE REFLECTIVE BLUE BACKGROUND WITH WHITE REFLECTIVE SYMBOL AND BORDER. BOTTOM PORTION SHALL HAVE A REFLECTIVE WHITE BACKGROUND WITH BLACK OPAQUE LEGEND AND BORDER.
 - FTP 21-06: TOP PORTION SHALL HAVE REFLECTIVE BLUE BACKGROUND WITH WHITE REFLECTIVE SYMBOL AND BORDER. BOTTOM PORTION SHALL HAVE A REFLECTIVE WHITE BACKGROUND WITH BLACK OPAQUE LEGEND AND BORDER.
 - FTP 20-06 IS FOR USE IN AREAS WHERE SPACE IS LIMITED.
 - FTP 22-06 IS SUPPLEMENTAL PANEL FOR THE FTP 20-06 & FTP 21-06 SIGNS.
 - HEIGHT SHALL BE 7 FEET MEASURED FROM THE GROUND OR SIDEWALK TO THE BOTTOM OF "PERMIT ONLY" SIGN OR 6 FEET TO THE BOTTOM OF "S250 FINE" SIGN.
 - REFER TO FDOT INDEX No. 711-001 FOR PAVEMENT MARKING DETAILS & FDOT INDEX No. 700-102 SIGN DETAILS PER THE LATEST FDOT DESIGN STANDARDS.



ALL SIDEWALK CURB RAMPS SHALL HAVE DETECTABLE WARNING SURFACES THAT EXTEND THE FULL WIDTH OF THE RAMP AND IN THE DIRECTION OF TRAVEL 24 INCHES (610 MM) FROM THE BACK OF CURB

NOTES:
 REFER TO FDOT INDEX 304 FOR FURTHER DETAILS CAST IN PLACE

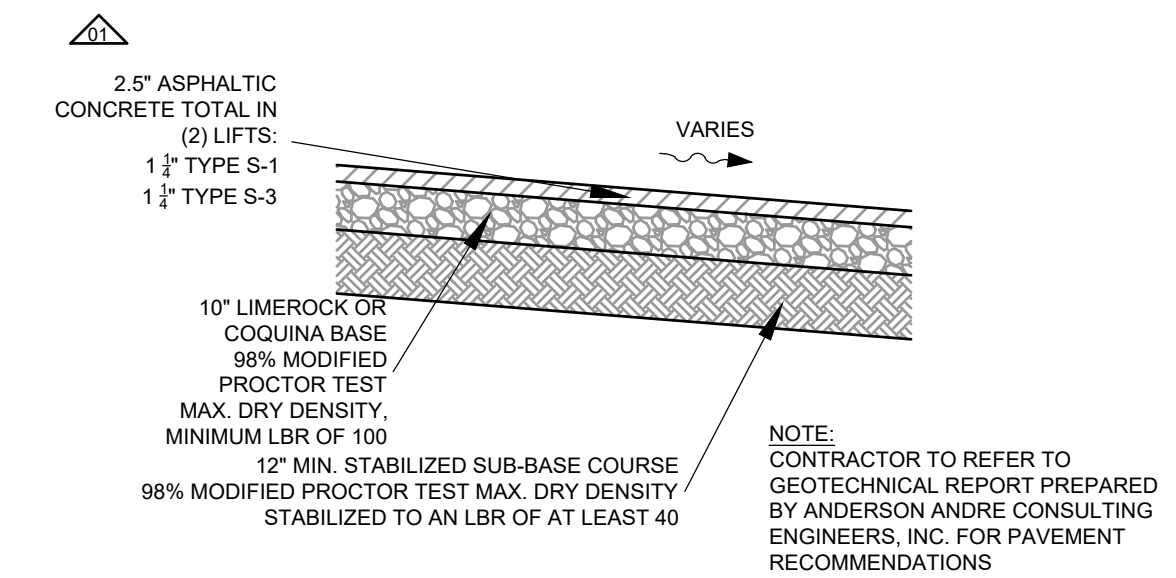
DETECTABLE WARNING



- NOTES:**
- USE 3,000 P.S.I. CONCRETE AT 28 DAYS FOR SIDEWALK CONSTRUCTION.
 - SIDEWALK THICKNESS TO BE INCREASED TO 6" THICK AT DRIVEWAY LOCATIONS.
 - ALL REPAIRS REQUIRED DURING CONSTRUCTION SHALL BE REMOVED AND REPLACED 10' MINIMUM TO NEXT FULL JOINT.
 - ALL SIDEWALK WITHIN FDOT RIGHT-OF-WAY TO BE CONSTRUCTED PER STANDARD PLANS S22-001.

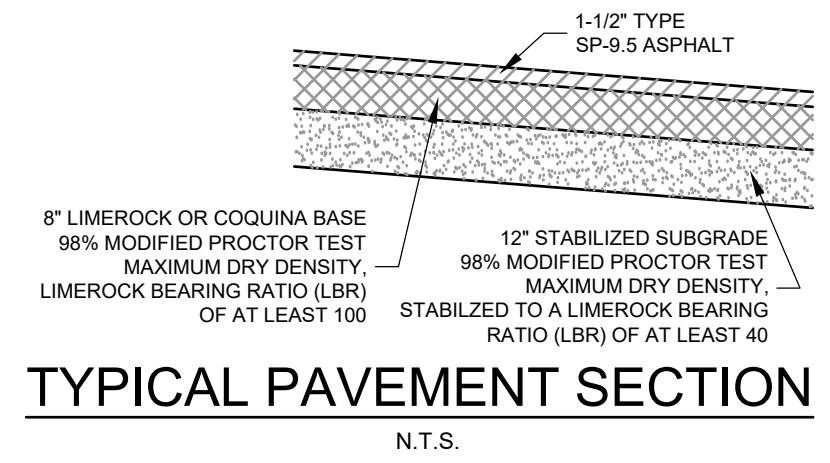
4" THICK SIDEWALK DETAIL

NOT TO SCALE



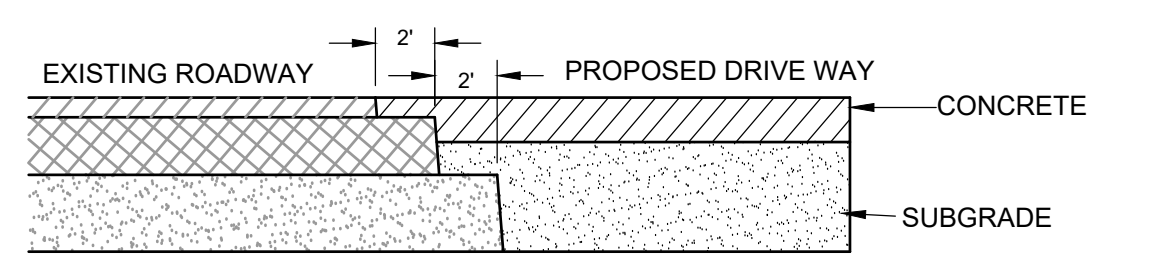
TYPICAL ON-SITE PAVEMENT SECTION (HEAVY DUTY)

NOT TO SCALE

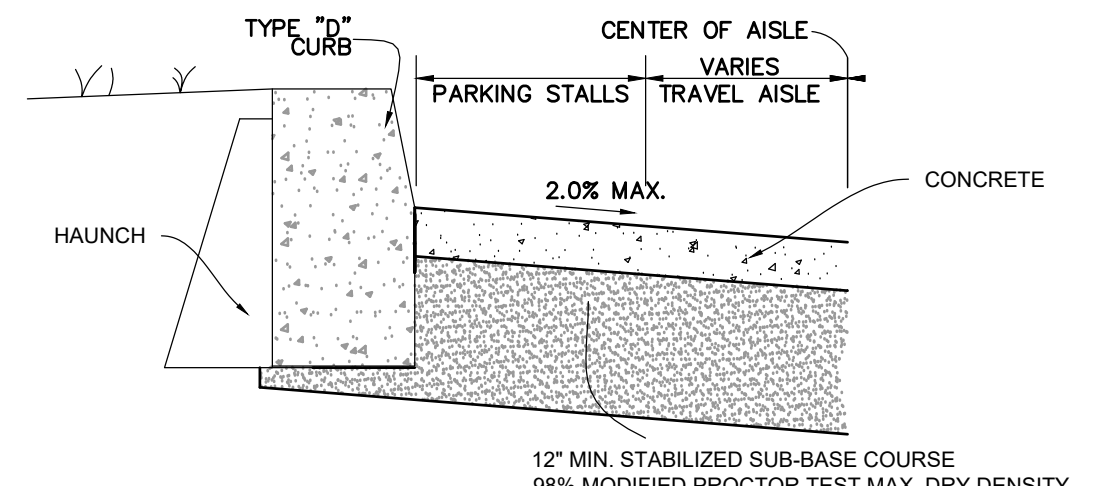


TYPICAL PAVEMENT SECTION

N.T.S.

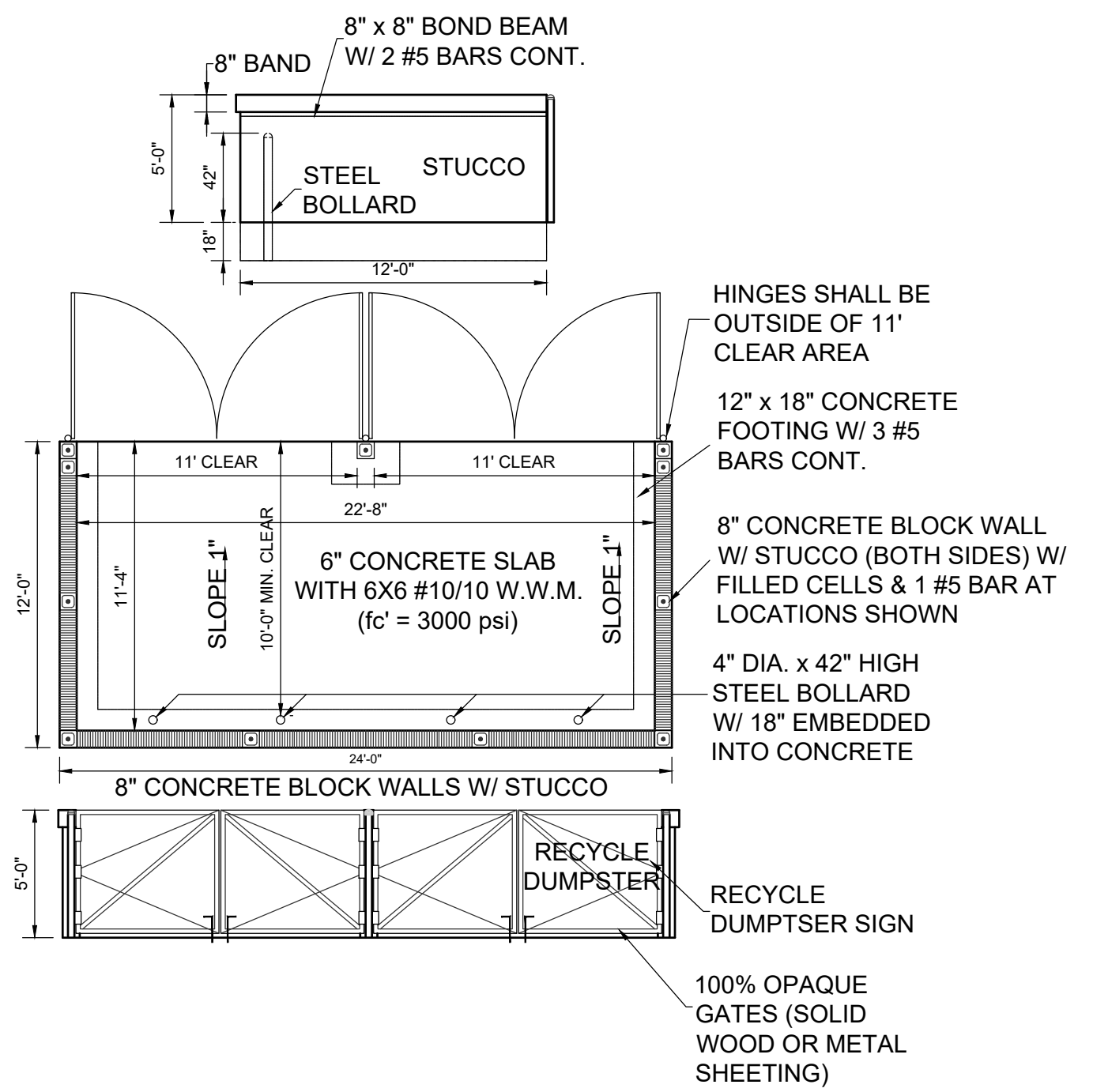


MATERIAL BENCHING DETAIL (FOR ATTACHING TO EXISTING ROADWAY)



- NOTES:**
- TYPICAL PAVEMENT TO BE APPLIED TO ENTIRE PARKING LOT AND ENTRANCE DRIVEWAY.
 - USE 3,000 P.S.I. CONCRETE AT 28 DAYS FOR CONSTRUCTION.
 - SUBGRADE TO EXTEND BEYOND THE TYPE "D" CURB AS SHOWN ON DETAIL.
 - TYPE "D" CURB TO BE CONSTRUCTED IN ACCORDANCE WITH FDOT.
 - TYPE "D" CURB SHOWN OVERSIZED IN DETAIL FOR CLARITY.

PARKING LOT SECTION W/ TYPE "D" CURB



24' x 12' DUMPSTER DETAIL

NOTE:
 OPENING MUST BE PERPENDICULAR TO LINE OF FLIGHT OF SERVICE VEHICLE.

EDC ENGINEERS & SURVEYORS ENVIRONMENTAL

PORT SAINT LUCIE OFFICE
 10250 SW VILLAGE PARKWAY - SUITE 201
 PORT SAINT LUCIE, FL 34987
 772-462-2455
 www.edc-inc.com

F.B.P.E. CERTIFICATE OF AUTHORIZATION 9935
 L.B. CERTIFICATE OF AUTHORIZATION 8098

DESIGNED BY	KNC
DRAWN BY	22-355 (see plan)
CHECKED BY	EDC
FILE NAME	
DETAILS	LAYOUT
AS SHOWN	SCALE
DATE	24/AUG/2023

REVISION COMMENTS	DATE

WESTMORELAND RIVERWALK

DETAILS

FLORIDA

PORT ST. LUCIE

EDC ENGINEERS & SURVEYORS ENVIRONMENTAL

10250 SW VILLAGE PARKWAY - SUITE 201
 PORT SAINT LUCIE, FL 34987
 772-462-2455

CITY OF PSL # P17-004-A2
 PSLUSD PROJECT #: 5001-318

22-355

3 OF 3