



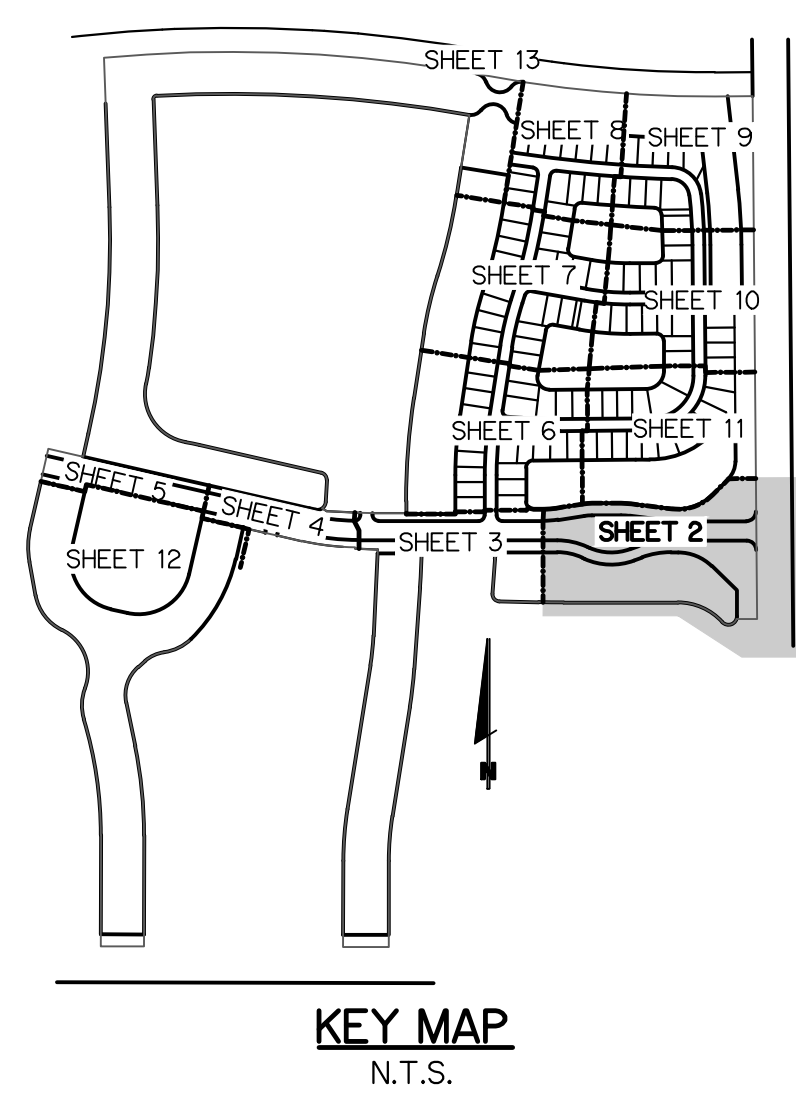
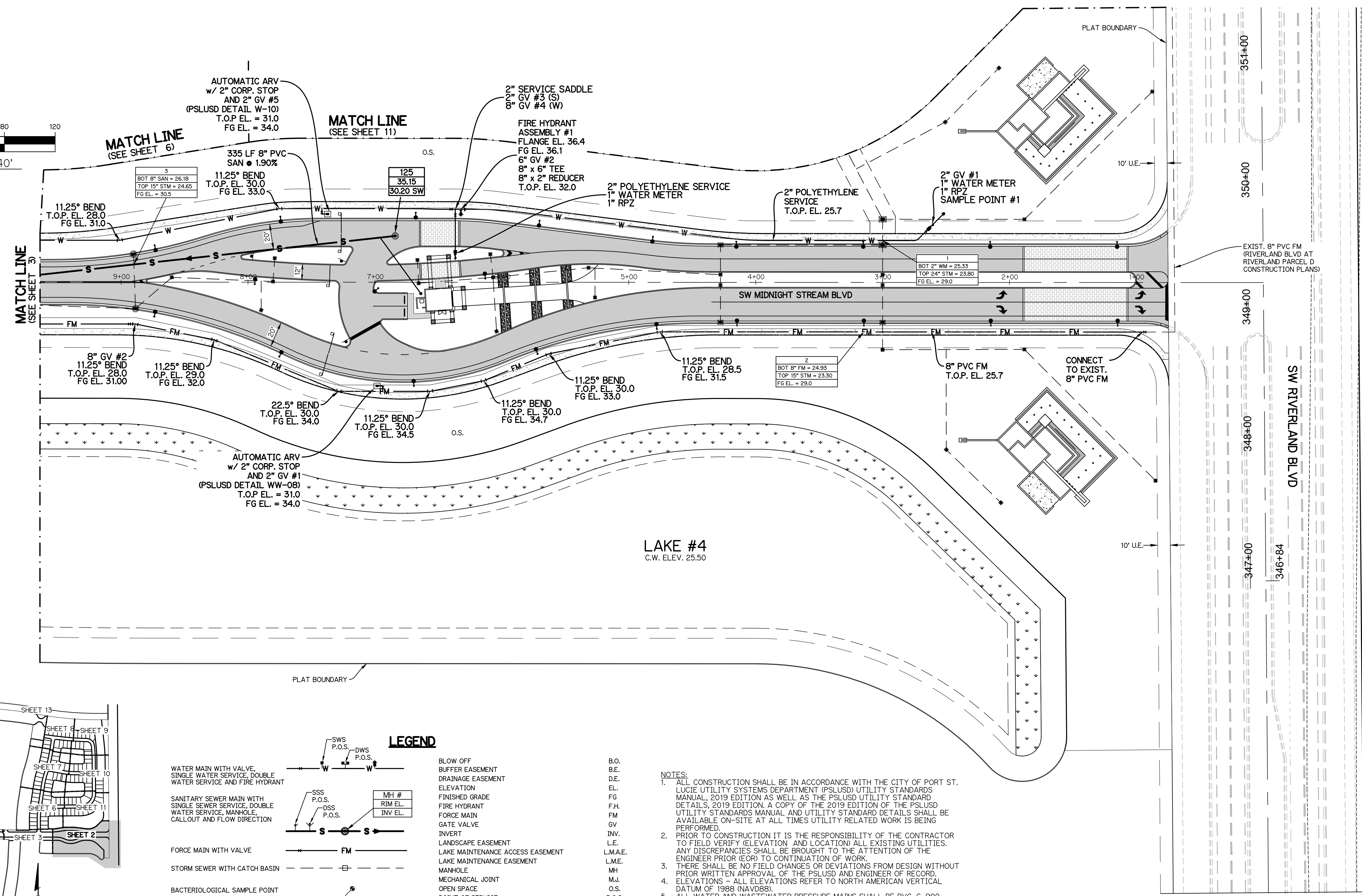
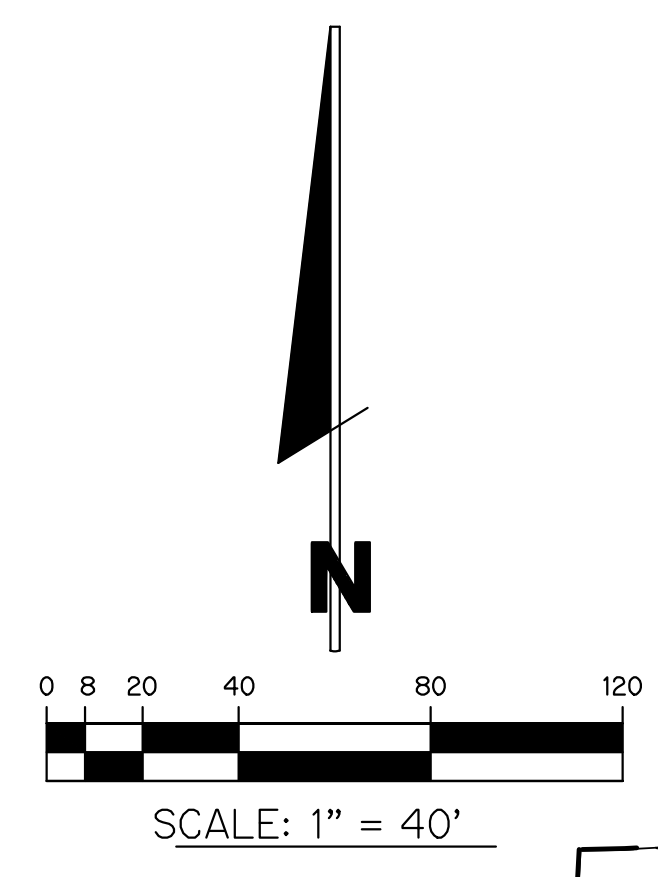
**WATER AND SEWER PLAN  
FOR  
RIVERLAND-PARCEL D  
PLAT ONE**

NO.	DATE	BY	CHK

**GLH ENGINEERING, LLC**  
 1600 SAWGRASS CORPORATE  
 PARKWAY, SUITE 400  
 SUNRISE, FLORIDA 33323  
 PHONE: (954) 753-1730

SCALE: 1"=40'  
 DATE: 8/17/22  
 DESIGNED BY: AQC  
 CHECKED BY: BA  
 FILE NAME:  
 RIV-D PL 1 WS

BRIAN ARNOLD, P.E.  
 FLORIDA P.E. #81294  
 RIV-D PL 1 WS  
 SHEET 2 OF 17



**LEGEND**

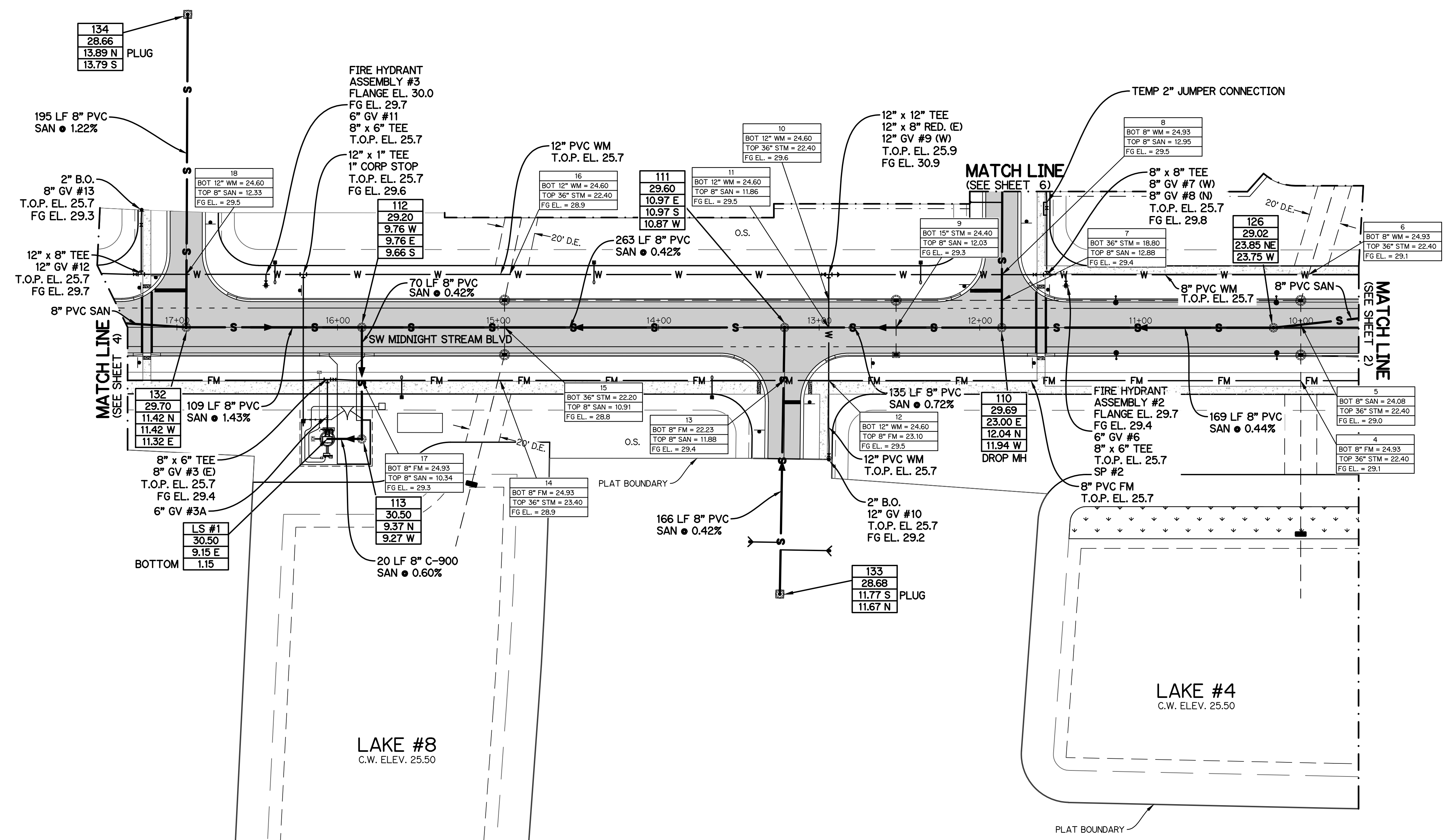
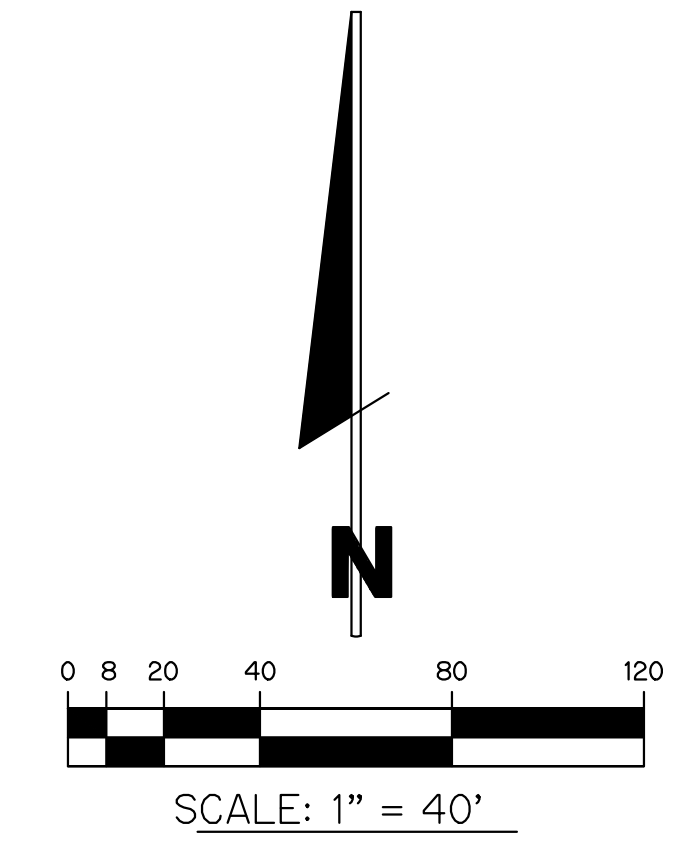
<p>WATER MAIN WITH VALVE, SINGLE WATER SERVICE, DOUBLE WATER SERVICE AND FIRE HYDRANT</p> <p>SANITARY SEWER MAIN WITH SINGLE SEWER SERVICE, DOUBLE WATER SERVICE, MANHOLE, CALLOUT AND FLOW DIRECTION</p> <p>FORCE MAIN WITH VALVE</p> <p>STORM SEWER WITH CATCH BASIN</p> <p>BACTERIOLOGICAL SAMPLE POINT</p> <p>STREET LIGHT</p> <p>STREET LIGHT 35' CONCRETE POLE</p> <p>STREET LIGHT 20' BLACK FIBERGLASS POLE</p> <p>PAVEMENT TO BE CONSTRUCTED WITH REQUIRED IMPROVEMENTS</p> <p>LOT NUMBER</p>	<p>                   </p>	<p>   </p>	<p>                 B.O.                  B.E.                  D.E.                  EL.                  FG                  F.H.                  FM                  GV                  INV.                  L.E.                  L.M.A.E.                  L.M.E.                  MH                  M.J.                  O.S.                  P.O.S.                  P.S.L.U.E.                  P.S.L.U.S.                  SAN                  T.O.P.                  U.E.                  U.E.-R.A.                  WM             </p>
---	--	--	--

**NOTES:**

- ALL CONSTRUCTION SHALL BE IN ACCORDANCE WITH THE CITY OF PORT ST. LUCIE UTILITY SYSTEMS DEPARTMENT (PSLUSD) UTILITY STANDARDS MANUAL, 2019 EDITION AS WELL AS THE PSLUSD UTILITY STANDARD DETAILS, 2019 EDITION. A COPY OF THE 2019 EDITION OF THE PSLUSD UTILITY STANDARDS MANUAL AND UTILITY STANDARD DETAILS SHALL BE AVAILABLE ON-SITE AT ALL TIMES UTILITY RELATED WORK IS BEING PERFORMED.
- PRIOR TO CONSTRUCTION IT IS THE RESPONSIBILITY OF THE CONTRACTOR TO FIELD VERIFY (ELEVATION AND LOCATION) ALL EXISTING UTILITIES. ANY DISCREPANCIES SHALL BE BROUGHT TO THE ATTENTION OF THE ENGINEER PRIOR (EOR) TO CONTINUATION OF WORK.
- THERE SHALL BE NO FIELD CHANGES OR DEVIATIONS FROM DESIGN WITHOUT PRIOR WRITTEN APPROVAL OF THE PSLUSD AND ENGINEER OF RECORD.
- ELEVATIONS - ALL ELEVATIONS REFER TO NORTH AMERICAN VERTICAL DATUM OF 1988 (NAVD88).
- ALL WATER AND WASTEWATER PRESSURE MAINS SHALL BE PVC, C-900, DR18 (PRESSURE CLASS 235).
- ALL GRAVITY SEWER PIPE, FITTINGS AND SERVICE LINES SHALL BE PVC, SDR 26 AND, AS A MINIMUM, CONFORM TO ASTM D-3034.
- VALVES SHALL NOT BE PLACED IN CURBS, GUTTERS, SIDEWALKS, PARKING SPACES AND HANDICAP RAMPS. WHERE CONCRETE VALVE PADS TO BE OWNED BY PSLUSD ARE ADJACENT TO SIDEWALKS, THE PADS SHALL BE POURED AS PART OF THE SIDEWALK POUR WITH NO JOINTS.
- METER BOXES TO MAINTAIN MINIMUM OF 5' SEPARATION FROM LIGHT POLE.

NOTE: ALL GRADES SHOWN ARE IN NAVD88

WATER AND SEWER PLAN  
FOR  
**RIVERLAND-PARCEL D**  
PLAT ONE



- NOTES:**
1. ALL CONSTRUCTION SHALL BE IN ACCORDANCE WITH THE CITY OF PORT ST. LUCIE UTILITY SYSTEMS DEPARTMENT (PSLUSD) UTILITY STANDARDS MANUAL, 2019 EDITION AS WELL AS THE PSLUSD UTILITY STANDARD DETAILS, 2019 EDITION. A COPY OF THE 2019 EDITION OF THE PSLUSD UTILITY STANDARDS MANUAL AND UTILITY STANDARD DETAILS SHALL BE AVAILABLE ON-SITE AT ALL TIMES UTILITY RELATED WORK IS BEING PERFORMED.
  2. PRIOR TO CONSTRUCTION IT IS THE RESPONSIBILITY OF THE CONTRACTOR TO FIELD VERIFY (ELEVATION AND LOCATION) ALL EXISTING UTILITIES. ANY DISCREPANCIES SHALL BE BROUGHT TO THE ATTENTION OF THE ENGINEER PRIOR (EOR) TO CONTINUATION OF WORK.
  3. THERE SHALL BE NO FIELD CHANGES OR DEVIATIONS FROM DESIGN WITHOUT PRIOR WRITTEN APPROVAL OF THE PSLUSD AND ENGINEER OF RECORD.
  4. ELEVATIONS - ALL ELEVATIONS REFER TO NORTH AMERICAN VERTICAL DATUM OF 1988 (NAVD88).
  5. ALL WATER AND WASTEWATER PRESSURE MAINS SHALL BE PVC, C-900, DR18 (PRESSURE CLASS 235).
  6. ALL GRAVITY SEWER PIPE, FITTINGS AND SERVICE LINES SHALL BE PVC, SDR 26 AND, AS A MINIMUM, CONFORM TO ASTM D-3034.
  7. VALVES SHALL NOT BE PLACED IN CURBS, GUTTERS, SIDEWALKS, PARKING SPACES AND HANDICAP RAMPS. WHERE CONCRETE VALVE PADS TO BE OWNED BY PSLUSD ARE ADJACENT TO SIDEWALKS, THE PADS SHALL BE POURED AS PART OF THE SIDEWALK POUR WITH NO JOINTS.
  8. METER BOXES TO MAINTAIN MINIMUM OF 5' SEPARATION FROM LIGHT POLE.

NO.	DATE	BY	CK

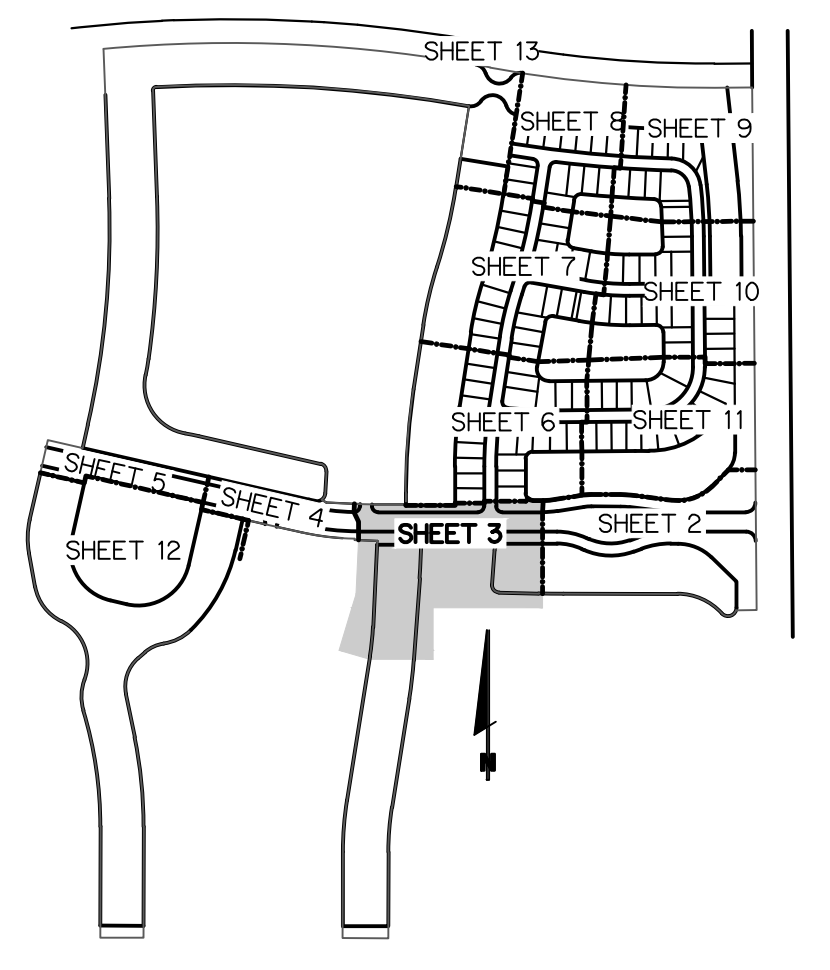
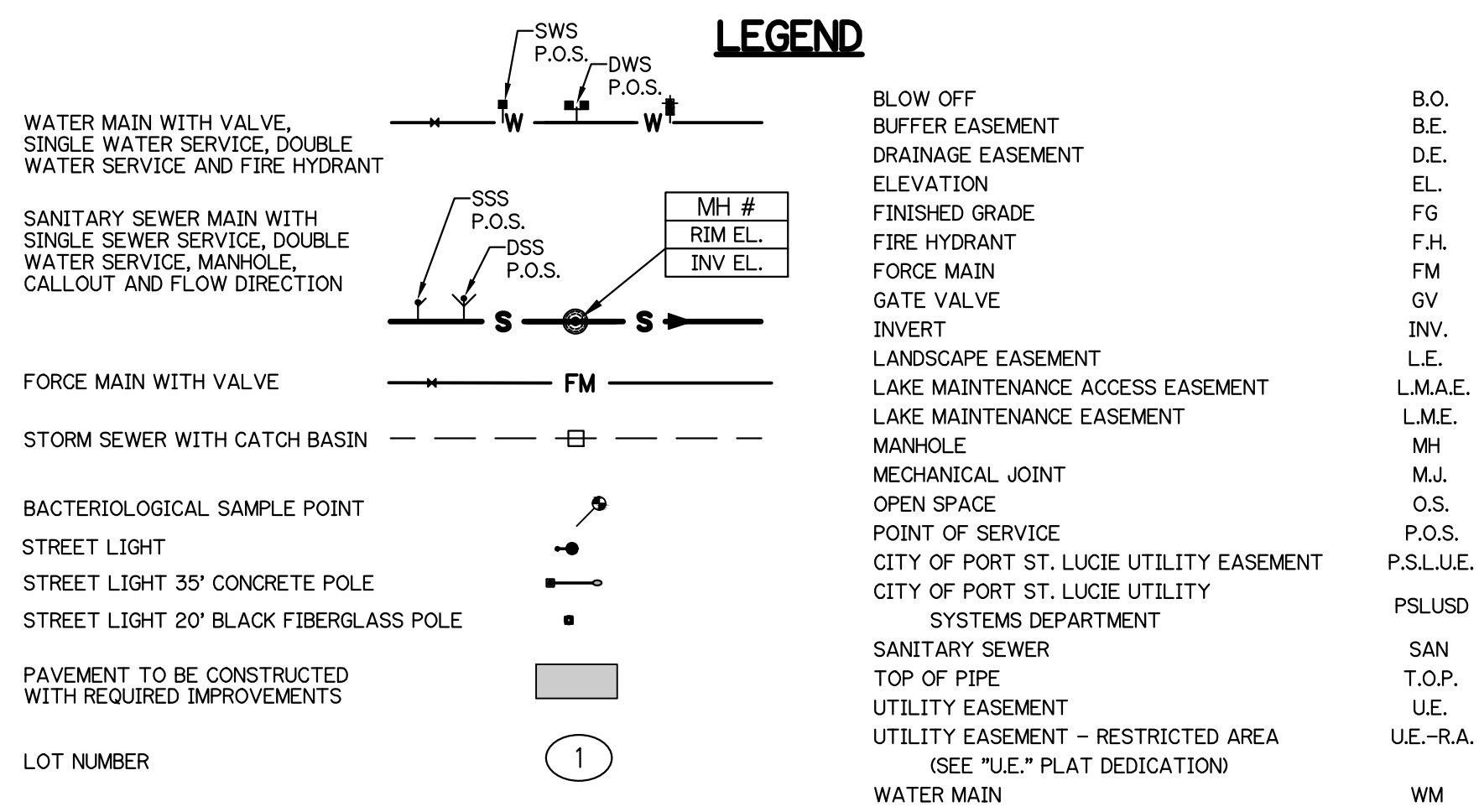
**GLH ENGINEERING, LLC**  
1600 SAWGRASS CORPORATE  
PARKWAY, SUITE 400  
SUNRISE, FLORIDA 33323  
PHONE: (954) 753-1730

SCALE: 1"=40'  
DATE: 8/17/22  
DESIGNED BY: AQC  
CHECKED BY: BA  
FILE NAME:  
RIV-D PL 1 WS

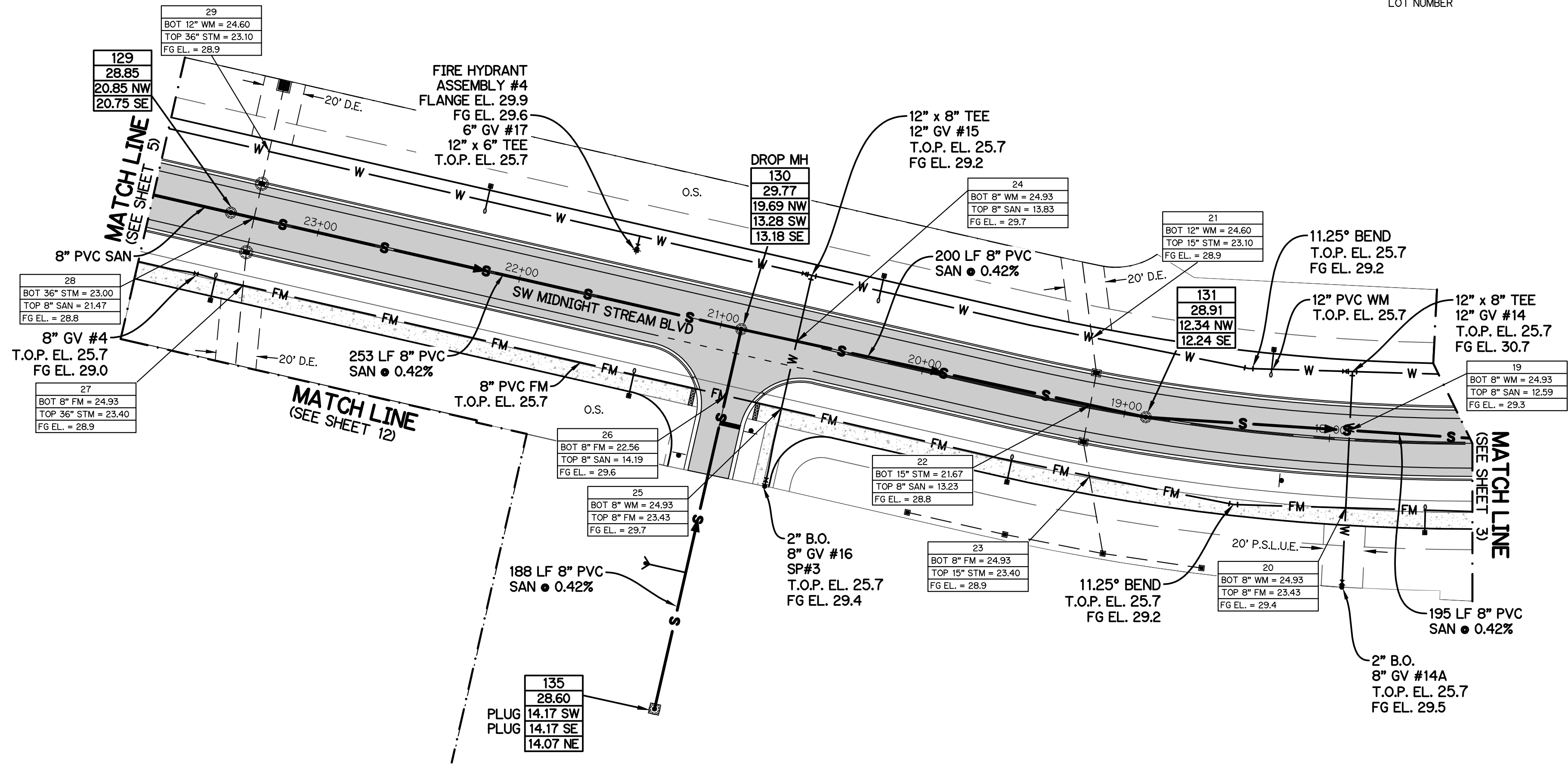
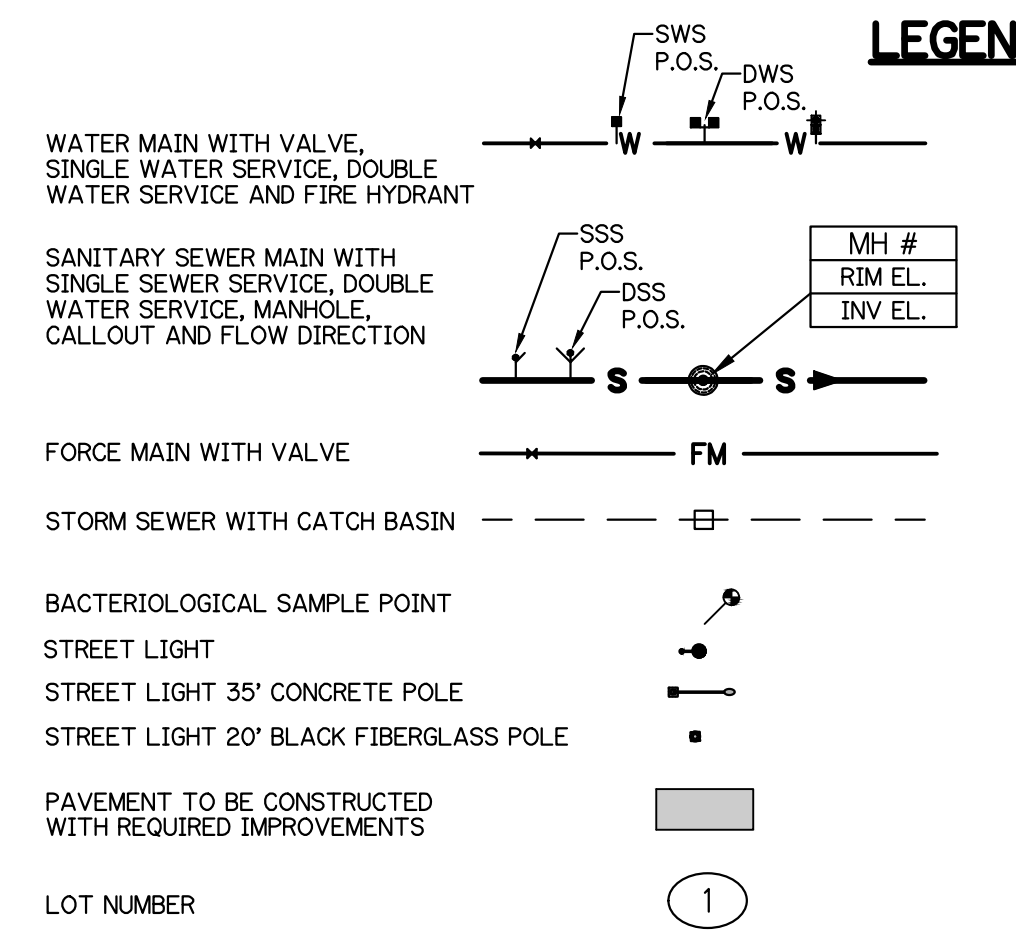
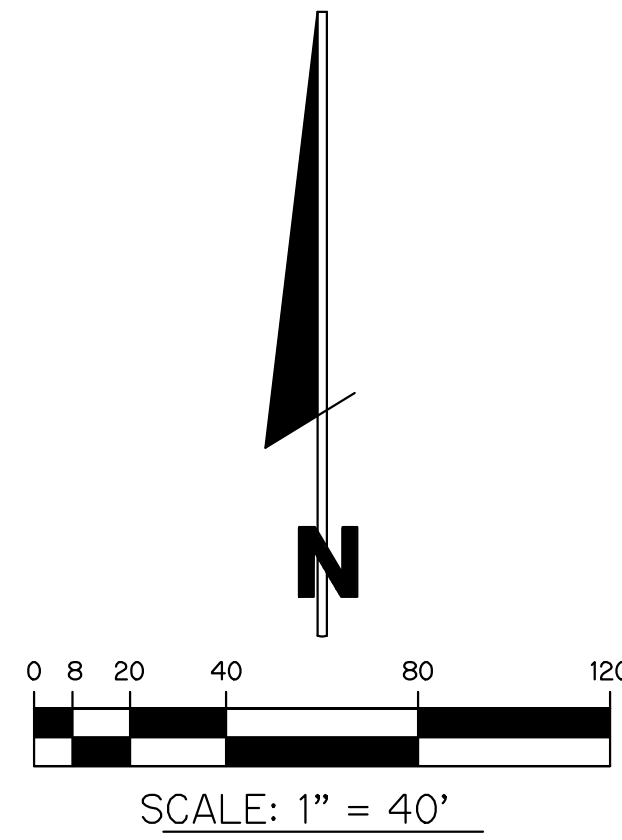
BRIAN ARNOLD, P.E.  
FLORIDA P.E. #81294

RIV-D PL 1 WS

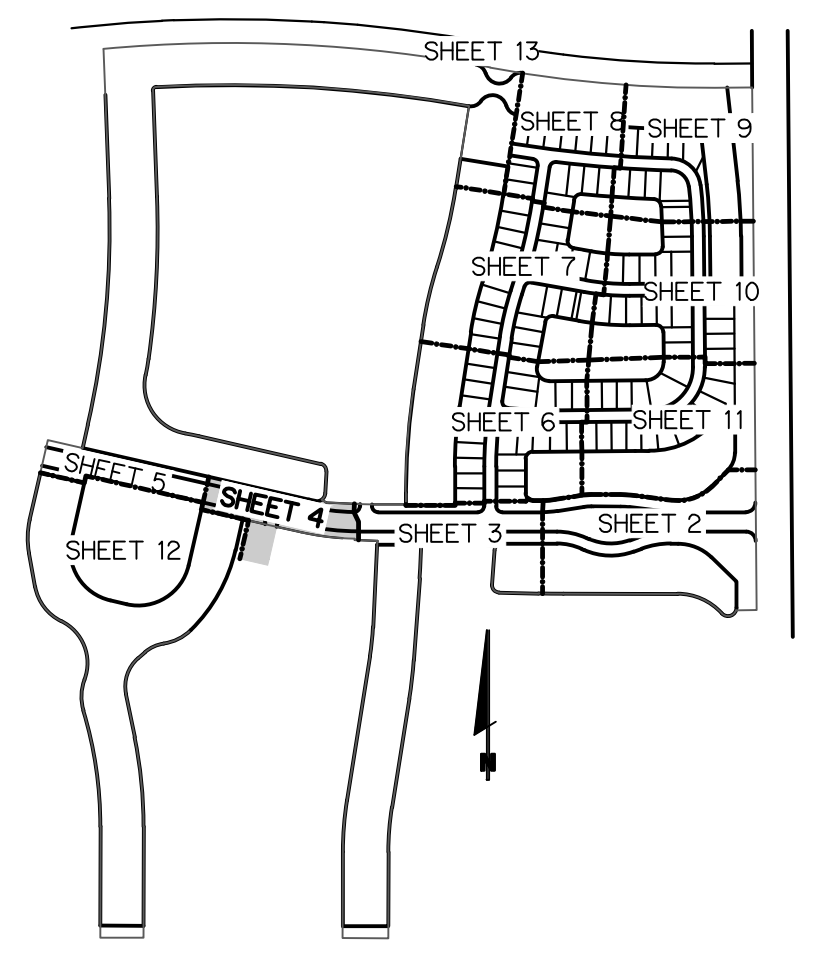
SHEET 3 OF 17



NOTE: ALL GRADES SHOWN ARE IN NAVD88



- NOTES:
- ALL CONSTRUCTION SHALL BE IN ACCORDANCE WITH THE CITY OF PORT ST. LUCIE UTILITY SYSTEMS DEPARTMENT (PSLUSD) UTILITY STANDARDS MANUAL, 2019 EDITION AS WELL AS THE PSLUSD UTILITY STANDARDS MANUAL, 2019 EDITION. A COPY OF THE 2019 EDITION OF THE PSLUSD UTILITY STANDARDS MANUAL AND UTILITY STANDARD DETAILS SHALL BE AVAILABLE ON-SITE AT ALL TIMES UTILITY RELATED WORK IS BEING PERFORMED.
  - PRIOR TO CONSTRUCTION IT IS THE RESPONSIBILITY OF THE CONTRACTOR TO FIELD VERIFY (ELEVATION AND LOCATION) ALL EXISTING UTILITIES. ANY DISCREPANCIES SHALL BE BROUGHT TO THE ATTENTION OF THE ENGINEER PRIOR (EOR) TO CONTINUATION OF WORK.
  - THERE SHALL BE NO FIELD CHANGES OR DEVIATIONS FROM DESIGN WITHOUT PRIOR WRITTEN APPROVAL OF THE PSLUSD AND ENGINEER OF RECORD.
  - ELEVATIONS - ALL ELEVATIONS REFER TO NORTH AMERICAN VERTICAL DATUM OF 1988 (NAVD88).
  - ALL WATER AND WASTEWATER PRESSURE MAINS SHALL BE PVC, C-900, DR18 (PRESSURE CLASS 235).
  - ALL GRAVITY SEWER PIPE, FITTINGS AND SERVICE LINES SHALL BE PVC, SDR 26 AND, AS A MINIMUM, CONFORM TO ASTM D-3034.
  - VALVES SHALL NOT BE PLACED IN CURBS, GUTTERS, SIDEWALKS, PARKING SPACES AND HANDICAP RAMPS. WHERE CONCRETE VALVE PADS TO BE OWNED BY PSLUSD ARE ADJACENT TO SIDEWALKS, THE PADS SHALL BE POURED AS PART OF THE SIDEWALK POUR WITH NO JOINTS.
  - METER BOXES TO MAINTAIN MINIMUM OF 5' SEPARATION FROM LIGHT POLE.



KEY MAP  
N.T.S.

NOTE: ALL GRADES SHOWN ARE IN NAVD88

WATER AND SEWER PLAN  
 FOR  
**RIVERLAND-PARCEL D**  
 PLAT ONE

REVISIONS	DATE	BY	CK

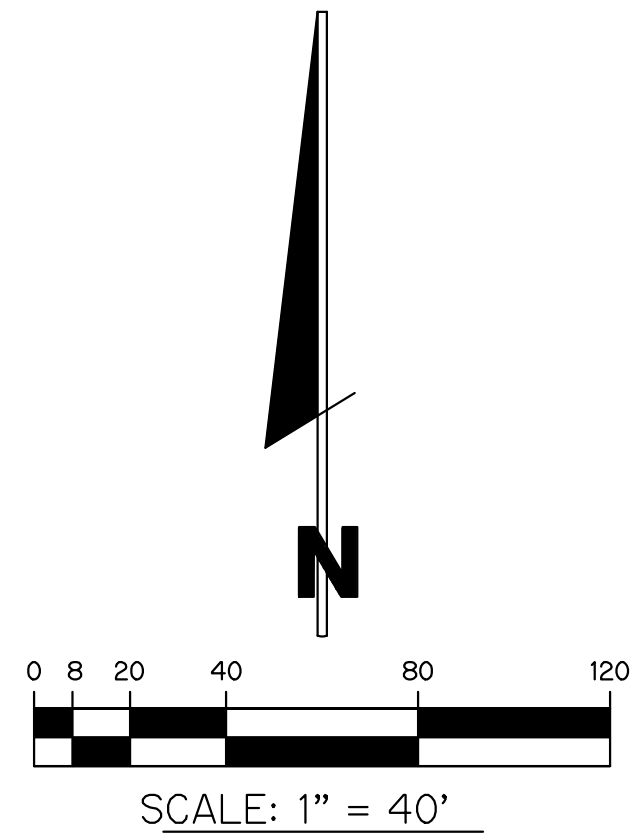
**GLH ENGINEERING, LLC**  
 1600 SAWGRASS CORPORATE  
 PARKWAY, SUITE 400  
 SUNRISE, FLORIDA 33323  
 PHONE: (954) 753-1730

SCALE: 1"=40'  
 DATE: 8/17/22  
 DESIGNED BY: AQC  
 CHECKED BY: BA  
 FILE NAME:  
 RIV-D PL 1 WS

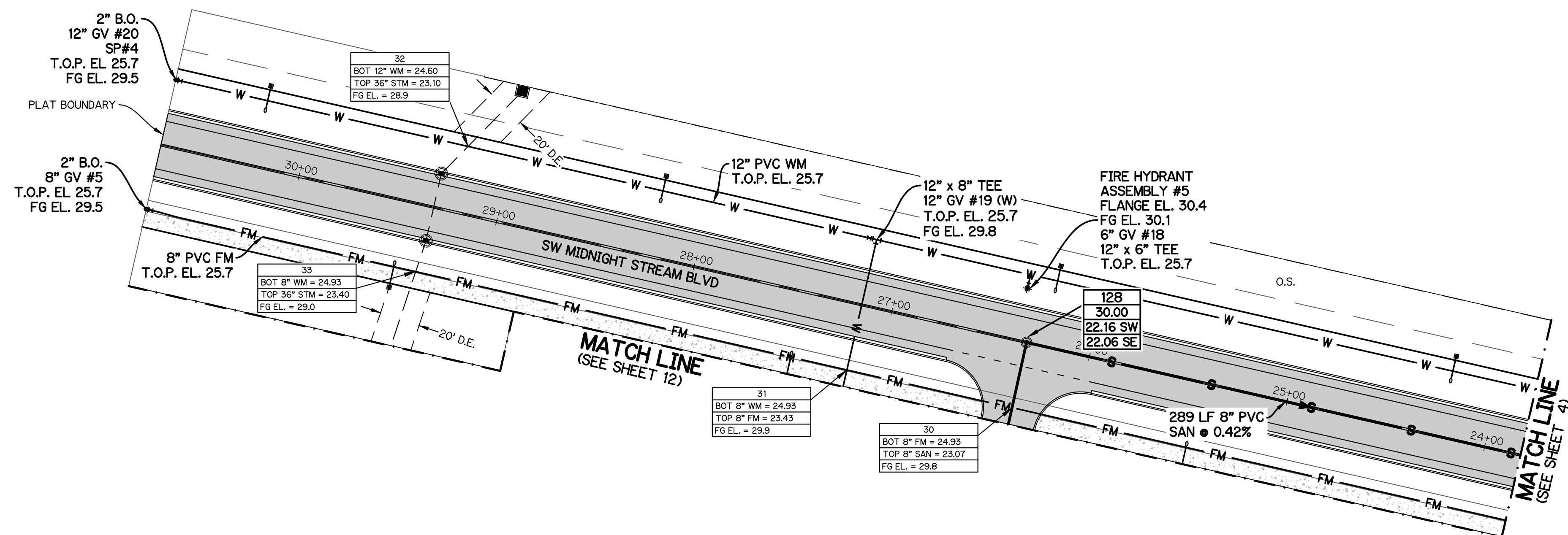
BRIAN ARNOLD, P.E.  
FLORIDA P.E. #81294

RIV-D PL 1 | WS

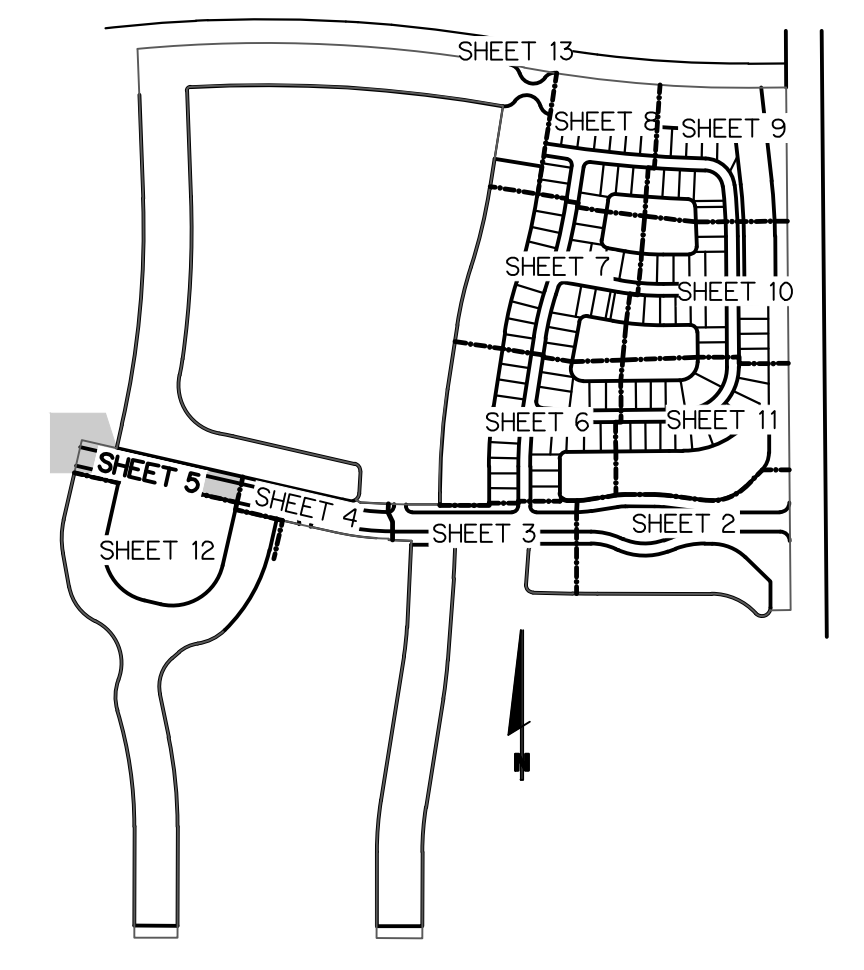
SHEET 4 OF 17



LEGEND	
WATER MAIN WITH VALVE, SINGLE WATER SERVICE, DOUBLE WATER SERVICE AND FIRE HYDRANT	W
SANITARY SEWER MAIN WITH SINGLE SEWER SERVICE, DOUBLE WATER SERVICE, MANHOLE, CALLOUT AND FLOW DIRECTION	S
FORCE MAIN WITH VALVE	FM
STORM SEWER WITH CATCH BASIN	SS
BACTERIOLOGICAL SAMPLE POINT	SP
STREET LIGHT	SL
STREET LIGHT 35' CONCRETE POLE	SLC
STREET LIGHT 20' BLACK FIBERGLASS POLE	SLB
PAVEMENT TO BE CONSTRUCTED WITH REQUIRED IMPROVEMENTS	PAV
LOT NUMBER	1
BLOW OFF	B.O.
BUFFER EASEMENT	B.E.
DRAINAGE EASEMENT	D.E.
ELEVATION	EL.
FINISHED GRADE	FG
FIRE HYDRANT	F.H.
FORCE MAIN	FM
GATE VALVE	GV
INVERT	INV.
LANDSCAPE EASEMENT	L.E.
LAKE MAINTENANCE ACCESS EASEMENT	L.M.A.E.
LAKE MAINTENANCE EASEMENT	L.M.E.
MANHOLE	M.H.
MECHANICAL JOINT	M.J.
OPEN SPACE	O.S.
POINT OF SERVICE	P.O.S.
CITY OF PORT ST. LUCIE UTILITY EASEMENT	P.S.L.U.E.
CITY OF PORT ST. LUCIE UTILITY SYSTEMS DEPARTMENT	P.S.L.U.S.D.
SANITARY SEWER	SAN
TOP OF PIPE	T.O.P.
UTILITY EASEMENT	U.E.
UTILITY EASEMENT - RESTRICTED AREA (SEE "U.E.-R.A. PLAT DEDICATION")	U.E.-R.A.
WATER MAIN	WM



- NOTES:
- ALL CONSTRUCTION SHALL BE IN ACCORDANCE WITH THE CITY OF PORT ST. LUCIE UTILITY SYSTEMS DEPARTMENT (PSLUSD) UTILITY STANDARDS MANUAL, 2019 EDITION AS WELL AS THE PSLUSD UTILITY STANDARDS MANUAL, 2019 EDITION. A COPY OF THE 2019 EDITION OF THE PSLUSD UTILITY STANDARDS MANUAL AND UTILITY STANDARD DETAILS SHALL BE AVAILABLE ON-SITE AT ALL TIMES UTILITY RELATED WORK IS BEING PERFORMED.
  - PRIOR TO CONSTRUCTION IT IS THE RESPONSIBILITY OF THE CONTRACTOR TO FIELD VERIFY (ELEVATION AND LOCATION) ALL EXISTING UTILITIES. ANY DISCREPANCIES SHALL BE BROUGHT TO THE ATTENTION OF THE ENGINEER PRIOR (EOR) TO CONTINUATION OF WORK.
  - THERE SHALL BE NO FIELD CHANGES OR DEVIATIONS FROM DESIGN WITHOUT PRIOR WRITTEN APPROVAL OF THE PSLUSD AND ENGINEER OF RECORD.
  - ELEVATIONS - ALL ELEVATIONS REFER TO NORTH AMERICAN VERTICAL DATUM OF 1988 (NAVD88).
  - ALL WATER AND WASTEWATER PRESSURE MAINS SHALL BE PVC, C-900, DR18 (PRESSURE CLASS 235).
  - ALL GRAVITY SEWER PIPE, FITTINGS AND SERVICE LINES SHALL BE PVC, SDR 26 AND, AS A MINIMUM, CONFORM TO ASTM D-3034.
  - VALVES SHALL NOT BE PLACED IN CURBS, GUTTERS, SIDEWALKS, PARKING SPACES AND HANDICAP RAMPS. WHERE CONCRETE VALVE PADS TO BE OWNED BY PSLUSD ARE ADJACENT TO SIDEWALKS, THE PADS SHALL BE POURED AS PART OF THE SIDEWALK POUR WITH NO JOINTS.
  - METER BOXES TO MAINTAIN MINIMUM OF 5' SEPARATION FROM LIGHT POLE.



NOTE: ALL GRADES SHOWN ARE IN NAVD88

P22-

WATER AND SEWER PLAN  
 FOR  
**RIVERLAND-PARCEL D**  
 PLAT ONE

REVISIONS	DATE	BY	CK

**GLH ENGINEERING, LLC**  
 1600 SAWGRASS CORPORATE  
 PARKWAY, SUITE 400  
 SUNRISE, FLORIDA 33323  
 PHONE: (954) 753-1730

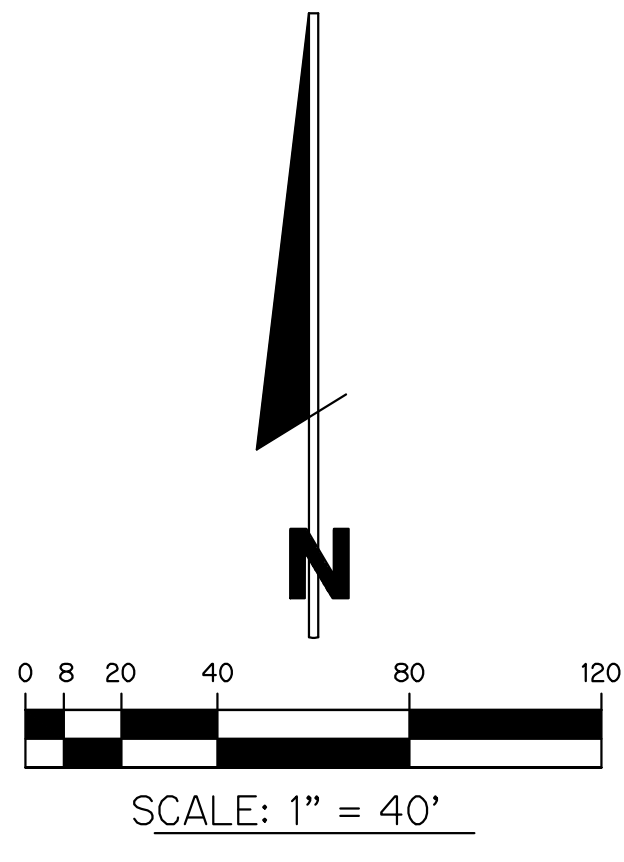
SCALE: 1"=40'  
 DATE: 8/17/22  
 DESIGNED BY: AQC  
 CHECKED BY: BA  
 FILE NAME:  
 RIV-D PL 1 WS

BRIAN ARNOLD, P.E.  
 FLORIDA P.E. #81294

RIV-D PL 1 | WS

SHEET 5 OF 17

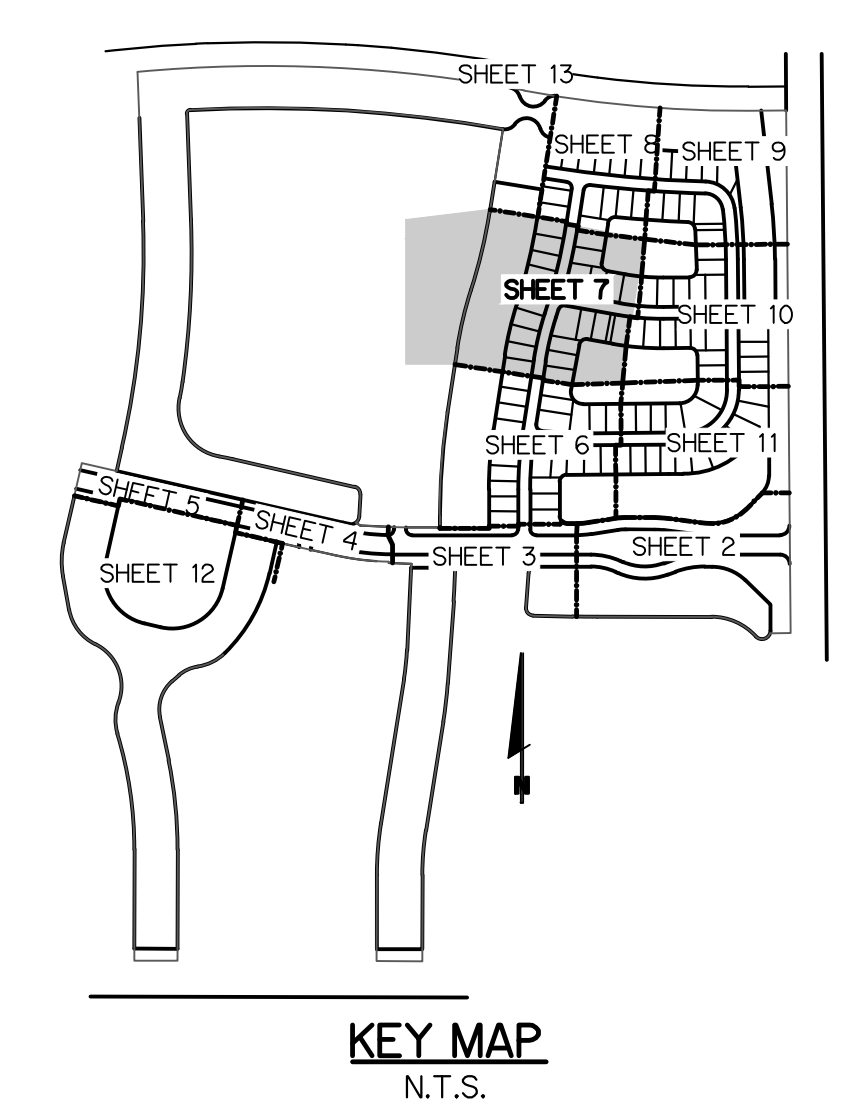
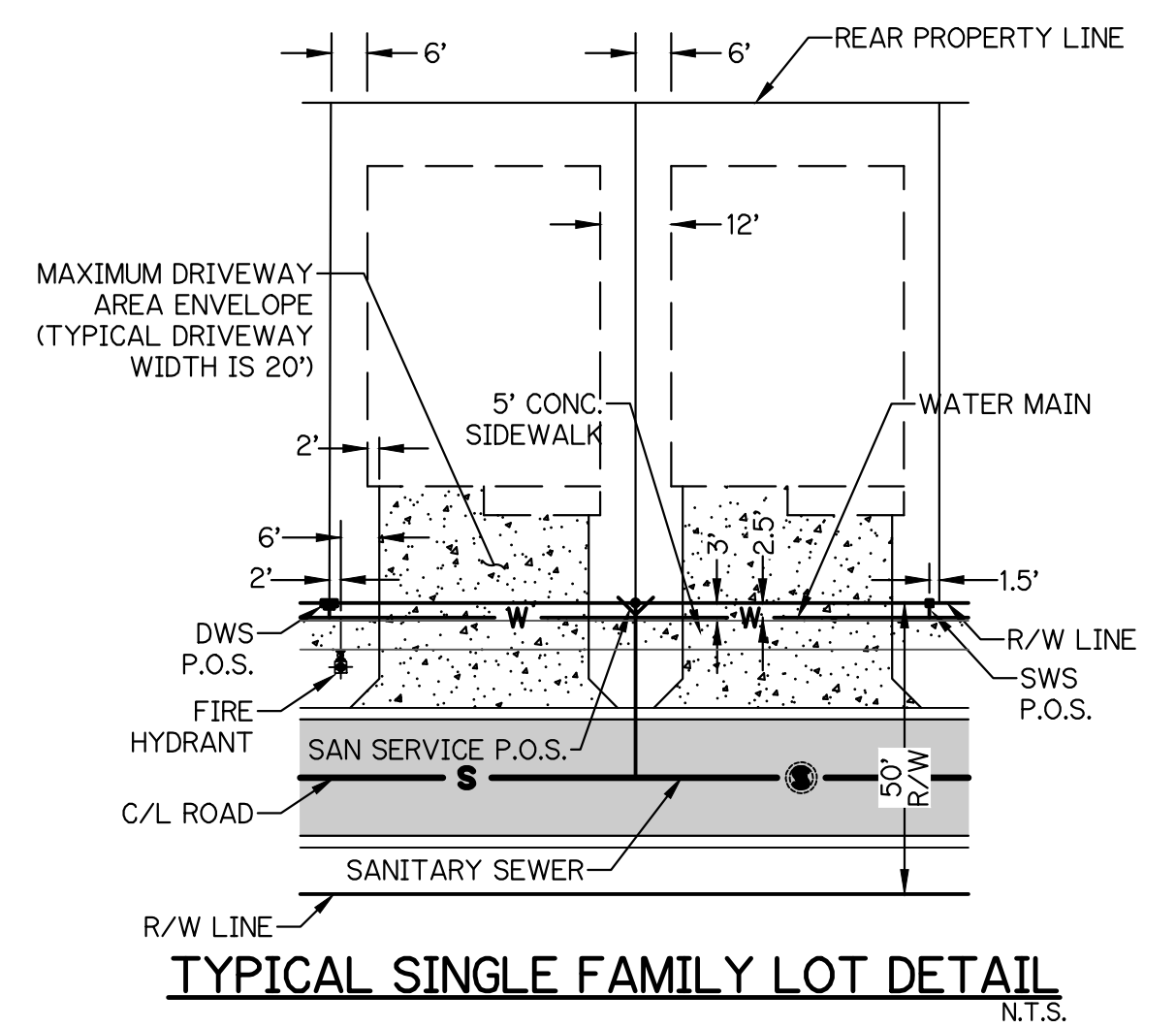




- NOTES:**
1. ALL CONSTRUCTION SHALL BE IN ACCORDANCE WITH THE CITY OF PORT ST. LUCIE UTILITY SYSTEMS DEPARTMENT (PSLUSD) UTILITY STANDARDS MANUAL, 2019 EDITION AS WELL AS THE PSLUSD UTILITY STANDARD DETAILS, 2019 EDITION. A COPY OF THE 2019 EDITION OF THE PSLUSD UTILITY STANDARDS MANUAL AND UTILITY STANDARD DETAILS SHALL BE AVAILABLE ON-SITE AT ALL TIMES UTILITY RELATED WORK IS BEING PERFORMED.
  2. PRIOR TO CONSTRUCTION IT IS THE RESPONSIBILITY OF THE CONTRACTOR TO FIELD VERIFY (ELEVATION AND LOCATION) ALL EXISTING UTILITIES. ANY DISCREPANCIES SHALL BE BROUGHT TO THE ATTENTION OF THE ENGINEER PRIOR (EOR) TO CONTINUATION OF WORK.
  3. THERE SHALL BE NO FIELD CHANGES OR DEVIATIONS FROM DESIGN WITHOUT PRIOR WRITTEN APPROVAL OF THE PSLUSD AND ENGINEER OF RECORD.
  4. ELEVATIONS - ALL ELEVATIONS REFER TO NORTH AMERICAN VERTICAL DATUM OF 1988 (NAVD88).
  5. ALL WATER AND WASTEWATER PRESSURE MAINS SHALL BE PVC, C-900, DR18 (PRESSURE CLASS 235).
  6. ALL GRAVITY SEWER PIPE, FITTINGS AND SERVICE LINES SHALL BE PVC, SDR 26 AND, AS A MINIMUM, CONFORM TO ASTM D-3034.
  7. VALVES SHALL NOT BE PLACED IN CURBS, GUTTERS, SIDEWALKS, PARKING SPACES AND HANDICAP RAMPS. WHERE CONCRETE VALVE PADS TO BE OWNED BY PSLUSD ARE ADJACENT TO SIDEWALKS, THE PADS SHALL BE POURED AS PART OF THE SIDEWALK POUR WITH NO JOINTS.
  8. METER BOXES TO MAINTAIN MINIMUM OF 5' SEPARATION FROM LIGHT POLE.

**LEGEND**

WATER MAIN WITH VALVE SINGLE WATER SERVICE, DOUBLE WATER SERVICE AND FIRE HYDRANT		BLOW OFF	B.O.
SANITARY SEWER MAIN WITH SINGLE SEWER SERVICE, DOUBLE WATER SERVICE, MANHOLE CALLOUT AND FLOW DIRECTION		BUFFER EASEMENT	B.E.
FORCE MAIN WITH VALVE		DRAINAGE EASEMENT	D.E.
STORM SEWER WITH CATCH BASIN		ELEVATION	EL.
BACTERIOLOGICAL SAMPLE POINT		FINISHED GRADE	FG
STREET LIGHT		FIRE HYDRANT	F.H.
STREET LIGHT 35' CONCRETE POLE		FORCE MAIN	FM
STREET LIGHT 20' BLACK FIBERGLASS POLE		GATE VALVE	GV
PAVEMENT TO BE CONSTRUCTED WITH REQUIRED IMPROVEMENTS		INVERT	INV.
LOT NUMBER		LANDSCAPE EASEMENT	L.E.
		LAKE MAINTENANCE ACCESS EASEMENT	L.M.A.E.
		LAKE MAINTENANCE EASEMENT	L.M.E.
		MANHOLE	MH
		MECHANICAL JOINT	M.J.
		OPEN SPACE	O.S.
		POINT OF SERVICE	P.O.S.
		CITY OF PORT ST. LUCIE UTILITY EASEMENT	P.S.L.U.E.
		CITY OF PORT ST. LUCIE UTILITY SYSTEMS DEPARTMENT	PSLUSD
		SANITARY SEWER	SAN
		TOP OF PIPE	T.O.P.
		UTILITY EASEMENT	U.E.
		UTILITY EASEMENT - RESTRICTED AREA (SEE "U.E." PLAT DEDICATION)	U.E.-R.A.
		WATER MAIN	WM



NOTE: ALL GRADES SHOWN ARE IN NAVD88

**WATER AND SEWER PLAN**  
**FOR**  
**RIVERLAND-PARCEL D**  
**PLAT ONE**

NO.	DATE	BY	CK

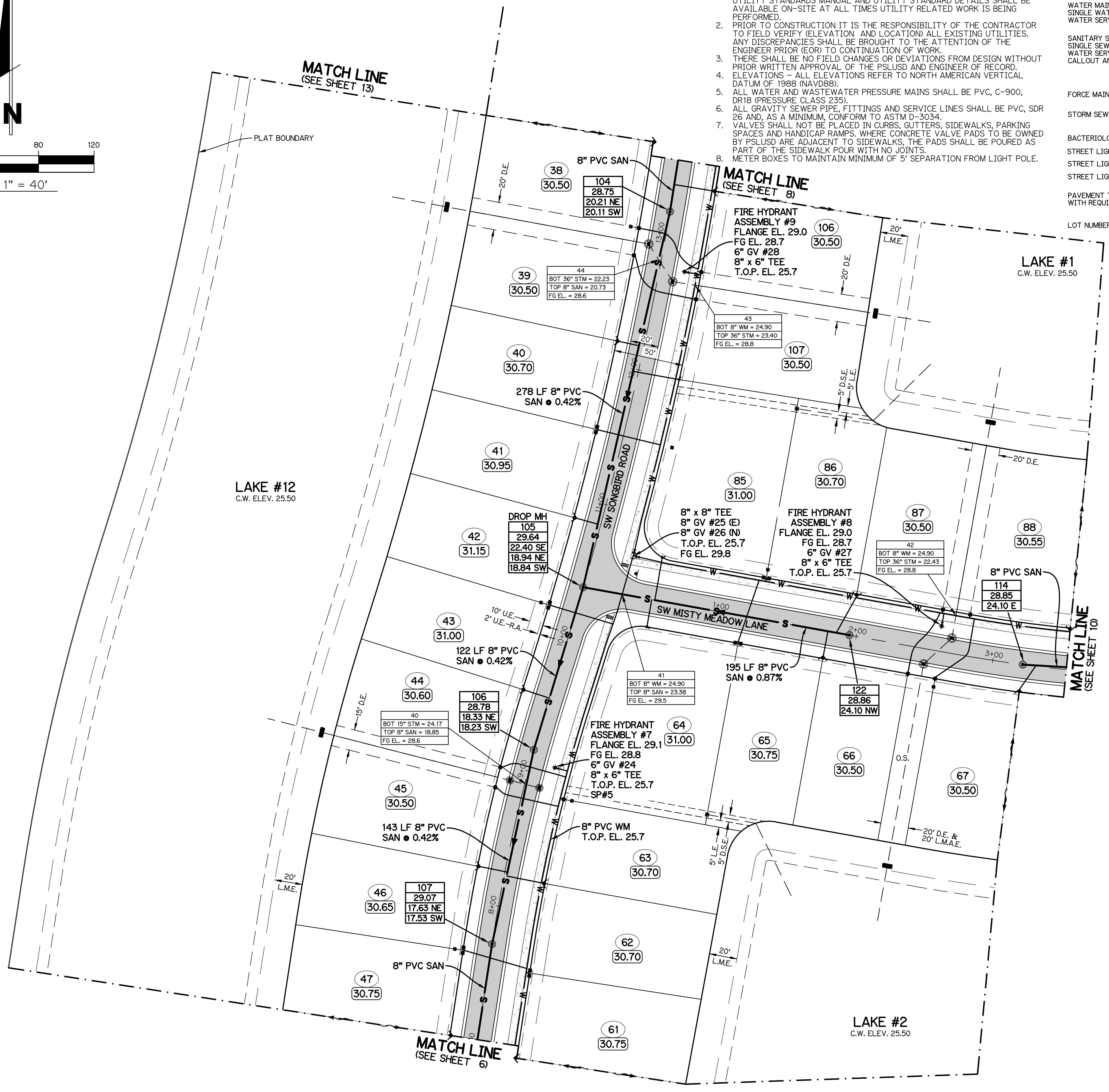
**GLH ENGINEERING, LLC**  
 1600 SAWGRASS CORPORATE  
 PARKWAY, SUITE 400  
 SUNRISE, FLORIDA 33323  
 PHONE: (954) 753-1730

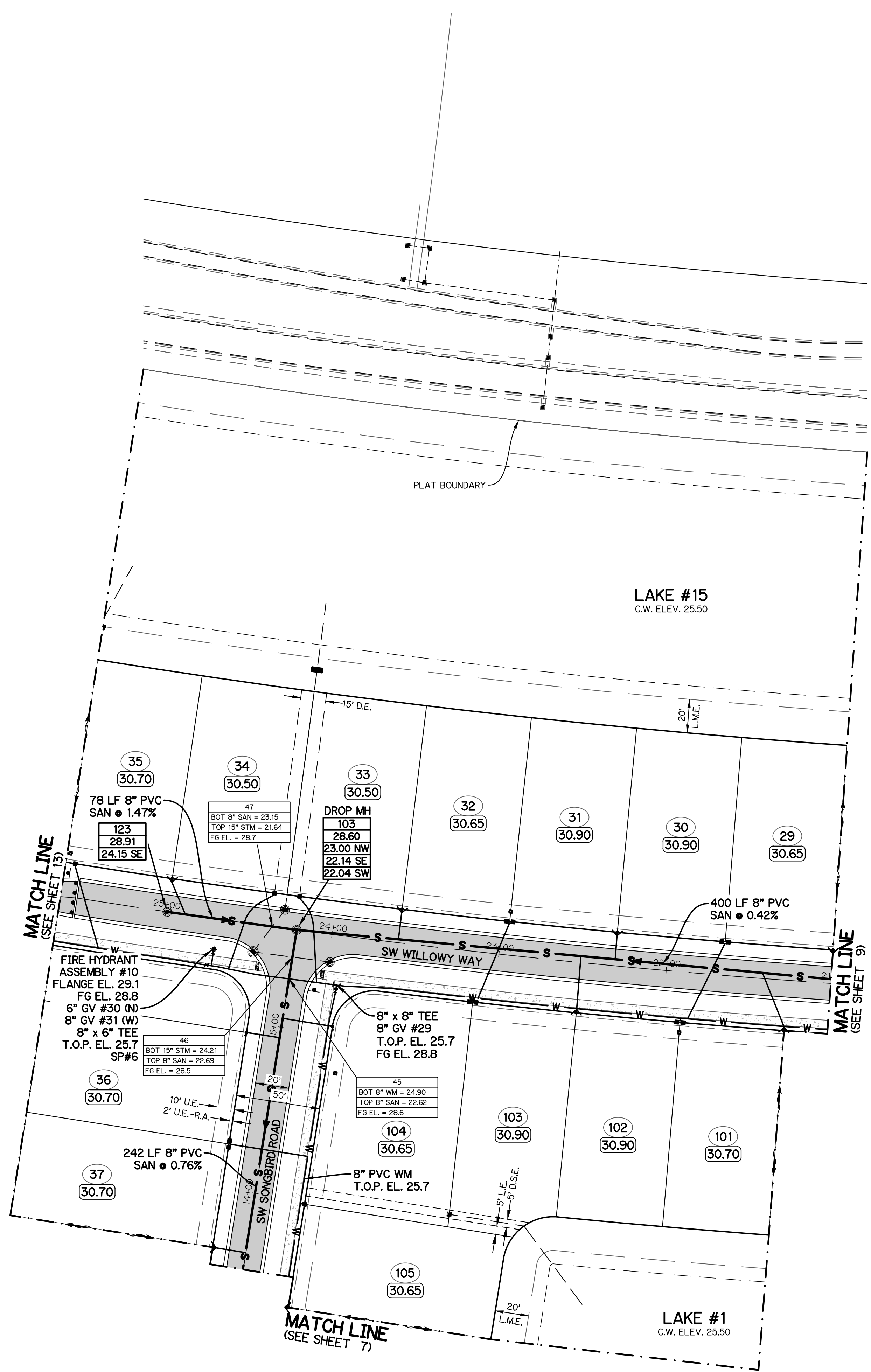
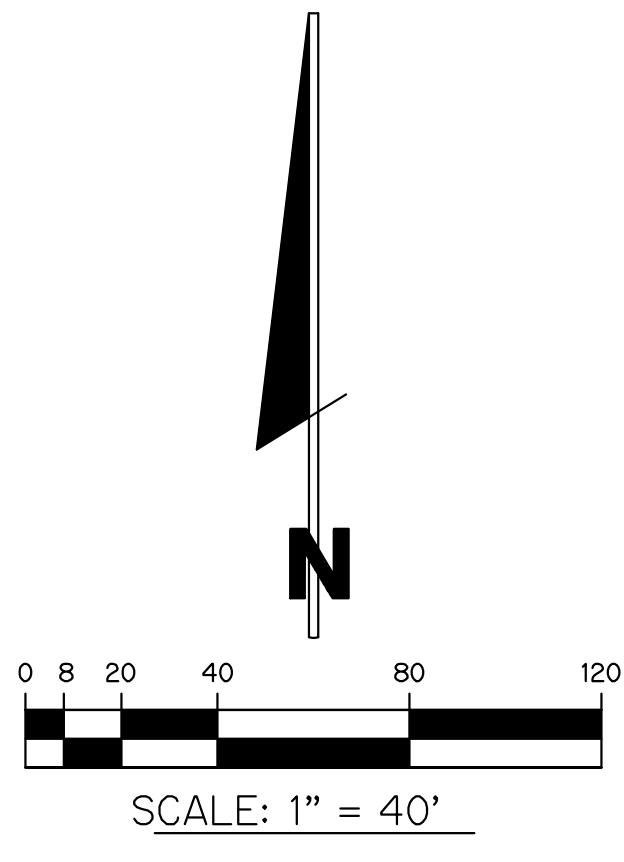
SCALE: 1"=40'  
 DATE: 8/17/22  
 DESIGNED BY: AQC  
 CHECKED BY: BA  
 FILE NAME:  
 RIV-D PL 1 WS

BRIAN ARNOLD, P.E.  
 FLORIDA P.E. #81294

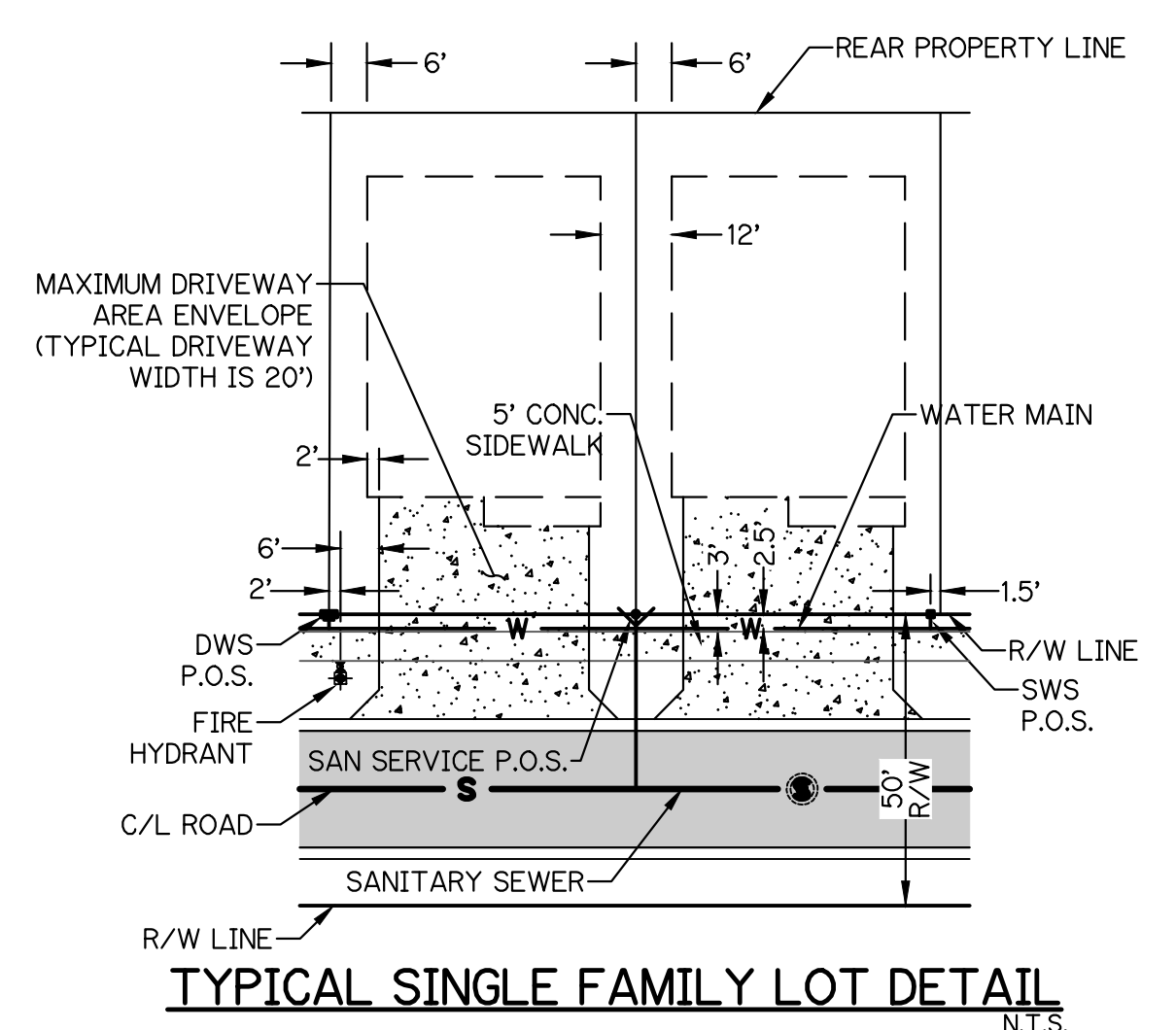
RIV-D PL 1 WS

SHEET 7 OF 17

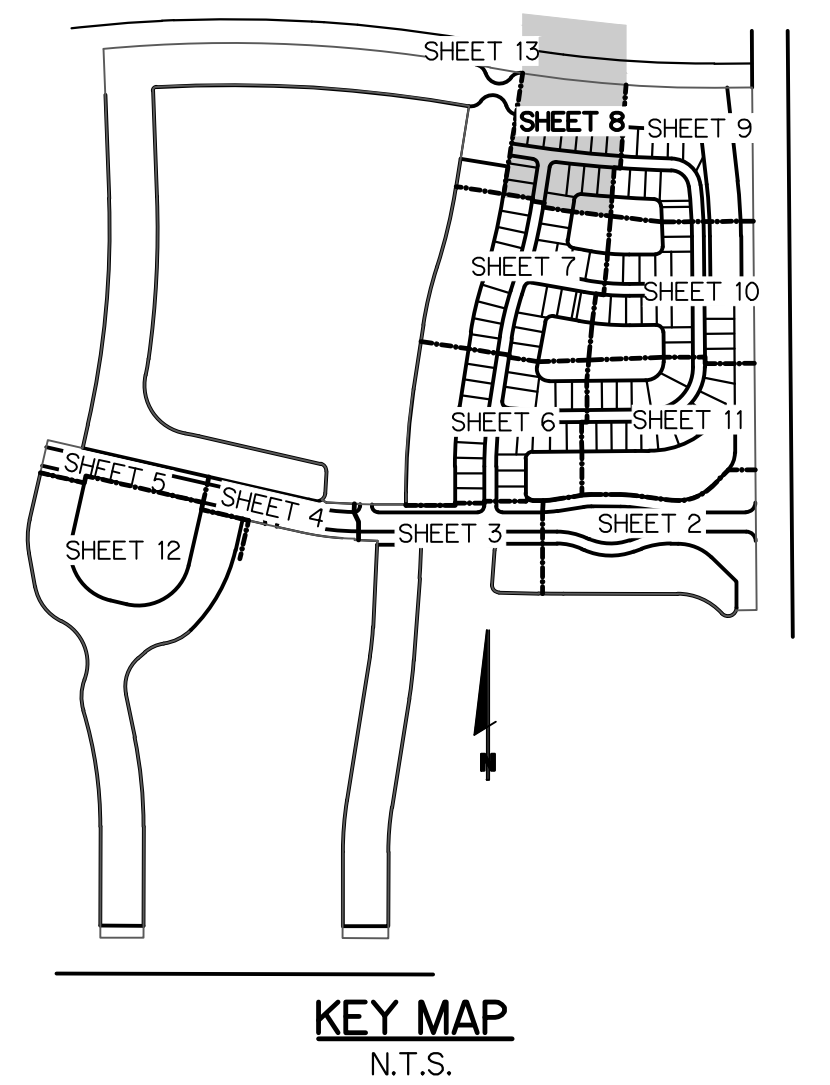




LEGEND			
WATER MAIN WITH VALVE, SINGLE WATER SERVICE, DOUBLE WATER SERVICE, AND FIRE HYDRANT		BLOW OFF	B.O.
SANITARY SEWER MAIN WITH SINGLE SEWER SERVICE, DOUBLE WATER SERVICE, MANHOLE, CALLOUT AND FLOW DIRECTION		BUFFER EASEMENT	B.E.
FORCE MAIN WITH VALVE		DRAINAGE EASEMENT	D.E.
STORM SEWER WITH CATCH BASIN		ELEVATION	EL.
BACTERIOLOGICAL SAMPLE POINT		FINISHED GRADE	FG
STREET LIGHT		FIRE HYDRANT	F.H.
STREET LIGHT 35' CONCRETE POLE		FORCE MAIN	FM
STREET LIGHT 20' BLACK FIBERGLASS POLE		GATE VALVE	GV
PAVEMENT TO BE CONSTRUCTED WITH REQUIRED IMPROVEMENTS		INVERT	INV.
LOT NUMBER		LANDSCAPE EASEMENT	L.E.
		LAKE MAINTENANCE ACCESS EASEMENT	L.M.A.E.
		LAKE MAINTENANCE EASEMENT	L.M.E.
		MANHOLE	MH
		MECHANICAL JOINT	M.J.
		OPEN SPACE	O.S.
		POINT OF SERVICE	P.O.S.
		CITY OF PORT ST. LUCIE UTILITY EASEMENT	P.S.L.U.E.
		CITY OF PORT ST. LUCIE UTILITY SYSTEMS DEPARTMENT	P.S.L.U.S.D.
		SANITARY SEWER	SAN
		TOP OF PIPE	T.O.P.
		UTILITY EASEMENT	U.E.
		UTILITY EASEMENT - RESTRICTED AREA (SEE "U.E." PLAT DEDICATION)	U.E.-R.A.
		WATER MAIN	WM



- NOTES:
- ALL CONSTRUCTION SHALL BE IN ACCORDANCE WITH THE CITY OF PORT ST. LUCIE UTILITY SYSTEMS DEPARTMENT (PSLUSD) UTILITY STANDARDS MANUAL, 2019 EDITION AS WELL AS THE PSLUSD UTILITY STANDARD DETAILS, 2019 EDITION. A COPY OF THE 2019 EDITION OF THE PSLUSD UTILITY STANDARDS MANUAL AND UTILITY STANDARD DETAILS SHALL BE AVAILABLE ON-SITE AT ALL TIMES UTILITY RELATED WORK IS BEING PERFORMED.
  - PRIOR TO CONSTRUCTION IT IS THE RESPONSIBILITY OF THE CONTRACTOR TO FIELD VERIFY (ELEVATION AND LOCATION) ALL EXISTING UTILITIES. ANY DISCREPANCIES SHALL BE BROUGHT TO THE ATTENTION OF THE ENGINEER PRIOR (EOR) TO CONTINUATION OF WORK.
  - THERE SHALL BE NO FIELD CHANGES OR DEVIATIONS FROM DESIGN WITHOUT PRIOR WRITTEN APPROVAL OF THE PSLUSD AND ENGINEER OF RECORD.
  - ELEVATIONS - ALL ELEVATIONS REFER TO NORTH AMERICAN VERTICAL DATUM OF 1988 (NAVD88).
  - ALL WATER AND WASTEWATER PRESSURE MAINS SHALL BE PVC, C-900, DR18 (PRESSURE CLASS 235).
  - ALL GRAVITY SEWER PIPE, FITTINGS AND SERVICE LINES SHALL BE PVC, SDR 26 AND, AS A MINIMUM, CONFORM TO ASTM D-3034.
  - VALVES SHALL NOT BE PLACED IN CURBS, GUTTERS, SIDEWALKS, PARKING SPACES AND HANDICAP RAMPS. WHERE CONCRETE VALVE PADS TO BE OWNED BY PSLUSD ARE ADJACENT TO SIDEWALKS, THE PADS SHALL BE POURED AS PART OF THE SIDEWALK POUR WITH NO JOINTS.
  - METER BOXES TO MAINTAIN MINIMUM OF 5' SEPARATION FROM LIGHT POLE.



NOTE: ALL GRADES SHOWN ARE IN NAVD88

P22-

WATER AND SEWER PLAN  
 FOR  
 RIVERLAND-PARCEL D  
 PLAT ONE

REVISIONS	DATE	BY	CK

**GLH ENGINEERING, LLC**  
 1600 SAWGRASS CORPORATE  
 PARKWAY, SUITE 400  
 SUNRISE, FLORIDA 33323  
 PHONE: (954) 753-1730

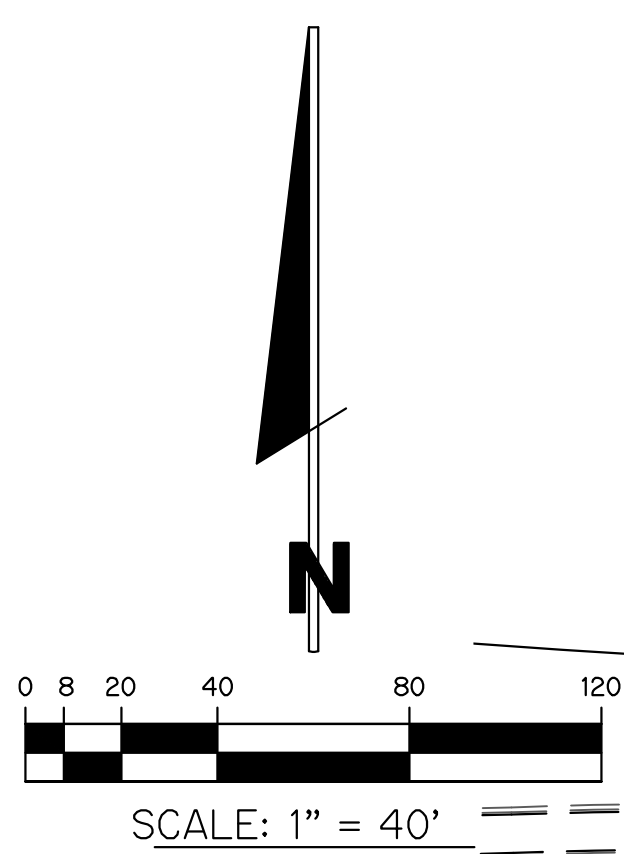
SCALE: 1"=40'  
 DATE: 8/17/22  
 DESIGNED BY: AQC  
 CHECKED BY: BA  
 FILE NAME:  
 RIV-D PL 1 WS

BRIAN ARNOLD, P.E.  
 FLORIDA P.E. #81294

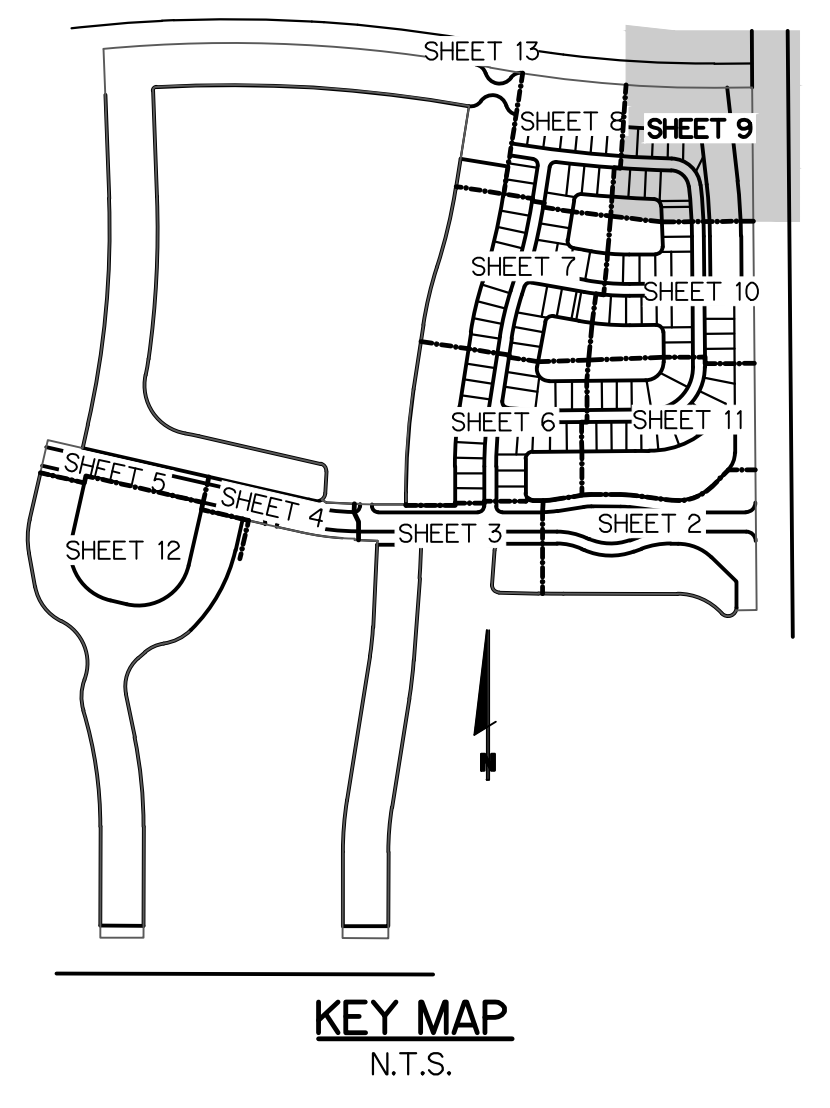
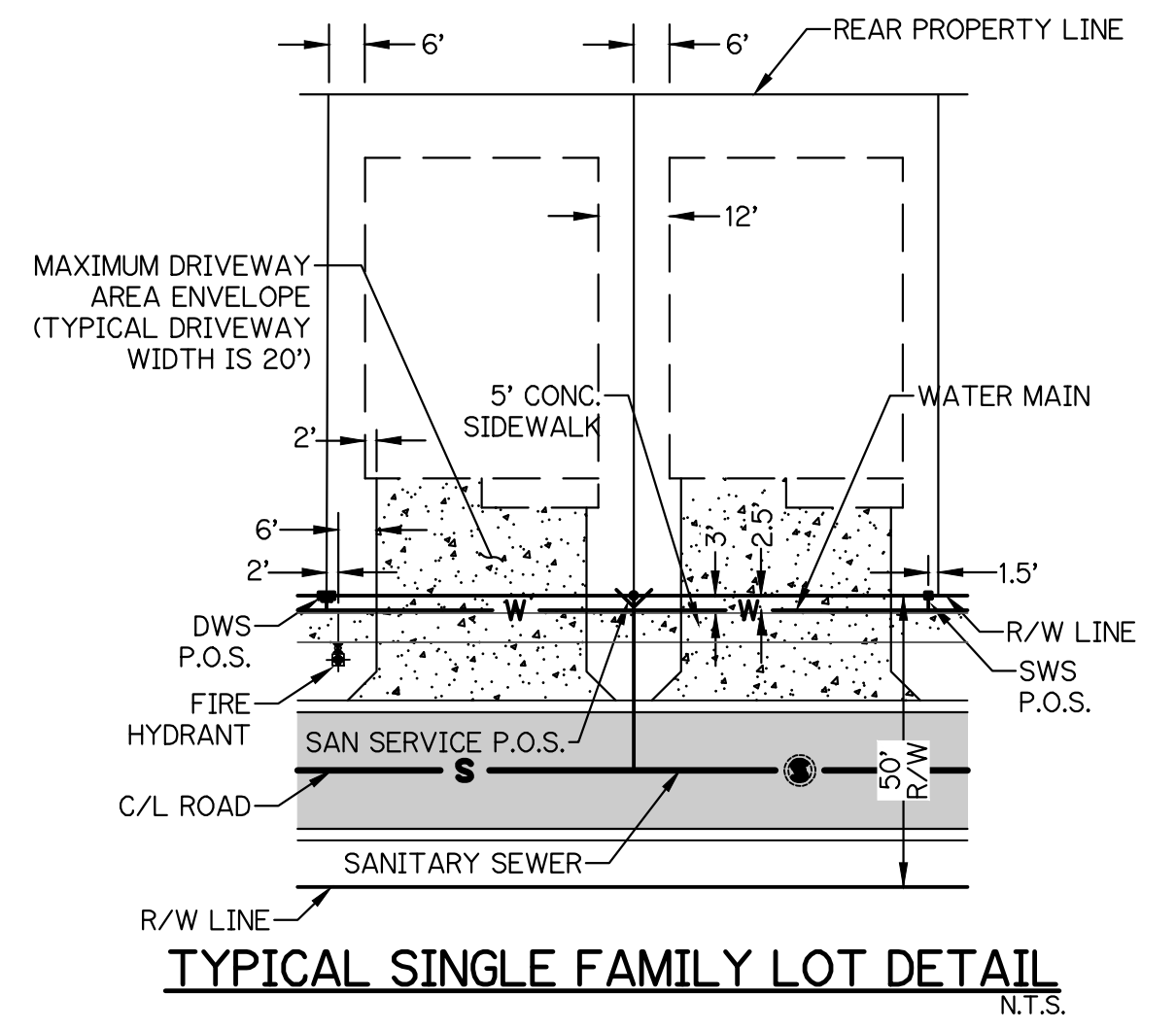
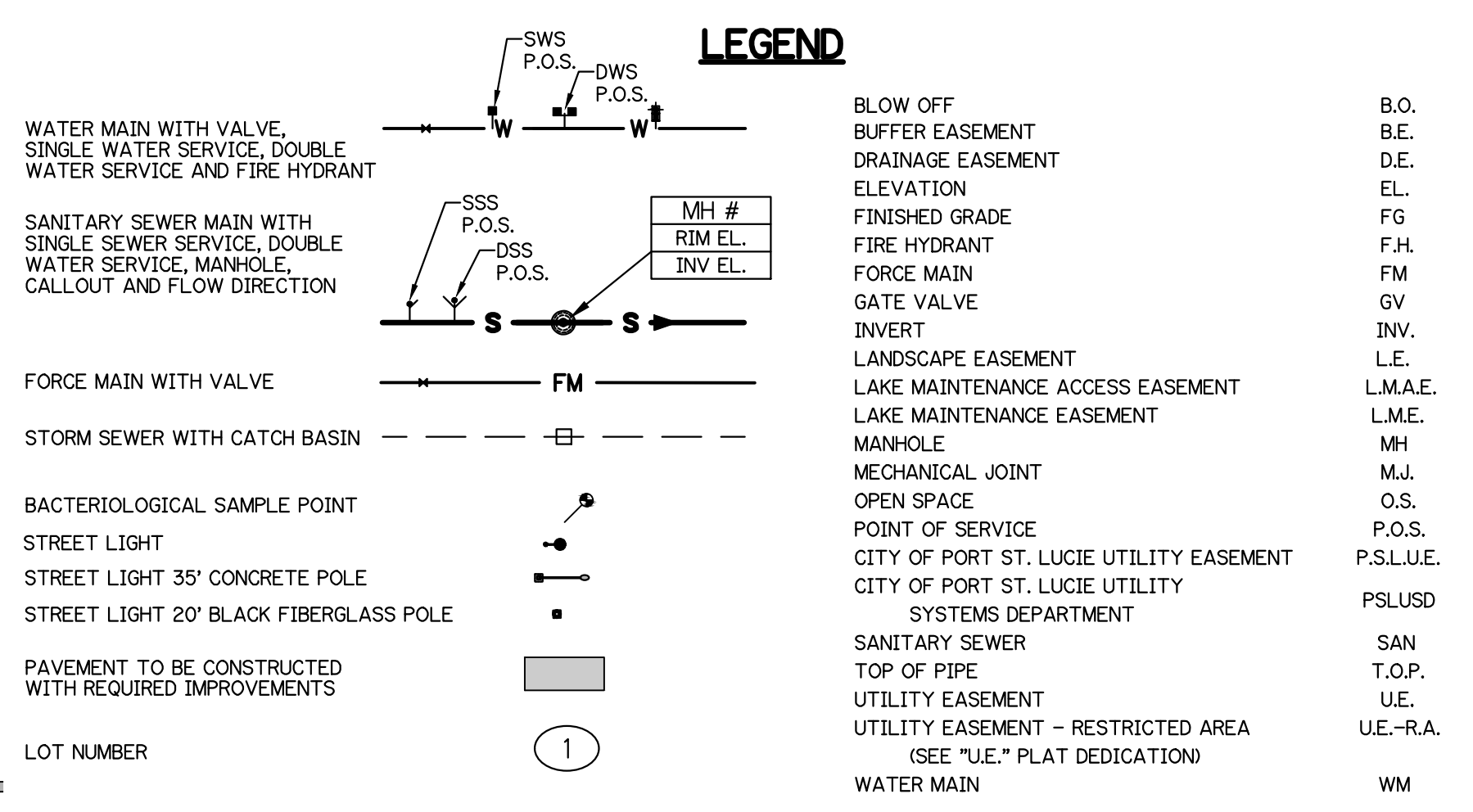
RIV-D PL 1 WS

SHEET 8 OF 17





- NOTES:**
1. ALL CONSTRUCTION SHALL BE IN ACCORDANCE WITH THE CITY OF PORT ST. LUCIE UTILITY SYSTEMS DEPARTMENT (PSLUSD) UTILITY STANDARDS MANUAL, 2019 EDITION AS WELL AS THE PSLUSD UTILITY STANDARD DETAILS, 2019 EDITION. A COPY OF THE 2019 EDITION OF THE PSLUSD UTILITY STANDARDS MANUAL AND UTILITY STANDARD DETAILS SHALL BE AVAILABLE ON-SITE AT ALL TIMES UTILITY RELATED WORK IS BEING PERFORMED.
  2. PRIOR TO CONSTRUCTION IT IS THE RESPONSIBILITY OF THE CONTRACTOR TO FIELD VERIFY (ELEVATION AND LOCATION) ALL EXISTING UTILITIES. ANY DISCREPANCIES SHALL BE BROUGHT TO THE ATTENTION OF THE ENGINEER PRIOR (EOR) TO CONTINUATION OF WORK.
  3. THERE SHALL BE NO FIELD CHANGES OR DEVIATIONS FROM DESIGN WITHOUT PRIOR WRITTEN APPROVAL OF THE PSLUSD AND ENGINEER OF RECORD.
  4. ELEVATIONS - ALL ELEVATIONS REFER TO NORTH AMERICAN VERTICAL DATUM OF 1988 (NAVD88).
  5. ALL WATER AND WASTEWATER PRESSURE MAINS SHALL BE PVC, C-900, DR19 (PRESSURE CLASS 235).
  6. ALL GRAVITY SEWER PIPE, FITTINGS AND SERVICE LINES SHALL BE PVC, SDR 26 AND, AS A MINIMUM, CONFORM TO ASTM D-3034.
  7. VALVES SHALL NOT BE PLACED IN CURBS, GUTTERS, SIDEWALKS, PARKING SPACES AND HANDICAP RAMPS. WHERE CONCRETE VALVE PADS TO BE OWNED BY PSLUSD ARE ADJACENT TO SIDEWALKS, THE PADS SHALL BE POURED AS PART OF THE SIDEWALK POUR WITH NO JOINTS.
  8. METER BOXES TO MAINTAIN MINIMUM OF 5' SEPARATION FROM LIGHT POLE.



NOTE: ALL GRADES SHOWN ARE IN NAVD88

**WATER AND SEWER PLAN**  
**FOR**  
**RIVERLAND-PARCEL D**  
**PLAT ONE**

NO.	DATE	BY	CK

**GLH ENGINEERING, LLC**  
 1600 SAWGRASS CORPORATE  
 PARKWAY, SUITE 400  
 SUNRISE, FLORIDA 33323  
 PHONE: (954) 753-1730

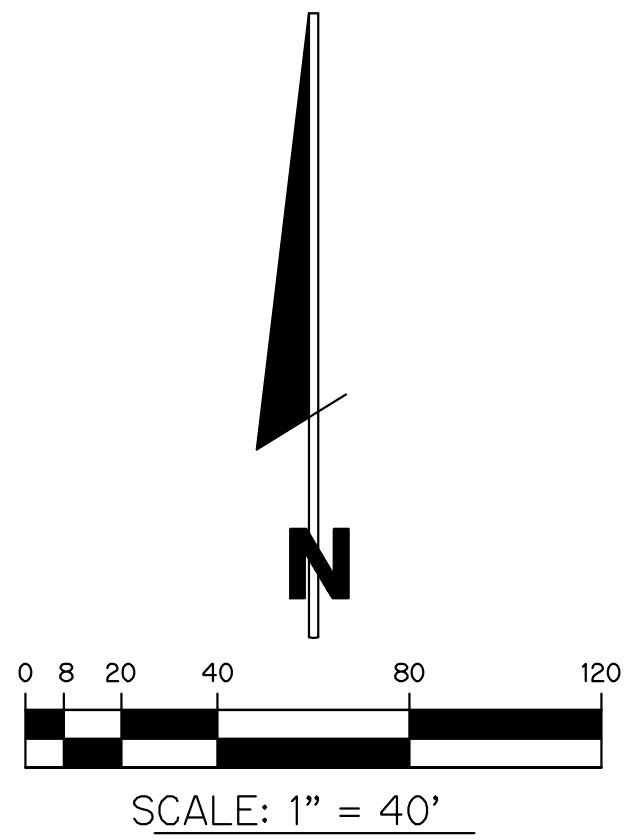
SCALE: 1"=40'  
 DATE: 8/17/22  
 DESIGNED BY: AQC  
 CHECKED BY: BA  
 FILE NAME:  
 RIV-D PL 1 WS

BRIAN ARNOLD, P.E.  
 FLORIDA P.E. #81294

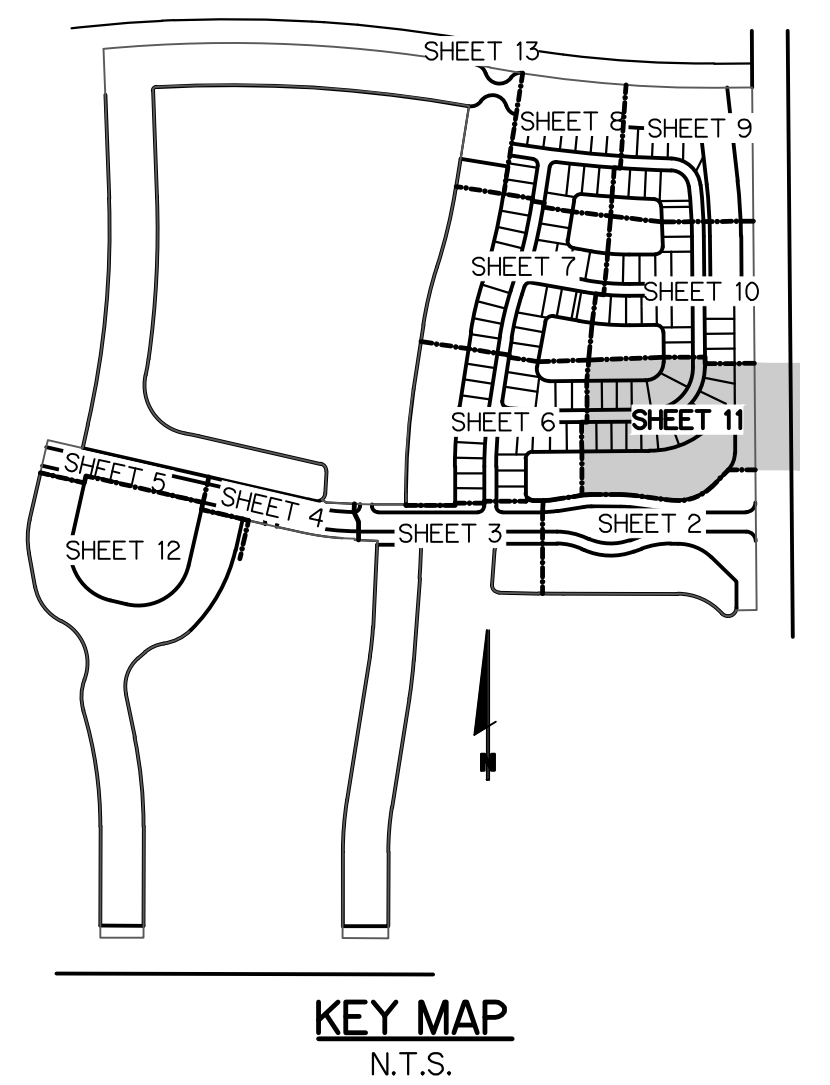
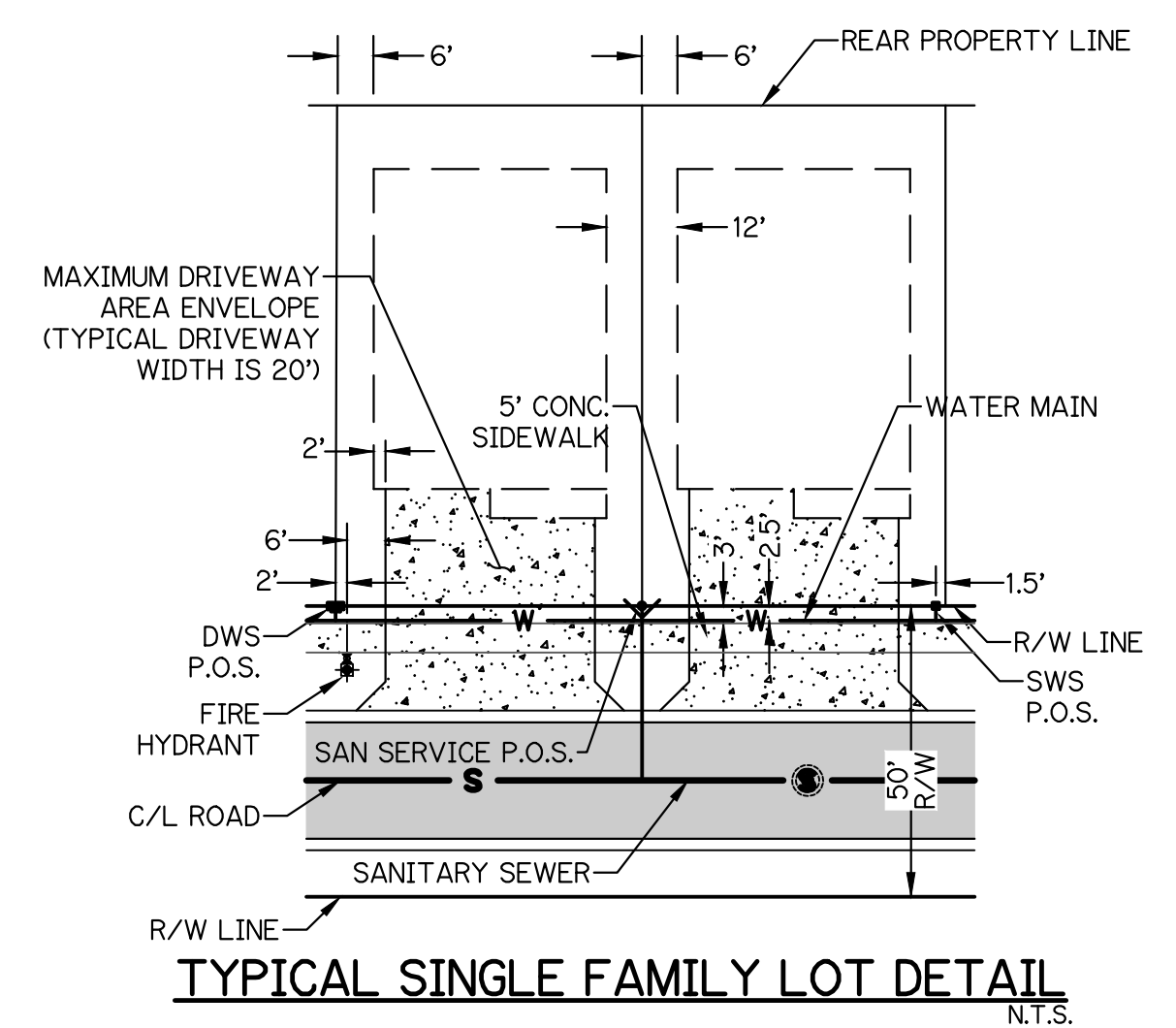
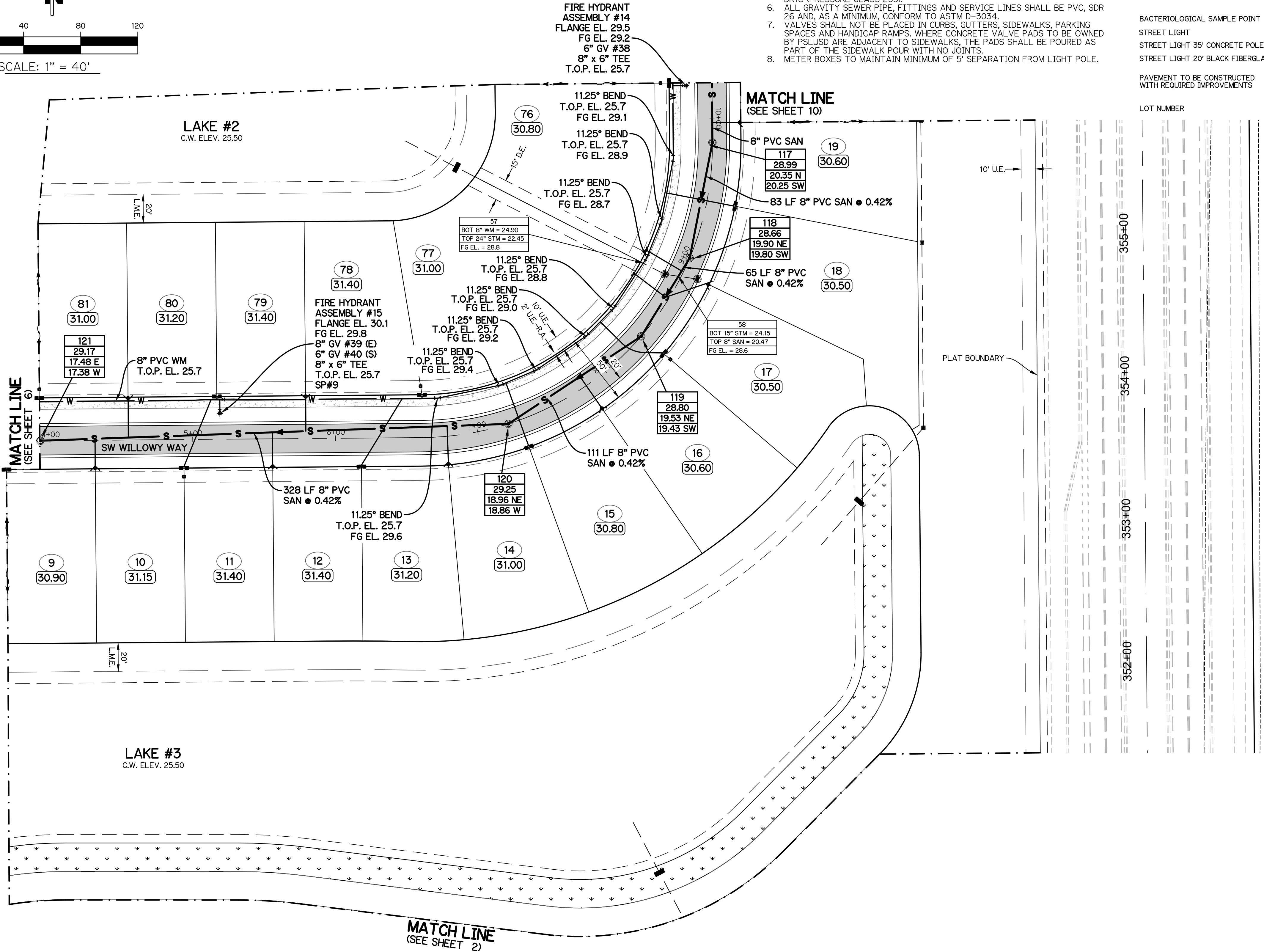
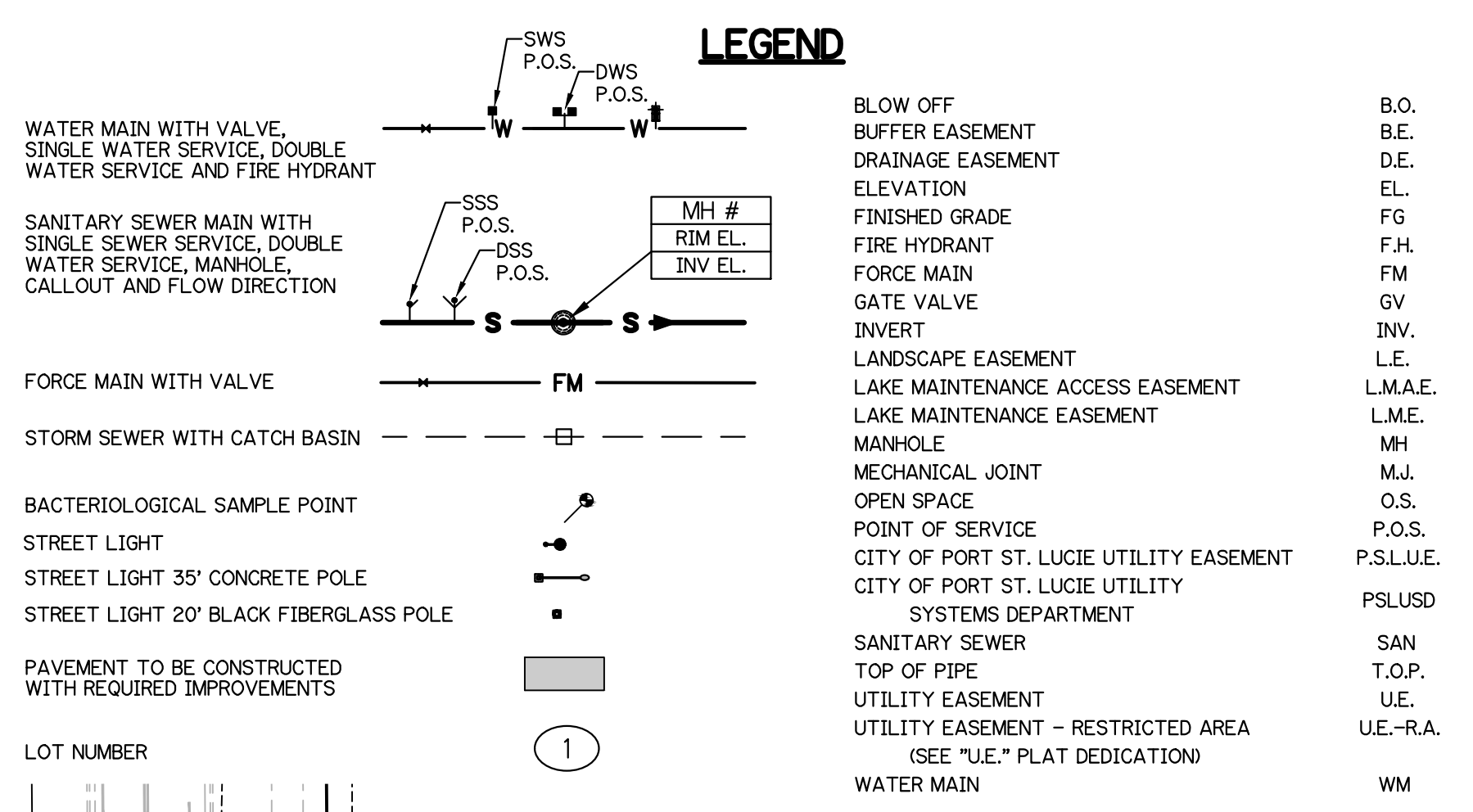
RIV-D PL 1 WS

SHEET 9 OF 17





- NOTES:**
1. ALL CONSTRUCTION SHALL BE IN ACCORDANCE WITH THE CITY OF PORT ST. LUCIE UTILITY SYSTEMS DEPARTMENT (PSLUSD) UTILITY STANDARDS MANUAL, 2019 EDITION AS WELL AS THE PSLUSD UTILITY STANDARD DETAILS, 2019 EDITION. A COPY OF THE 2019 EDITION OF THE PSLUSD UTILITY STANDARDS MANUAL AND UTILITY STANDARD DETAILS SHALL BE AVAILABLE ON-SITE AT ALL TIMES UTILITY RELATED WORK IS BEING PERFORMED.
  2. PRIOR TO CONSTRUCTION IT IS THE RESPONSIBILITY OF THE CONTRACTOR TO FIELD VERIFY (ELEVATION AND LOCATION) ALL EXISTING UTILITIES. ANY DISCREPANCIES SHALL BE BROUGHT TO THE ATTENTION OF THE ENGINEER PRIOR (EOR) TO CONTINUATION OF WORK.
  3. THERE SHALL BE NO FIELD CHANGES OR DEVIATIONS FROM DESIGN WITHOUT PRIOR WRITTEN APPROVAL OF THE PSLUSD AND ENGINEER OF RECORD.
  4. ELEVATIONS - ALL ELEVATIONS REFER TO NORTH AMERICAN VERTICAL DATUM OF 1988 (NAVD88).
  5. ALL WATER AND WASTEWATER PRESSURE MAINS SHALL BE PVC, C-900, DR18 (PRESSURE CLASS 235).
  6. ALL GRAVITY SEWER PIPE, FITTINGS AND SERVICE LINES SHALL BE PVC, SDR 26 AND, AS A MINIMUM, CONFORM TO ASTM D-3034.
  7. VALVES SHALL NOT BE PLACED IN CURBS, GUTTERS, SIDEWALKS, PARKING SPACES AND HANDICAP RAMPS. WHERE CONCRETE VALVE PADS TO BE OWNED BY PSLUSD ARE ADJACENT TO SIDEWALKS, THE PADS SHALL BE POURED AS PART OF THE SIDEWALK POUR WITH NO JOINTS.
  8. METER BOXES TO MAINTAIN MINIMUM OF 5' SEPARATION FROM LIGHT POLE.



NOTE: ALL GRADES SHOWN ARE IN NAVD88

**WATER AND SEWER PLAN**  
**FOR**  
**RIVERLAND-PARCEL D**  
**PLAT ONE**

REVISIONS	DATE	BY	CK

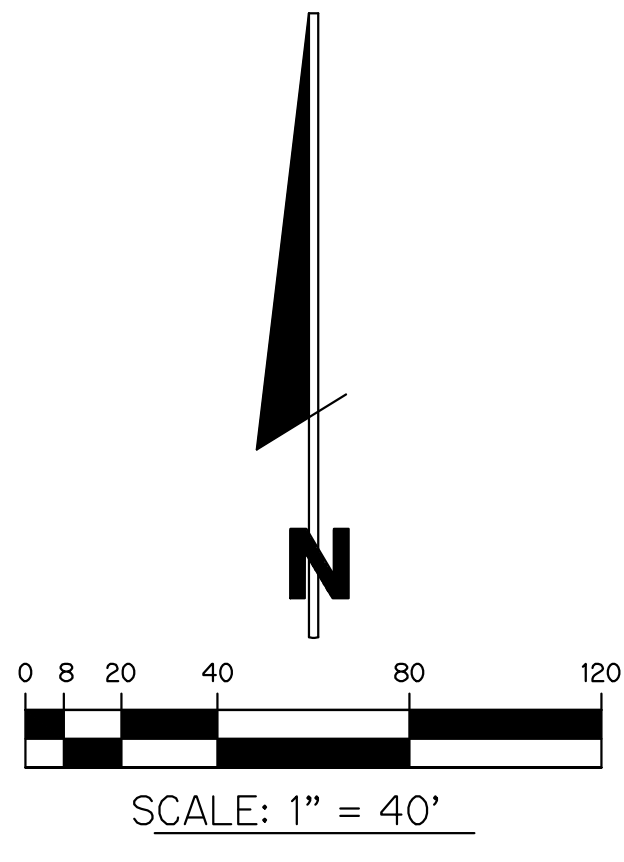
**GLH ENGINEERING, LLC**  
 1600 SAWGRASS CORPORATE  
 PARKWAY, SUITE 400  
 SUNRISE, FLORIDA 33323  
 PHONE: (954) 753-1730

SCALE: 1"=40'  
 DATE: 8/17/22  
 DESIGNED BY: AQC  
 CHECKED BY: BA  
 FILE NAME:  
 RIV-D PL 1 WS

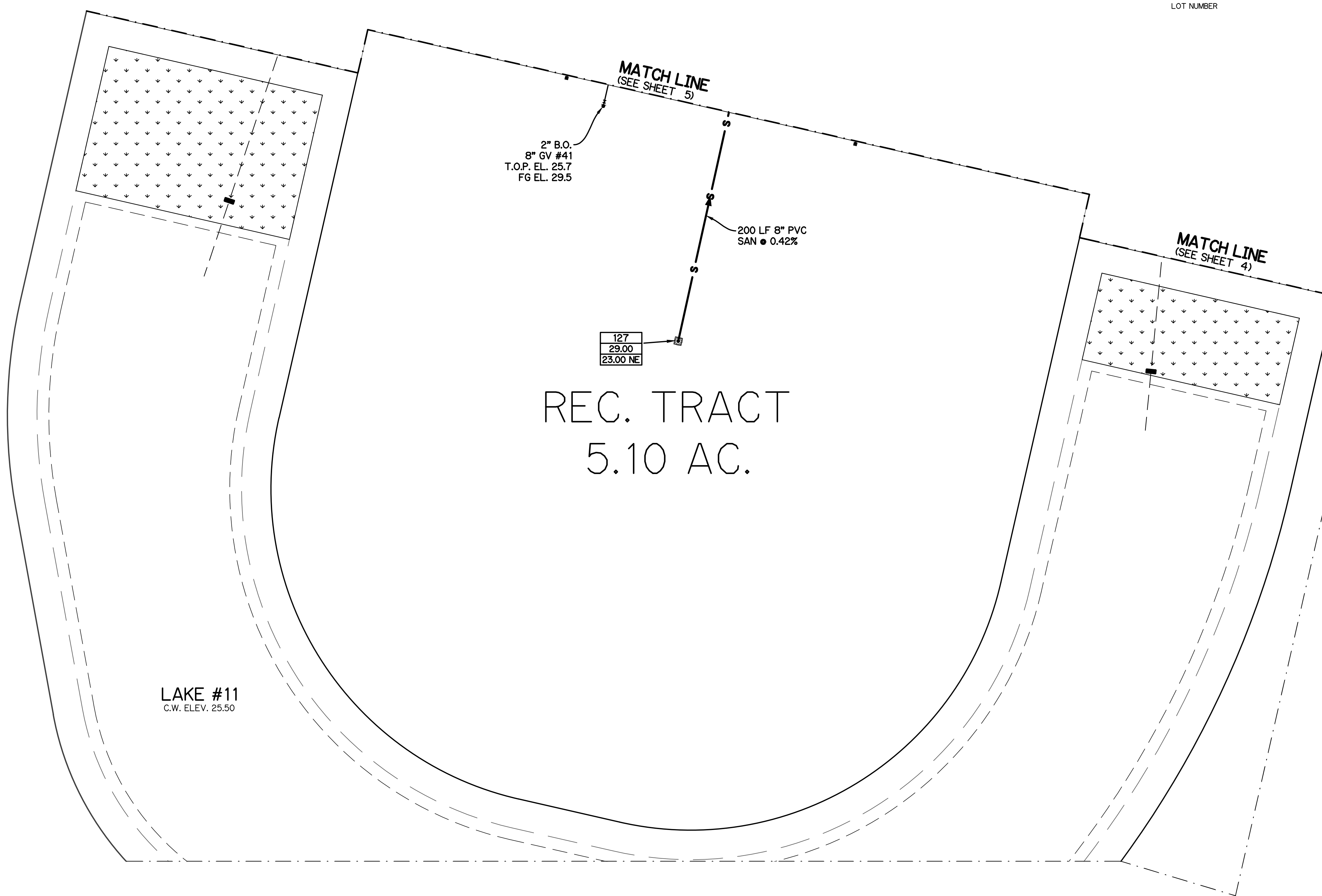
BRIAN ARNOLD, P.E.  
 FLORIDA P.E. #81294

RIV-D PL 1 | WS

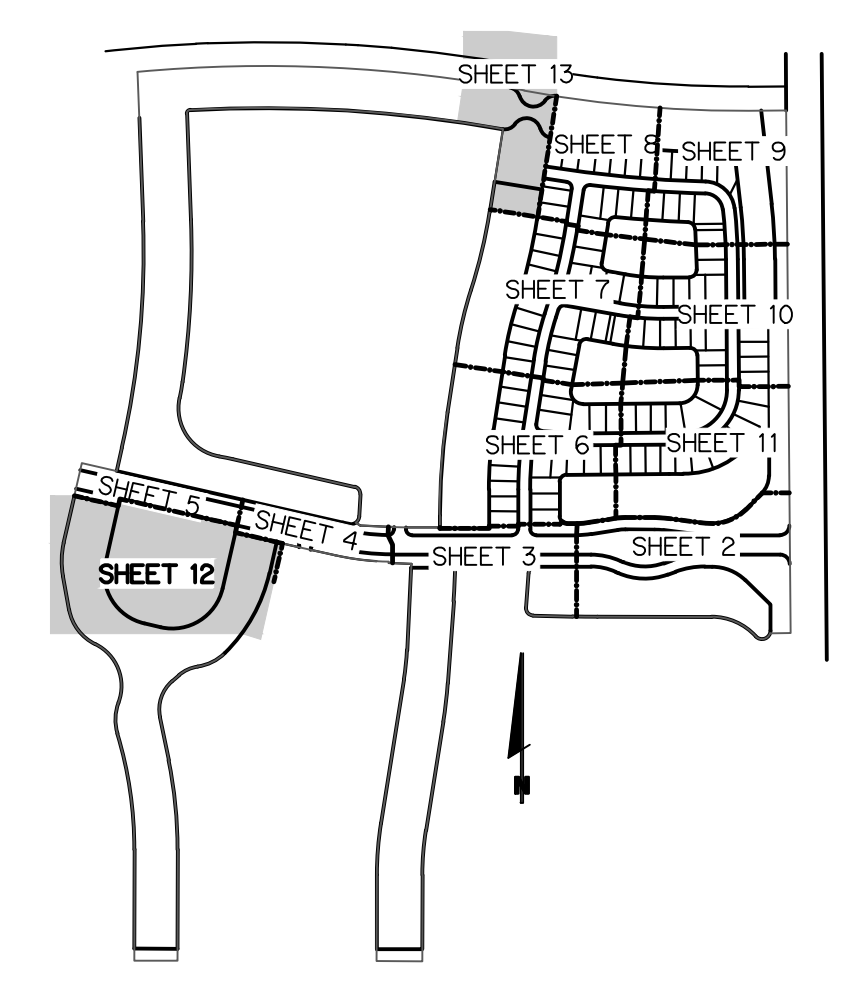
SHEET 11 OF 17



LEGEND	
WATER MAIN WITH VALVE, SINGLE WATER SERVICE, DOUBLE WATER SERVICE, AND FIRE HYDRANT	W
SANITARY SEWER MAIN WITH SINGLE SEWER SERVICE, DOUBLE WATER SERVICE, MANHOLE, CULLOUT AND FLOW DIRECTION	S
FORCE MAIN WITH VALVE	FM
STORM SEWER WITH CATCH BASIN	SS
BACTERIOLOGICAL SAMPLE POINT	BS
STREET LIGHT	SL
STREET LIGHT 35' CONCRETE POLE	SLC
STREET LIGHT 20' BLACK FIBERGLASS POLE	SLB
PAVEMENT TO BE CONSTRUCTED WITH REQUIRED IMPROVEMENTS	PAV
LOT NUMBER	1
BLOW OFF	B.O.
BUFFER EASEMENT	B.E.
DRAINAGE EASEMENT	D.E.
ELEVATION	EL.
FINISHED GRADE	FG
FIRE HYDRANT	F.H.
FORCE MAIN	FM
GATE VALVE	GV
INVERT	INV.
LANDSCAPE EASEMENT	L.E.
LAKE MAINTENANCE ACCESS EASEMENT	L.M.A.E.
LAKE MAINTENANCE EASEMENT	L.M.E.
MANHOLE	M.H.
MECHANICAL JOINT	M.J.
OPEN SPACE	O.S.
POINT OF SERVICE	P.O.S.
CITY OF PORT ST. LUCIE UTILITY EASEMENT	P.S.L.U.E.
CITY OF PORT ST. LUCIE UTILITY SYSTEMS DEPARTMENT	PSLUSD
SANITARY SEWER	SAN
TOP OF PIPE	T.O.P.
UTILITY EASEMENT	U.E.
UTILITY EASEMENT - RESTRICTED AREA (SEE "U.E." PLAT DEDICATION)	U.E.-R.A.
WATER MAIN	WM



- NOTES:
- ALL CONSTRUCTION SHALL BE IN ACCORDANCE WITH THE CITY OF PORT ST. LUCIE UTILITY SYSTEMS DEPARTMENT (PSLUSD) UTILITY STANDARDS MANUAL, 2019 EDITION AS WELL AS THE PSLUSD UTILITY STANDARD DETAILS, 2019 EDITION. A COPY OF THE 2019 EDITION OF THE PSLUSD UTILITY STANDARDS MANUAL AND UTILITY STANDARD DETAILS SHALL BE AVAILABLE ON-SITE AT ALL TIMES UTILITY RELATED WORK IS BEING PERFORMED.
  - PRIOR TO CONSTRUCTION IT IS THE RESPONSIBILITY OF THE CONTRACTOR TO FIELD VERIFY (ELEVATION AND LOCATION) ALL EXISTING UTILITIES. ANY DISCREPANCIES SHALL BE BROUGHT TO THE ATTENTION OF THE ENGINEER PRIOR (EOR) TO CONTINUATION OF WORK.
  - THERE SHALL BE NO FIELD CHANGES OR DEVIATIONS FROM DESIGN WITHOUT PRIOR WRITTEN APPROVAL OF THE PSLUSD AND ENGINEER OF RECORD.
  - ELEVATIONS - ALL ELEVATIONS REFER TO NORTH AMERICAN VERTICAL DATUM OF 1988 (NAVD88).
  - ALL WATER AND WASTEWATER PRESSURE MAINS SHALL BE PVC, C-900, DR18 (PRESSURE CLASS 235).
  - ALL GRAVITY SEWER PIPE, FITTINGS AND SERVICE LINES SHALL BE PVC, SDR 26 AND, AS A MINIMUM, CONFORM TO ASTM D-3034.
  - VALVES SHALL NOT BE PLACED IN CURBS, CUTTERS, SIDEWALKS, PARKING SPACES AND HANDICAP RAMPS. WHERE CONCRETE VALVE PADS TO BE OWNED BY PSLUSD ARE ADJACENT TO SIDEWALKS, THE PADS SHALL BE POURED AS PART OF THE SIDEWALK POUR WITH NO JOINTS.
  - METER BOXES TO MAINTAIN MINIMUM OF 5' SEPARATION FROM LIGHT POLE.



NOTE: ALL GRADES SHOWN ARE IN NAVD88

WATER AND SEWER PLAN  
FOR  
**RIVERLAND-PARCEL D**  
PLAT ONE

REVISIONS	DATE	BY	CK

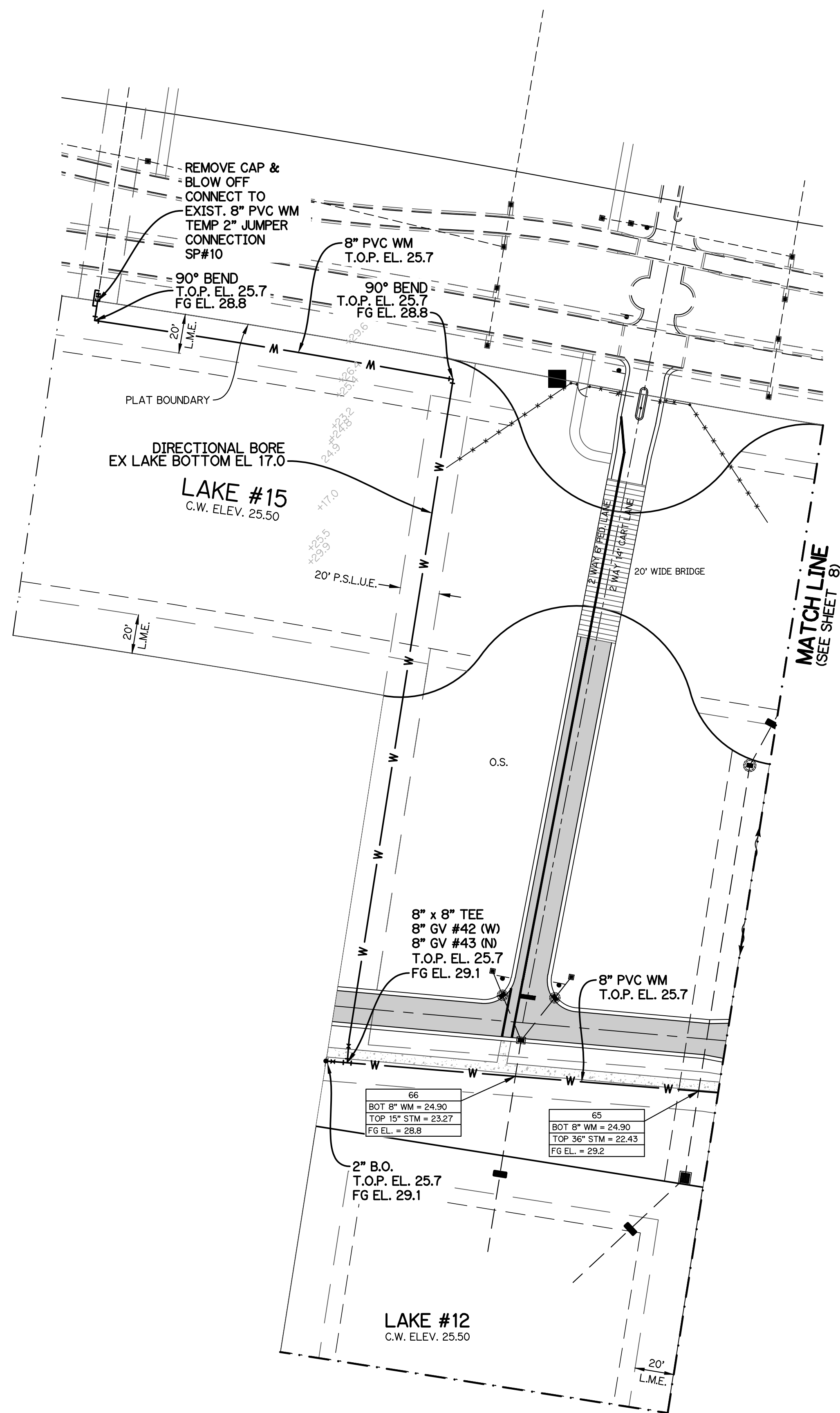
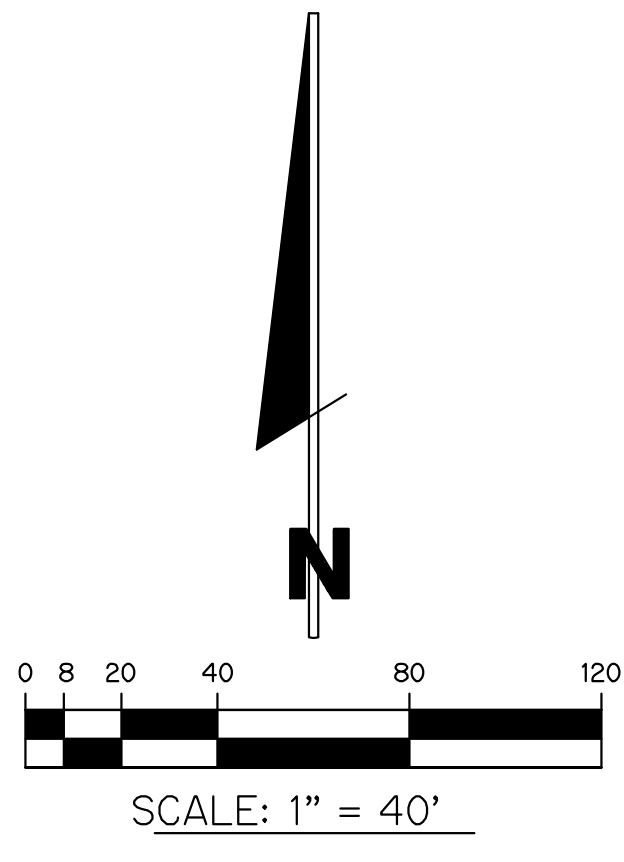
**GLH ENGINEERING, LLC**  
1600 SAWGRASS CORPORATE  
PARKWAY, SUITE 400  
SUNRISE, FLORIDA 33323  
PHONE: (954) 753-1730

SCALE: 1"=40'  
DATE: 8/17/22  
DESIGNED BY: AQC  
CHECKED BY: BA  
FILE NAME:  
RIV-D PL 1 WS

BRIAN ARNOLD, P.E.  
FLORIDA P.E. #81294

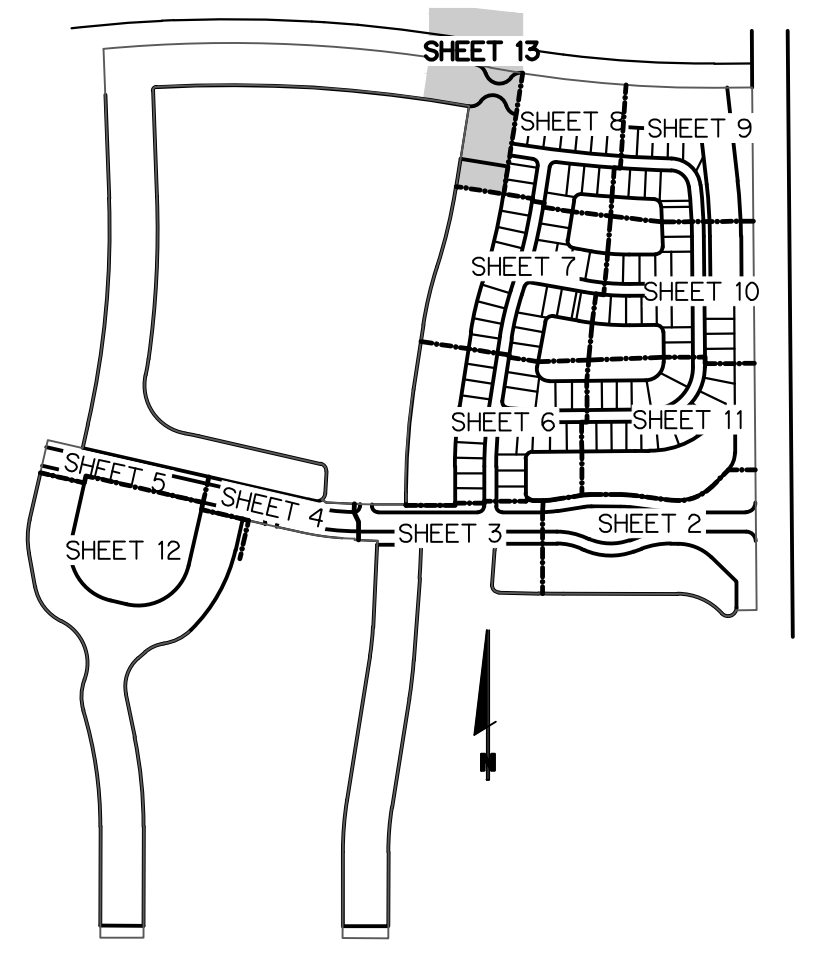
RIV-D PL 1 | WS

SHEET 12 OF 17



LEGEND	
WATER MAIN WITH VALVE, SINGLE WATER SERVICE, DOUBLE WATER SERVICE, AND FIRE HYDRANT	W
SANITARY SEWER MAIN WITH SINGLE SEWER SERVICE, DOUBLE WATER SERVICE, MANHOLE, CULLOUT AND FLOW DIRECTION	S
FORCE MAIN WITH VALVE	FM
STORM SEWER WITH CATCH BASIN	SS
BACTERIOLOGICAL SAMPLE POINT	SP
STREET LIGHT	SL
STREET LIGHT 35' CONCRETE POLE	SLC
STREET LIGHT 20' BLACK FIBERGLASS POLE	SLB
PAVEMENT TO BE CONSTRUCTED WITH REQUIRED IMPROVEMENTS	PAV
LOT NUMBER	1
EXISTING ELEVATION	23.2
BLOW OFF	B.O.
BUFFER EASEMENT	B.E.
DRAINAGE EASEMENT	D.E.
ELEVATION	EL.
FINISHED GRADE	FG
FIRE HYDRANT	F.H.
FORCE MAIN	FM
GATE VALVE	GV
INVERT	INV.
LANDSCAPE EASEMENT	L.E.
LAKE MAINTENANCE ACCESS EASEMENT	L.M.A.E.
LAKE MAINTENANCE EASEMENT	L.M.E.
MANHOLE	M.H.
MECHANICAL JOINT	M.J.
OPEN SPACE	O.S.
POINT OF SERVICE	P.O.S.
CITY OF PORT ST. LUCIE UTILITY EASEMENT	P.S.L.U.E.
CITY OF PORT ST. LUCIE UTILITY SYSTEMS DEPARTMENT	PSLUSD
SANITARY SEWER	SAN
TOP OF PIPE	T.O.P.
UTILITY EASEMENT	U.E.
UTILITY EASEMENT - RESTRICTED AREA (SEE "U.E." PLAT DEDICATION)	U.E.-R.A.
WATER MAIN	WM

- NOTES:
- ALL CONSTRUCTION SHALL BE IN ACCORDANCE WITH THE CITY OF PORT ST. LUCIE UTILITY SYSTEMS DEPARTMENT (PSLUSD) UTILITY STANDARDS MANUAL, 2019 EDITION AS WELL AS THE PSLUSD UTILITY STANDARD DETAILS, 2019 EDITION. A COPY OF THE 2019 EDITION OF THE PSLUSD UTILITY STANDARDS MANUAL AND UTILITY STANDARD DETAILS SHALL BE AVAILABLE ON-SITE AT ALL TIMES UTILITY RELATED WORK IS BEING PERFORMED.
  - PRIOR TO CONSTRUCTION IT IS THE RESPONSIBILITY OF THE CONTRACTOR TO FIELD VERIFY (ELEVATION AND LOCATION) ALL EXISTING UTILITIES. ANY DISCREPANCIES SHALL BE BROUGHT TO THE ATTENTION OF THE ENGINEER PRIOR (EOR) TO CONTINUATION OF WORK.
  - THERE SHALL BE NO FIELD CHANGES OR DEVIATIONS FROM DESIGN WITHOUT PRIOR WRITTEN APPROVAL OF THE PSLUSD AND ENGINEER OF RECORD.
  - ELEVATIONS - ALL ELEVATIONS REFER TO NORTH AMERICAN VERTICAL DATUM OF 1989 (NAVD88).
  - ALL WATER AND WASTEWATER PRESSURE MAINS SHALL BE PVC, C-900, DR18 (PRESSURE CLASS 235).
  - ALL GRAVITY SEWER PIPE, FITTINGS AND SERVICE LINES SHALL BE PVC, SDR 26 AND, AS A MINIMUM, CONFORM TO ASTM D-3034.
  - VALVES SHALL NOT BE PLACED IN CURBS, GUTTERS, SIDEWALKS, PARKING SPACES AND HANDICAP RAMPS. WHERE CONCRETE VALVE PADS TO BE OWNED BY PSLUSD ARE ADJACENT TO SIDEWALKS, THE PADS SHALL BE POURED AS PART OF THE SIDEWALK POUR WITH NO JOINTS.
  - METER BOXES TO MAINTAIN MINIMUM OF 5' SEPARATION FROM LIGHT POLE.



NOTE: ALL GRADES SHOWN ARE IN NAVD88

P22-

WATER AND SEWER PLAN  
FOR  
**RIVERLAND-PARCEL D**  
PLAT ONE

REVISIONS	DATE	BY	CK

**GLH ENGINEERING, LLC**  
1600 SAWGRASS CORPORATE  
PARKWAY, SUITE 400  
SUNRISE, FLORIDA 33323  
PHONE: (954) 753-1730

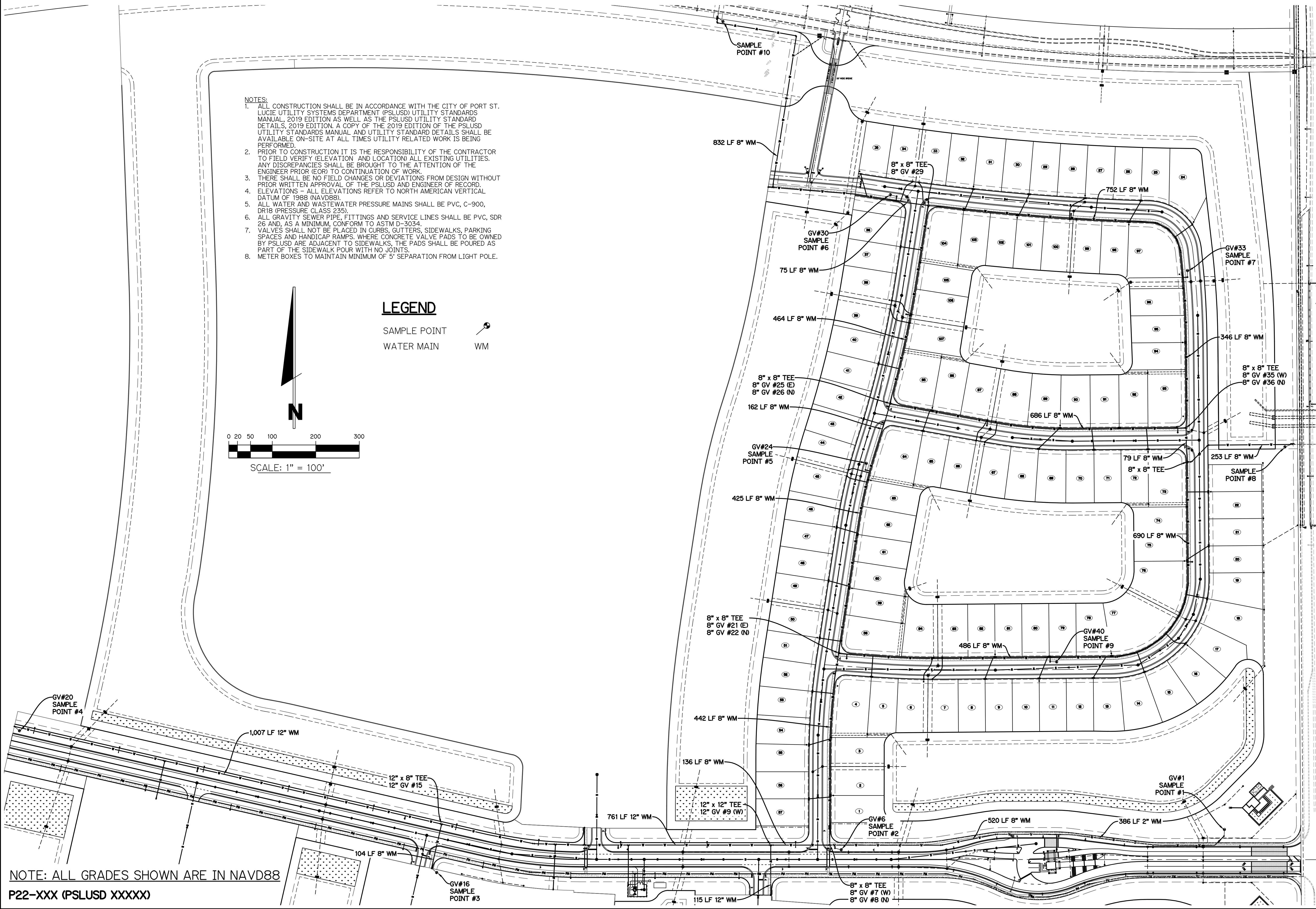
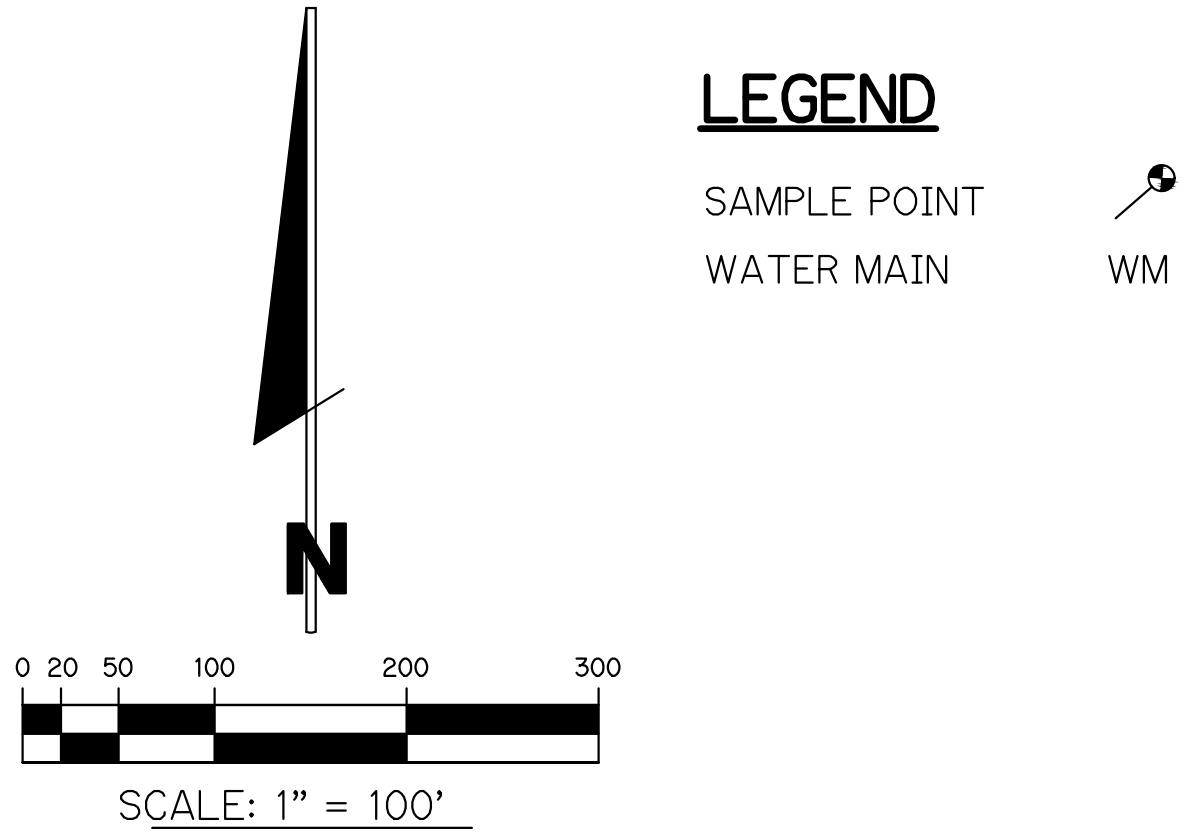
SCALE: 1"=40'  
DATE: 8/17/22  
DESIGNED BY: AQC  
CHECKED BY: BA  
FILE NAME:  
RIV-D PL 1 WS

BRIAN ARNOLD, P.E.  
FLORIDA P.E. #81294

RIV-D PL 1 | WS

SHEET 13 OF 17

- NOTES:**
1. ALL CONSTRUCTION SHALL BE IN ACCORDANCE WITH THE CITY OF PORT ST. LUCIE UTILITY SYSTEMS DEPARTMENT (PSLUSD) UTILITY STANDARDS MANUAL, 2019 EDITION AS WELL AS THE PSLUSD UTILITY STANDARD DETAILS, 2019 EDITION. A COPY OF THE 2019 EDITION OF THE PSLUSD UTILITY STANDARDS MANUAL AND UTILITY STANDARD DETAILS SHALL BE AVAILABLE ON-SITE AT ALL TIMES UTILITY RELATED WORK IS BEING PERFORMED.
  2. PRIOR TO CONSTRUCTION IT IS THE RESPONSIBILITY OF THE CONTRACTOR TO FIELD VERIFY (ELEVATION) AND LOCATION ALL EXISTING UTILITIES. ANY DISCREPANCIES SHALL BE BROUGHT TO THE ATTENTION OF THE ENGINEER PRIOR (EOR) TO CONTINUATION OF WORK.
  3. THERE SHALL BE NO FIELD CHANGES OR DEVIATIONS FROM DESIGN WITHOUT PRIOR WRITTEN APPROVAL OF THE PSLUSD AND ENGINEER OF RECORD.
  4. ELEVATIONS - ALL ELEVATIONS REFER TO NORTH AMERICAN VERTICAL DATUM OF 1988 (NAVD88).
  5. ALL WATER AND WASTEWATER PRESSURE MAINS SHALL BE PVC, C-900, DR18 (PRESSURE CLASS 235).
  6. ALL GRAVITY SEWER PIPE, FITTINGS AND SERVICE LINES SHALL BE PVC, SDR 26 AND, AS A MINIMUM, CONFORM TO ASTM D-3034.
  7. VALVES SHALL NOT BE PLACED IN CURBS, GUTTERS, SIDEWALKS, PARKING SPACES AND HANDICAP RAMPS. WHERE CONCRETE VALVE PADS TO BE OWNED BY PSLUSD ARE ADJACENT TO SIDEWALKS, THE PADS SHALL BE POURED AS PART OF THE SIDEWALK POUR WITH NO JOINTS.
  8. METER BOXES TO MAINTAIN MINIMUM OF 5' SEPARATION FROM LIGHT POLE.



NOTE: ALL GRADES SHOWN ARE IN NAVD88  
P22-XXX (PSLUSD XXXXX)

OVERALL WATER SAMPLE POINT MAP  
FOR  
RIVERLAND-PARCEL D  
PLAT ONE

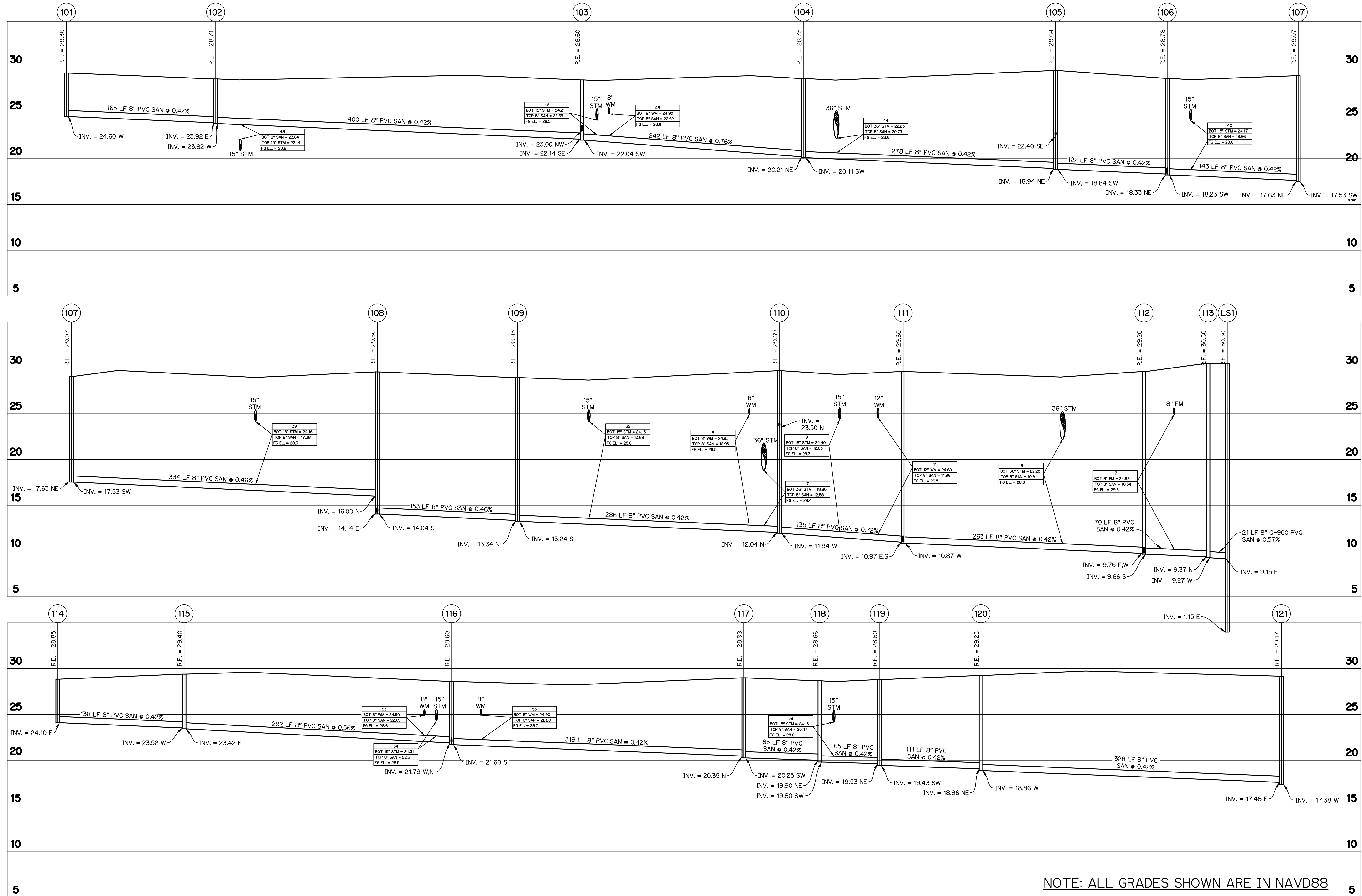
REVISIONS	DATE	BY	CK

GLH ENGINEERING, LLC  
1600 SAWGRASS CORPORATE  
PARKWAY, SUITE 400  
SUNRISE, FLORIDA 33323  
PHONE: (954) 753-1730

SCALE: 1"=80'  
DATE: 8/17/22  
DESIGNED BY: AQC  
CHECKED BY: BA  
FILE NAME:  
RIV-B PL 8 WS

BRIAN ARNOLD, P.E.  
FLORIDA P.E. #81294  
RIV-D PL 1 | WS  
SHEET 14 OF 17

SEWER PROFILES  
FOR  
**RIVERLAND-PARCEL D**  
PLAT ONE



NOTE: ALL GRADES SHOWN ARE IN NAVD88

P22-XXX (PSLUSD XXXXX)

NO.	DATE	BY	CHK

**GLH ENGINEERING, LLC**  
1600 SAWGRASS CORPORATE  
PARKWAY, SUITE 400  
SUNRISE, FLORIDA 33323  
PHONE: (954) 753-1730

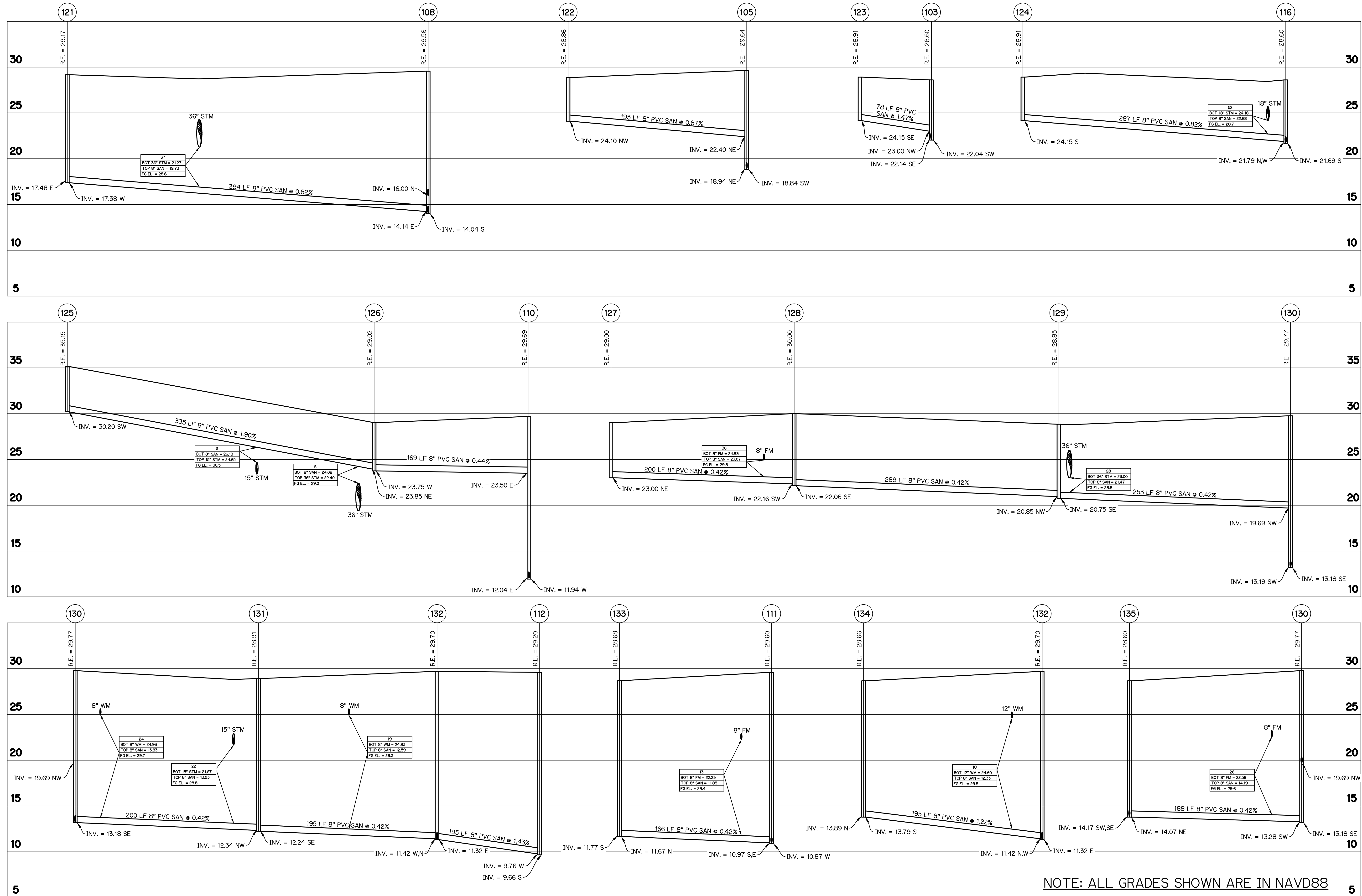
SCALE: HORIZ: 1" = 50'  
VERT: 1" = 5'  
DATE: 8/17/22  
DESIGNED BY: BA  
CHECKED BY: MW  
FILE NAME:  
RIV-D PL 1 WS

BRIAN ARNOLD, P.E.  
FLORIDA P.E. #81294

RIV-D PL 1 WS

SHEET 15 OF 17

SEWER PROFILES  
FOR  
**RIVERLAND-PARCEL D**  
PLAT ONE



NOTE: ALL GRADES SHOWN ARE IN NAVD88

NO.	DATE	BY	CK

**GLH ENGINEERING, LLC**  
1600 SAWGRASS CORPORATE  
PARKWAY, SUITE 400  
SUNRISE, FLORIDA 33323  
PHONE: (954) 753-1730

SCALE: HORIZ: 1" = 50'  
VERT: 1" = 5'  
DATE: 8/17/22  
DESIGNED BY: BA  
CHECKED BY: MW  
FILE NAME:  
RIV-D PL 1 WS

BRIAN ARNOLD, P.E.  
FLORIDA P.E. #81294

RIV-D PL 1 | WS

SHEET 16 OF 17



