

2021



CITYWIDE DESIGN STANDARDS

Appendix A: Approved Colors Chart

5th Edition









































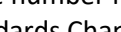
THE CITY OF PORT ST. LUCIE







































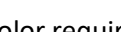
April __, 2021 (DRAFT 5.5.21)

P18-024

Attachment B

Table A-1. Sorted by Color #
APPROVED BUILDING COLORS

COLOR #	LOCATOR #	HEX	COLOR	MAX %
SW0001	N/A	94766C		20%
SW0002	N/A	BEAC9F		100%
SW0003	N/A	C59F91		100%
SW0004	N/A	996C6E		5%
SW0005	N/A	6D595A		5%
SW0006	N/A	8B534E		5%
SW0007	N/A	AC7559		100%
SW0008	N/A	8D422F		5%
SW0009	N/A	C28E61		100%
SW0010	N/A	C19E80		100%
SW0011	N/A	CBB99B		100%
SW0012	N/A	C19F6E		100%
SW0013	N/A	AEB08F		100%
SW0014	N/A	8F8666		100%
SW0015	N/A	708672		5%
SW0016	N/A	45584D		5%
SW0017	N/A	8CA49C		100%
SW0018	N/A	627F7B		5%
SW0019	N/A	A0BBB8		100%
SW0020	N/A	739694		100%
SW0021	N/A	C0B6B4		20%
SW0022	N/A	7E696A		5%
SW0023	N/A	A39B90		100%
SW0024	N/A	988977		100%
SW0025	N/A	CC8D84		20%
SW0026	N/A	E8B9AE		20%
SW0027	N/A	ECCEB9		100%
SW0028	N/A	ECD0B1		100%
SW0029	N/A	CDCDB4		100%
SW0030	N/A	EFC488		100%
SW0031	N/A	9AABAB		100%
SW0032	N/A	546670		5%
SW0033	N/A	974F49		5%
SW0034	N/A	C08F80		20%
SW0035	N/A	EEDAC3		100%
SW0036	N/A	D9C3A6		100%
SW0037	N/A	ADA193		100%
SW0038	N/A	7F7263		5%
SW0039	N/A	C4957A		20%

COLOR #	LOCATOR #	HEX	COLOR	MAX %
SW0040	N/A	A76251		5%
SW0041	N/A	3A4A3F		5%
SW0042	N/A	ACA17D		5%
SW0043	N/A	AE905E		100%
SW0044	N/A	E9BF8C		100%
SW0045	N/A	946644		100%
SW0046	N/A	F3E5D1		100%
SW0047	N/A	6D817B		5%
SW0048	N/A	47626F		5%
SW0049	N/A	B8B2A2		100%
SW0050	N/A	F0EADC		100%
SW0051	N/A	F2E0C3		100%
SW0052	N/A	CBCEC5		100%
SW0053	N/A	E9E0D5		100%
SW0054	N/A	C8BFB5		100%
SW0055	N/A	C2C0BB		100%
SW0056	N/A	D6BCAA		100%
SW0057	N/A	9E3E33		5%
SW0058	N/A	F1BFB1		20%
SW0059	N/A	CBD0C2		100%
SW0060	N/A	598C74		5%
SW0061	N/A	AB7878		5%
SW0062	N/A	C6B9B8		100%
SW0063	N/A	ABD1C9		20%
SW0064	N/A	014E4C		5%
SW0065	N/A	4B5645		5%
SW0066	N/A	ACB19F		100%
SW0067	N/A	F0CDA0		20%
SW0068	N/A	C2CCC4		100%
SW0069	N/A	CD9C85		100%
SW0070	N/A	DEC3B9		100%
SW0071	N/A	BC9C9E		20%
SW0072	N/A	623F45		5%
SW0073	N/A	E1D286		20%
SW0074	N/A	A489A0		5%
SW0075	N/A	8AC6BD		5%
SW0076	N/A	DAB5B4		20%
SW0077	N/A	888782		100%
SW0078	N/A	F0D39D		100%

Locator Number is a reference number for the Sherwin Williams Color Fan or samples.
Refer to Citywide Design Standards Chapter 9, Building Face & Roof Colors, for other color requirements.

SW#### - Indicates Previously Approved Colors by Ordinance 09-038 for reference.

SW#### - Indicates Previously Approved Colors for Trim Only by Ordinance 09-038 for reference.

Table A-1. Sorted by Color #
APPROVED BUILDING COLORS

COLOR #	LOCATOR #	HEX	COLOR	MAX %
SW0079	N/A	C9AA98		100%
SW0080	N/A	CD717B		5%
SW1015	283-C3	C6BFB3		100%
SW1666	138-C3	F6E3A1		100%
SW1667	138-C2	F4E8B2		100%
SW1668	138-C1	F2EAC3		100%
SW2704	276-C7	51323B		5%
SW2735	252-C1	443735		5%
SW2739	253-C4	3D4450		5%
SW2740	253-C5	515763		5%
SW2801	N/A	4B2929		5%
SW2802	N/A	622F2D		5%
SW2803	N/A	975840		100%
SW2804	N/A	AF8871		100%
SW2805	N/A	C3B09D		100%
SW2806	N/A	7F614A		20%
SW2807	N/A	6E5241		5%
SW2808	N/A	5F4D43		5%
SW2809	N/A	303B39		5%
SW2810	N/A	506A67		5%
SW2811	N/A	738478		5%
SW2812	N/A	979F7F		100%
SW2813	N/A	CAAB7D		100%
SW2814	N/A	A58258		100%
SW2815	N/A	97896A		100%
SW2816	N/A	565C4A		5%
SW2817	N/A	C08650		100%
SW2818	N/A	8B7D7B		100%
SW2819	N/A	777F86		100%
SW2820	N/A	887B67		100%
SW2821	N/A	A6A397		100%
SW2822	N/A	CBBCA5		100%
SW2823	N/A	9A7E64		100%
SW2824	N/A	96724C		100%
SW2826	N/A	A39B7E		100%
SW2827	N/A	A7947C		100%
SW2828	N/A	D3B699		100%
SW2829	N/A	ECE1CB		100%
SW2831	N/A	EBB875		100%

COLOR #	LOCATOR #	HEX	COLOR	MAX %
SW2832	N/A	B4B9B9		100%
SW2833	N/A	E8D9BD		100%
SW2834	N/A	E4C495		100%
SW2835	N/A	AE9278		100%
SW2836	N/A	85695B		5%
SW2837	N/A	6A4238		5%
SW2838	N/A	432722		5%
SW2839	N/A	7B3728		5%
SW2840	N/A	978A7F		100%
SW2841	N/A	937F68		100%
SW2842	N/A	A79473		100%
SW2843	N/A	7A6A51		5%
SW2844	N/A	C2BDB1		100%
SW2845	N/A	988F7B		100%
SW2846	N/A	575449		5%
SW2847	N/A	324038		5%
SW2848	N/A	616564		5%
SW2849	N/A	797978		100%
SW2850	N/A	B6B7B0		100%
SW2851	N/A	73705E		5%
SW2853	N/A	D9AD7F		100%
SW2854	N/A	BE795E		20%
SW2855	N/A	9C8A79		100%
SW2856	N/A	61463A		5%
SW2857	N/A	EECF9E		100%
SW2858	N/A	D9A06A		100%
SW2859	N/A	DFC8B5		100%
SW2860	N/A	B3AE95		100%
SW2861	N/A	857C5D		20%
SW2863	N/A	89A4AD		100%
SW2865	N/A	F8D492		100%
SW6000	273-C5	E0DEDA		100%
SW6001	240-C1	CFCAC7		100%
SW6002	240-C2	BCB8B6		100%
SW6003	240-C3	ADA8A5		100%
SW6004	240-C5	847B77		100%
SW6005	240-C6	6D6562		5%
SW6006	252-C2	403330		5%
SW6007	274-C5	E4DBD8		100%

Locator Number is a reference number for the Sherwin Williams Color Fan or samples.
Refer to Citywide Design Standards Chapter 9, Building Face & Roof Colors, for other color requirements.

SW#### - Indicates Previously Approved Colors by Ordinance 09-038 for reference.

SW#### - Indicates Previously Approved Colors for Trim Only by Ordinance 09-038 for reference.

Table A-1. Sorted by Color #
APPROVED BUILDING COLORS

COLOR #	LOCATOR #	HEX	COLOR	MAX %
SW6008	231-C1	D4CDCA		100%
SW6009	231-C2	C2B6B6		100%
SW6010	231-C3	B1A3A1		100%
SW6011	231-C5	867875		20%
SW6012	231-C6	6E615F		5%
SW6013	231-C7	4D3C3C		5%
SW6015	230-C1	D1C5C4		100%
SW6016	230-C2	C1B2B3		100%
SW6017	230-C3	B3A3A5		100%
SW6018	230-C5	8B7C7E		20%
SW6019	230-C6	6F5C5F		5%
SW6020	230-C7	4E3132		5%
SW6021	274-C4	E3D9D5		100%
SW6022	191-C1	D6C2BE		100%
SW6023	191-C2	C9B0AB		100%
SW6024	191-C3	B89D9A		100%
SW6025	191-C5	907676		20%
SW6026	191-C6	76595D		5%
SW6027	191-C7	5F3D3F		5%
SW6028	260-C3	E5DCD6		100%
SW6029	192-C1	D7C8C2		100%
SW6030	192-C2	C3B1AC		100%
SW6031	192-C3	B6A09A		100%
SW6032	192-C5	8C706A		20%
SW6033	192-C6	7A5F5A		5%
SW6034	192-C7	5A3532		5%
SW6035	260-C6	E3DBD4		100%
SW6036	232-C1	D1C5BE		100%
SW6037	232-C2	BFB1AA		100%
SW6038	232-C3	AC9E97		100%
SW6039	232-C5	8C7E78		100%
SW6040	232-C6	756761		5%
SW6041	232-C7	56433B		5%
SW6042	274-C3	E5DAD4		100%
SW6043	193-C1	D6C8C0		100%
SW6044	193-C2	C6B3A9		100%
SW6045	193-C3	B8A196		100%
SW6046	193-C5	947569		20%
SW6047	193-C6	806257		5%

COLOR #	LOCATOR #	HEX	COLOR	MAX %
SW6048	193-C7	5A382D		5%
SW6049	274-C2	E7DBD3		100%
SW6050	194-C1	DBC7BD		100%
SW6051	194-C2	CFB4A8		100%
SW6052	194-C3	C3A497		100%
SW6053	194-C5	9C6E63		20%
SW6054	194-C6	85594F		5%
SW6055	194-C7	5D3831		5%
SW6056	274-C1	E9DDD4		100%
SW6057	195-C1	DECABD		100%
SW6058	195-C2	D1B7A8		100%
SW6059	195-C3	C1A392		100%
SW6060	195-C5	9D7868		20%
SW6061	195-C6	896656		5%
SW6062	195-C7	694336		5%
SW6063	260-C4	E6DDD5		100%
SW6064	196-C1	D9CDC3		100%
SW6065	196-C2	CBB9AB		100%
SW6066	196-C3	BBA595		100%
SW6067	196-C5	967A6A		20%
SW6068	196-C6	715243		5%
SW6069	196-C7	4F3426		5%
SW6070	259-C1	E5E1D8		100%
SW6071	242-C1	D4CCC3		100%
SW6072	242-C2	C1B6AB		100%
SW6073	242-C3	B7AB9F		100%
SW6074	242-C5	8D7F75		100%
SW6075	242-C6	756861		5%
SW6076	277-C3	4D3930		5%
SW6077	260-C5	E4DCD4		100%
SW6078	198-C1	D3C8BD		100%
SW6079	198-C2	C2B4A7		100%
SW6080	198-C3	B5A597		100%
SW6081	198-C5	907865		20%
SW6082	198-C6	7A6455		5%
SW6083	198-C7	5F4B3F		5%
SW6084	267-C5	E6DDD4		100%
SW6085	197-C1	D6C7B9		100%
SW6086	197-C2	C5B1A2		100%

Locator Number is a reference number for the Sherwin Williams Color Fan or samples.
Refer to Citywide Design Standards Chapter 9, Building Face & Roof Colors, for other color requirements.

SW#### - Indicates Previously Approved Colors by Ordinance 09-038 for reference.

SW#### - Indicates Previously Approved Colors for Trim Only by Ordinance 09-038 for reference.

Table A-1. Sorted by Color #
APPROVED BUILDING COLORS

COLOR #	LOCATOR #	HEX	COLOR	MAX %
SW6087	197-C3	B59F8F		100%
SW6088	197-C5	8E725F		20%
SW6089	197-C6	785B47		5%
SW6090	197-C7	634533		5%
SW6091	267-C6	E8DED3		100%
SW6092	200-C1	DAC8B8		100%
SW6093	200-C2	CAB3A0		100%
SW6094	200-C3	BFA38D		100%
SW6095	200-C5	957258		20%
SW6096	200-C6	815D40		5%
SW6097	200-C7	69482C		5%
SW6098	267-C7	E5DDD0		100%
SW6099	201-C1	D7C5B3		100%
SW6100	201-C2	C9B29C		100%
SW6101	201-C3	BCA38B		100%
SW6102	201-C5	947A62		20%
SW6103	201-C6	7D644D		5%
SW6104	201-C7	65503D		5%
SW6105	266-C4	E6DCCD		100%
SW6106	204-C1	D7C5AE		100%
SW6107	204-C2	C7B198		100%
SW6108	204-C3	BAA185		100%
SW6109	204-C5	9E8163		20%
SW6110	204-C6	8A6B4D		5%
SW6111	204-C7	70573F		5%
SW6112	265-C3	EBDDCB		100%
SW6113	291-C1	E4CAAD		100%
SW6114	291-C2	D7B593		100%
SW6115	291-C3	CCA683		100%
SW6116	291-C5	BA8C64		100%
SW6117	291-C6	A57955		100%
SW6118	291-C7	8D623D		20%
SW6119	263-C6	E8DCC6		100%
SW6120	141-C1	DBC7A8		100%
SW6121	141-C2	CDB592		100%
SW6122	141-C3	C5AA85		100%
SW6123	141-C5	B39167		100%
SW6124	141-C6	9C7A56		100%
SW6125	141-C7	8A6645		20%

COLOR #	LOCATOR #	HEX	COLOR	MAX %
SW6126	264-C5	E9DCC6		100%
SW6127	140-C1	E4CEAC		100%
SW6128	140-C2	DCBD92		100%
SW6129	140-C3	D2B084		100%
SW6130	140-C5	C19763		100%
SW6131	140-C6	AD8451		100%
SW6132	140-C7	906A3A		20%
SW6133	263-C5	EADFC9		100%
SW6134	208-C1	E0CFB0		100%
SW6135	208-C2	D0BA94		100%
SW6136	208-C3	C6B08A		100%
SW6137	208-C5	AC9571		20%
SW6138	208-C6	9A815E		5%
SW6139	208-C7	7F6743		5%
SW6140	266-C3	E9DECF		100%
SW6141	206-C1	DACAB2		100%
SW6142	206-C2	CCB79B		100%
SW6143	206-C3	C0A98B		100%
SW6144	206-C5	947F65		20%
SW6145	206-C6	867057		5%
SW6146	206-C7	6E543C		5%
SW6147	266-C2	EAE2D4		100%
SW6148	207-C1	D9CFBA		100%
SW6149	207-C2	C8BBA3		100%
SW6150	207-C3	B8A992		100%
SW6151	207-C5	8E7F6A		20%
SW6152	207-C6	786957		5%
SW6153	207-C7	66543E		5%
SW6154	263-C2	E8E2D4		100%
SW6155	210-C1	DBD0B9		100%
SW6156	210-C2	CDBDA2		100%
SW6157	210-C3	C1AE91		100%
SW6158	210-C5	998970		20%
SW6159	210-C6	7E6F59		5%
SW6160	210-C7	5D513E		5%
SW6161	270-C1	DEDDD1		100%
SW6162	212-C1	D1CCB9		100%
SW6163	212-C2	C1BCA7		100%
SW6164	212-C3	B2AC96		100%

Locator Number is a reference number for the Sherwin Williams Color Fan or samples.
Refer to Citywide Design Standards Chapter 9, Building Face & Roof Colors, for other color requirements.

SW#### - Indicates Previously Approved Colors by Ordinance 09-038 for reference.

SW#### - Indicates Previously Approved Colors for Trim Only by Ordinance 09-038 for reference.

Table A-1. Sorted by Color #
APPROVED BUILDING COLORS

COLOR #	LOCATOR #	HEX	COLOR	MAX %
SW6165	212-C5	898473		20%
SW6166	212-C6	6B6757		5%
SW6167	212-C7	5E5949		5%
SW6168	258-C6	E2E0D7		100%
SW6169	211-C1	D1CDBF		100%
SW6170	211-C2	BFB9AA		100%
SW6171	211-C3	B0AB9C		100%
SW6172	211-C5	8B8372		20%
SW6173	211-C6	726B5B		5%
SW6174	278-C6	424036		5%
SW6175	270-C4	E2E2D1		100%
SW6176	213-C1	CECEBD		100%
SW6177	213-C2	BBBCA7		100%
SW6178	213-C3	ACAD97		100%
SW6179	213-C5	7F8266		20%
SW6180	213-C6	65684C		5%
SW6181	213-C7	4F523A		5%
SW6182	258-C5	E3E2D9		100%
SW6183	215-C1	D1D0C6		100%
SW6184	215-C2	BEBFB2		100%
SW6185	215-C3	ABAC9F		100%
SW6186	215-C5	7B8070		20%
SW6187	215-C6	64695C		5%
SW6188	215-C7	4E5147		5%
SW6189	271-C2	DCDFD7		100%
SW6190	214-C1	D1D3C7		100%
SW6191	214-C2	BDC0B3		100%
SW6192	214-C3	9FA694		100%
SW6193	214-C5	7A8775		20%
SW6194	214-C6	626E60		5%
SW6195	214-C7	465448		5%
SW6196	258-C4	DDDDD6		100%
SW6197	216-C1	C9C9C0		100%
SW6198	216-C2	B6B5AB		100%
SW6199	216-C3	A6A69B		100%
SW6200	216-C5	7F7E72		20%
SW6201	216-C6	6D6C62		5%
SW6202	216-C7	64645A		5%
SW6203	258-C1	E4E4DD		100%

COLOR #	LOCATOR #	HEX	COLOR	MAX %
SW6204	217-C1	CDD2CA		100%
SW6205	217-C2	BEC3BB		100%
SW6206	217-C3	AEB3A9		100%
SW6207	217-C5	7A8076		20%
SW6208	217-C6	5E6259		5%
SW6209	217-C7	44483D		5%
SW6210	271-C3	D7DFD8		100%
SW6211	218-C1	C2CDC5		100%
SW6212	218-C2	ADBBB2		100%
SW6213	218-C3	9BAAA2		100%
SW6214	218-C5	7C8E87		20%
SW6215	218-C6	5E706A		5%
SW6216	218-C7	343B36		5%
SW6217	272-C3	DAE2E0		100%
SW6218	219-C1	C2CFCF		100%
SW6219	219-C2	ABBEBF		100%
SW6220	219-C3	9BAFB2		100%
SW6221	219-C5	7A9192		100%
SW6222	219-C6	5D7274		5%
SW6223	219-C7	4A5D5F		5%
SW6224	273-C1	D8E0DF		100%
SW6225	220-C1	BCCBCE		100%
SW6226	220-C2	A4B7BD		100%
SW6227	220-C3	96AAB0		100%
SW6228	220-C5	607D84		20%
SW6229	220-C6	47626A		5%
SW6230	220-C7	244653		5%
SW6231	257-C6	DEE1DF		100%
SW6232	222-C1	CDD2D2		100%
SW6233	222-C2	B8BEBE		100%
SW6234	222-C3	A9B0B1		100%
SW6235	222-C5	727C7F		20%
SW6236	222-C6	596368		5%
SW6237	222-C7	23383F		5%
SW6238	273-C3	DBDFE0		100%
SW6239	224-C1	BFC9D0		100%
SW6240	224-C2	AABAC6		100%
SW6241	224-C3	98A9B7		100%
SW6242	224-C5	768B9A		20%

Locator Number is a reference number for the Sherwin Williams Color Fan or samples.
Refer to Citywide Design Standards Chapter 9, Building Face & Roof Colors, for other color requirements.

SW#### - Indicates Previously Approved Colors by Ordinance 09-038 for reference.

SW#### - Indicates Previously Approved Colors for Trim Only by Ordinance 09-038 for reference.

Table A-1. Sorted by Color #
APPROVED BUILDING COLORS

COLOR #	LOCATOR #	HEX	COLOR	MAX %
SW6243	224-C6	5D6F7F		5%
SW6244	253-C6	2F3D4C		5%
SW6245	273-C2	DDE2E0		100%
SW6246	225-C1	CAD0D2		100%
SW6247	225-C2	B8C0C3		100%
SW6248	225-C3	ADB5B9		100%
SW6249	225-C5	7A848D		100%
SW6250	225-C6	606B75		5%
SW6251	225-C7	586168		5%
SW6252	257-C3	E3E4E1		100%
SW6253	234-C1	D4D8D7		100%
SW6254	234-C2	BEC1C3		100%
SW6255	234-C3	A8AEB1		100%
SW6256	234-C5	7D848B		20%
SW6257	234-C6	626970		5%
SW6258	251-C1	2F2F30		5%
SW6259	273-C6	DDDCDB		100%
SW6260	228-C1	CBC9C9		100%
SW6261	228-C2	B5B1B5		100%
SW6262	228-C3	A6A3A9		100%
SW6263	228-C5	736F78		20%
SW6264	228-C6	5D5962		5%
SW6265	228-C7	4A4653		5%
SW6267	229-C1	CEC9CC		100%
SW6268	229-C2	BDB5B9		100%
SW6269	229-C3	AFA7AC		100%
SW6270	229-C5	85777B		5%
SW6271	229-C6	695C62		5%
SW6272	229-C7	4E4247		5%
SW6274	226-C1	CFC9C8		100%
SW6275	226-C2	BDB8B8		100%
SW6276	226-C3	AEA9AA		100%
SW6277	226-C5	7B787D		100%
SW6278	226-C6	605E63		5%
SW6279	252-C7	3A373E		5%
SW6281	190-C1	DBCFD4		100%
SW6282	190-C2	CBB8C0		100%
SW6283	190-C3	AA8E9A		20%
SW6284	190-C5	8B6878		5%

COLOR #	LOCATOR #	HEX	COLOR	MAX %
SW6285	190-C6	7E5A6D		5%
SW6286	190-C7	5F3F54		5%
SW6288	109-C1	E0CDD1		100%
SW6289	109-C2	D2B6BE		100%
SW6290	109-C3	B995A1		100%
SW6291	109-C4	9E6D79		20%
SW6292	109-C5	8D5869		20%
SW6293	109-C6	6D344F		5%
SW6295	110-C1	E8D4D5		100%
SW6296	110-C2	DABDC1		100%
SW6297	110-C3	C79EA2		100%
SW6298	110-C5	9E6B75		20%
SW6299	110-C6	895460		5%
SW6300	110-C7	63333E		5%
SW6302	111-C1	EBD1CF		100%
SW6303	111-C2	DCB6B5		100%
SW6304	111-C3	C39393		100%
SW6305	111-C5	995D62		5%
SW6306	111-C6	864C52		5%
SW6307	111-C7	723941		5%
SW6309	112-C1	EDD3D2		100%
SW6310	112-C2	E6BDBD		100%
SW6311	112-C3	CF8A8D		100%
SW6312	112-C5	AD5E65		20%
SW6313	112-C6	974953		5%
SW6314	112-C7	863A42		5%
SW6316	113-C1	EBCECB		100%
SW6317	113-C2	E3B7B1		100%
SW6318	113-C3	CD8E89		100%
SW6319	113-C5	B56966		100%
SW6320	113-C6	A0524E		5%
SW6321	113-C7	8E3738		5%
SW6322	268-C6	F0E1D8		100%
SW6323	114-C1	EBCFC3		100%
SW6324	114-C2	E3B5A8		100%
SW6325	114-C3	CD8E7F		100%
SW6326	114-C5	B3675D		100%
SW6327	114-C6	A0584F		20%
SW6328	114-C7	7B3730		5%

Locator Number is a reference number for the Sherwin Williams Color Fan or samples.
Refer to Citywide Design Standards Chapter 9, Building Face & Roof Colors, for other color requirements.

SW#### - Indicates Previously Approved Colors by Ordinance 09-038 for reference.

SW#### - Indicates Previously Approved Colors for Trim Only by Ordinance 09-038 for reference.

Table A-1. Sorted by Color #
APPROVED BUILDING COLORS

COLOR #	LOCATOR #	HEX	COLOR	MAX %
SW6329	268-C5	EEDED5		100%
SW6330	115-C1	EACDC1		100%
SW6331	115-C2	E2B6A7		100%
SW6332	115-C3	CE9382		100%
SW6333	115-C5	A85E53		20%
SW6334	115-C6	8F4438		5%
SW6335	115-C7	83382A		5%
SW6336	268-C4	EFDED1		100%
SW6337	124-C1	EDD2C0		100%
SW6338	124-C2	E4B9A2		100%
SW6339	124-C3	D9987C		100%
SW6340	124-C5	C1785C		100%
SW6341	124-C6	AD654C		20%
SW6342	124-C7	994B35		5%
SW6343	287-C1	EFE1D2		100%
SW6344	125-C1	ECCFBB		100%
SW6345	125-C2	E5B99B		100%
SW6346	125-C3	DB9C7B		100%
SW6347	125-C4	C47B5B		100%
SW6348	125-C5	B46848		100%
SW6349	125-C6	A2583A		20%
SW6350	265-C4	EDDDCA		100%
SW6351	126-C1	EBCCB3		100%
SW6352	126-C2	E0B392		100%
SW6353	126-C4	D4966E		100%
SW6354	126-C5	C38058		100%
SW6355	126-C6	B46C42		100%
SW6356	126-C7	A6613C		20%
SW6357	265-C5	F0E1D0		100%
SW6358	127-C1	EDD0B6		100%
SW6359	127-C2	E8BE9B		100%
SW6360	127-C4	D69969		100%
SW6361	127-C5	CD8C5D		100%
SW6362	127-C6	BB7748		100%
SW6363	127-C7	B06C3E		100%
SW6364	264-C2	F3E5D2		100%
SW6365	128-C1	F3D9BA		100%
SW6366	128-C2	F0CB97		100%
SW6367	128-C3	E3AC72		100%

COLOR #	LOCATOR #	HEX	COLOR	MAX %
SW6368	128-C4	D7995D		100%
SW6369	128-C5	C6884A		100%
SW6370	128-C6	B6743B		100%
SW6371	262-C6	F2E3CA		100%
SW6372	129-C1	F2D5B0		100%
SW6373	129-C2	EDC38E		100%
SW6374	129-C4	E5AE6B		100%
SW6375	129-C5	D59858		100%
SW6376	129-C6	C78538		100%
SW6377	129-C7	B67D3C		100%
SW6378	264-C3	F3E6D4		100%
SW6379	130-C1	F5DEBB		100%
SW6380	130-C2	EDC796		100%
SW6381	130-C4	DDAC6D		100%
SW6382	130-C5	D69E59		100%
SW6383	130-C6	CC9249		100%
SW6384	130-C7	BA7F38		100%
SW6385	261-C2	F0EADC		100%
SW6386	139-C1	EFDDC1		100%
SW6387	139-C2	E8C89E		100%
SW6388	139-C4	D6AD78		100%
SW6389	139-C5	CC9B5C		100%
SW6390	139-C6	C09056		100%
SW6391	139-C7	A4763C		100%
SW6392	269-C4	EDE0C5		100%
SW6393	142-C1	E9D6B0		100%
SW6394	142-C2	E1C28D		100%
SW6395	142-C4	C99E53		100%
SW6396	142-C5	BC934D		100%
SW6397	142-C6	AA803A		20%
SW6398	142-C7	996F32		20%
SW6399	269-C3	E9E0C5		100%
SW6400	143-C1	E4D0A5		100%
SW6401	143-C3	D2BA83		100%
SW6402	143-C4	C2A462		100%
SW6403	143-C5	B89B59		100%
SW6404	143-C6	9C7F41		20%
SW6405	143-C7	95793D		20%
SW6406	269-C2	E7DFC5		100%

Locator Number is a reference number for the Sherwin Williams Color Fan or samples.
Refer to Citywide Design Standards Chapter 9, Building Face & Roof Colors, for other color requirements.

SW#### - Indicates Previously Approved Colors by Ordinance 09-038 for reference.

SW#### - Indicates Previously Approved Colors for Trim Only by Ordinance 09-038 for reference.

Table A-1. Sorted by Color #
APPROVED BUILDING COLORS

COLOR #	LOCATOR #	HEX	COLOR	MAX %
SW6407	144-C1	DDCDA6		100%
SW6408	144-C2	CBB584		100%
SW6409	144-C4	B1975F		100%
SW6410	144-C5	9D8344		20%
SW6411	144-C6	8E773F		20%
SW6412	144-C7	7A6841		5%
SW6413	269-C1	E9E1CA		100%
SW6414	145-C1	DFD4B0		100%
SW6415	145-C2	CFC291		100%
SW6416	145-C4	BBA86A		100%
SW6417	145-C5	9C9152		20%
SW6418	145-C6	8D844D		20%
SW6419	145-C7	655F2D		5%
SW6420	270-C5	ECEAD5		100%
SW6421	154-C1	E0DDBD		100%
SW6422	154-C2	CBC99D		100%
SW6423	154-C4	AEAC7A		100%
SW6424	154-C5	95945C		20%
SW6425	154-C6	71713E		5%
SW6426	154-C7	5F6033		5%
SW6427	270-C6	E4E4CE		100%
SW6428	155-C1	DBDDBD		100%
SW6429	155-C2	C7CDA8		100%
SW6430	155-C3	ABB486		100%
SW6431	155-C5	88915D		20%
SW6432	155-C6	6D7645		5%
SW6433	155-C7	576238		5%
SW6434	270-C2	E4E8DA		100%
SW6435	156-C1	DAE2CD		100%
SW6436	156-C2	C5D1B2		100%
SW6437	156-C3	A3B48C		100%
SW6438	156-C5	788D60		20%
SW6439	156-C6	60724F		5%
SW6440	156-C7	475842		5%
SW6441	270-C3	E0E7DA		100%
SW6442	157-C1	CFDDC7		100%
SW6443	157-C2	B3CBAA		100%
SW6444	157-C3	8BA97F		100%
SW6445	157-C5	5E7F57		20%

COLOR #	LOCATOR #	HEX	COLOR	MAX %
SW6446	157-C6	42603C		5%
SW6447	157-C7	405840		5%
SW6449	158-C1	C8D8C4		100%
SW6450	158-C2	ACC2A8		100%
SW6451	158-C3	98B092		100%
SW6452	158-C5	6C8867		20%
SW6453	158-C6	537150		5%
SW6454	158-C7	205134		5%
SW6455	271-C4	D8E2D8		100%
SW6456	159-C1	C6D5C9		100%
SW6457	159-C2	AAC2B3		100%
SW6458	159-C3	91AF9D		100%
SW6459	159-C5	61826C		20%
SW6460	159-C6	4F6A56		5%
SW6461	159-C7	3D5541		5%
SW6462	271-C5	D7E4DB		100%
SW6463	160-C1	C4D9CE		100%
SW6464	160-C2	ACCABC		100%
SW6465	160-C3	94B5A6		100%
SW6466	160-C5	6B927F		20%
SW6467	160-C6	547867		5%
SW6468	160-C7	2A4F43		5%
SW6470	169-C1	BFD2C9		100%
SW6471	169-C2	A8C1B7		100%
SW6472	169-C4	7EA298		100%
SW6473	169-C5	5F887D		20%
SW6474	169-C6	476F65		5%
SW6475	169-C7	124A42		5%
SW6476	271-C1	E0E7E2		100%
SW6477	170-C1	C3D7D3		100%
SW6478	170-C2	B4CCC9		100%
SW6479	170-C4	8CAEAB		100%
SW6480	170-C5	518682		5%
SW6481	170-C6	2E6864		5%
SW6482	170-C7	01554F		5%
SW6484	171-C1	BEDBD8		100%
SW6485	171-C2	9EC6C6		100%
SW6486	171-C4	7BB1B2		100%
SW6487	171-C5	5C9598		100%

Locator Number is a reference number for the Sherwin Williams Color Fan or samples.
Refer to Citywide Design Standards Chapter 9, Building Face & Roof Colors, for other color requirements.

SW#### - Indicates Previously Approved Colors by Ordinance 09-038 for reference.

SW#### - Indicates Previously Approved Colors for Trim Only by Ordinance 09-038 for reference.

Table A-1. Sorted by Color #
APPROVED BUILDING COLORS

COLOR #	LOCATOR #	HEX	COLOR	MAX %
SW6488	171-C6	3C797D		5%
SW6489	171-C7	016367		5%
SW6491	172-C1	C7DFE0		100%
SW6492	172-C2	B0D2D6		100%
SW6493	172-C4	84B4BE		100%
SW6494	172-C5	5B96A2		100%
SW6495	172-C6	217786		5%
SW6496	172-C7	015A6B		5%
SW6497	272-C4	D8E7E6		100%
SW6498	174-C1	C5DCE0		100%
SW6499	174-C2	ADCCD3		100%
SW6500	174-C4	83AFBC		100%
SW6501	174-C5	5B92A2		100%
SW6502	174-C6	2F778B		20%
SW6503	174-C7	015D75		5%
SW6504	272-C1	DCE7E8		100%
SW6505	175-C1	C2DAE0		100%
SW6506	175-C2	A9C9D7		100%
SW6507	175-C3	85B0C4		100%
SW6508	175-C5	5389A1		100%
SW6509	175-C6	22657F		5%
SW6510	175-C7	01455E		5%
SW6511	272-C2	E0E8E7		100%
SW6512	184-C1	C5D8DE		100%
SW6513	184-C2	B3C9D3		100%
SW6514	184-C3	97B4C3		100%
SW6515	184-C5	6A8EA1		100%
SW6516	184-C6	43718B		20%
SW6517	184-C7	215772		5%
SW6519	185-C1	CED9DD		100%
SW6520	185-C2	B2C7D3		100%
SW6521	185-C3	8BA7BB		100%
SW6522	185-C5	6A8AA4		100%
SW6523	185-C6	506B84		20%
SW6524	185-C7	25476A		5%
SW6525	273-C4	E1E6E6		100%
SW6526	178-C1	CBD8E1		100%
SW6527	178-C2	B2C8D8		100%
SW6528	178-C3	8EA9C2		20%

COLOR #	LOCATOR #	HEX	COLOR	MAX %
SW6529	178-C5	6B8CA9		20%
SW6530	178-C6	4C6B8A		5%
SW6531	178-C7	284A70		5%
SW6533	186-C1	CBD5DB		100%
SW6534	186-C2	BBC7D2		100%
SW6535	186-C3	99A7B8		100%
SW6536	186-C5	6C7F9A		100%
SW6537	186-C6	516582		5%
SW6538	186-C7	3B496D		5%
SW6540	187-C1	D6D9DE		100%
SW6541	187-C2	BDC3CD		100%
SW6542	187-C3	99A0B2		100%
SW6543	187-C5	757C91		100%
SW6544	187-C6	5D657B		5%
SW6545	187-C7	3B3C5A		5%
SW6547	188-C1	DAD6DB		100%
SW6548	188-C2	C5C0C9		100%
SW6549	188-C3	A29BAA		20%
SW6550	188-C5	7E778E		5%
SW6551	188-C6	645E77		5%
SW6552	188-C7	3E385A		5%
SW6554	189-C1	E0DADF		100%
SW6555	189-C2	D1C6D2		100%
SW6556	189-C3	B0A3B6		20%
SW6557	189-C5	7A6B85		5%
SW6558	189-C6	675A75		5%
SW6559	189-C7	443757		5%
SW6561	102-C1	EBD1DB		100%
SW6562	102-C2	E3C0CF		100%
SW6563	102-C3	CB9AAD		20%
SW6564	102-C4	B87E93		5%
SW6565	102-C5	92576F		5%
SW6566	103-C7	7C3655		5%
SW6568	103-C1	EDD5DD		100%
SW6569	103-C2	E8C0CF		100%
SW6570	103-C3	D899B1		20%
SW6571	103-C4	C47B95		5%
SW6572	103-C5	A2566F		5%
SW6573	103-C6	854158		5%

Locator Number is a reference number for the Sherwin Williams Color Fan or samples.
Refer to Citywide Design Standards Chapter 9, Building Face & Roof Colors, for other color requirements.

SW#### - Indicates Previously Approved Colors by Ordinance 09-038 for reference.

SW#### - Indicates Previously Approved Colors for Trim Only by Ordinance 09-038 for reference.

Table A-1. Sorted by Color #
APPROVED BUILDING COLORS

COLOR #	LOCATOR #	HEX	COLOR	MAX %
SW6575	104-C1	F1D3DA		100%
SW6576	104-C2	EFC0CB		100%
SW6577	104-C3	E392A1		20%
SW6578	104-C4	D47C8C		5%
SW6579	104-C5	B04B63		5%
SW6580	104-C7	99324E		5%
SW6582	105-C1	F1D2D7		100%
SW6583	105-C2	F0BCC9		100%
SW6584	105-C3	EB92A3		5%
SW6585	105-C4	DD7788		5%
SW6586	105-C6	BD4C5F		5%
SW6587	105-C7	A53A4E		5%
SW6589	106-C1	F2D5D7		100%
SW6590	106-C2	F0C1C6		100%
SW6591	106-C3	ED939D		5%
SW6592	106-C4	D66972		5%
SW6593	106-C5	BB4B51		5%
SW6594	106-C7	9D373C		5%
SW6596	107-C1	F1C6C4		100%
SW6597	107-C2	F0B3B2		100%
SW6598	107-C3	ED9190		5%
SW6599	107-C4	D76C6E		5%
SW6600	107-C5	B74E4F		5%
SW6601	107-C6	A43834		5%
SW6603	108-C1	F2CCC5		100%
SW6604	108-C2	F0AFA8		100%
SW6605	108-C3	EE9489		5%
SW6606	108-C4	D9766C		5%
SW6607	108-C5	B24743		5%
SW6608	108-C6	A13B34		5%
SW6610	117-C1	F2D1C3		100%
SW6611	117-C2	F2B8A7		100%
SW6612	117-C3	E79580		20%
SW6613	117-C4	D87B6A		100%
SW6614	117-C5	C76356		5%
SW6615	117-C6	B85444		5%
SW6617	118-C1	F0D1C3		100%
SW6618	118-C2	F3C1AB		100%
SW6619	118-C3	E49780		100%

COLOR #	LOCATOR #	HEX	COLOR	MAX %
SW6620	118-C4	DD7861		20%
SW6621	118-C5	C65F47		20%
SW6622	118-C6	B44B34		5%
SW6624	119-C1	F3D0BD		100%
SW6625	119-C2	F2BDA2		100%
SW6626	119-C3	E2946F		100%
SW6627	119-C4	D67C56		100%
SW6628	119-C5	C4633E		20%
SW6629	119-C6	B1533C		20%
SW6631	120-C1	F3D3BF		100%
SW6632	120-C2	F3C1A3		100%
SW6633	120-C3	E89D6F		100%
SW6634	120-C4	D57E52		100%
SW6635	120-C5	C56639		20%
SW6636	120-C6	BB613E		20%
SW6638	121-C1	F4D3B3		100%
SW6639	121-C2	F4C69F		100%
SW6640	121-C4	F2AC78		20%
SW6641	121-C5	E6955F		100%
SW6642	121-C6	CB7841		100%
SW6643	121-C7	C36F3E		20%
SW6644	268-C3	F2E3CE		100%
SW6652	122-C1	F4D4AF		100%
SW6653	122-C2	F5C894		100%
SW6654	122-C3	EFB57A		100%
SW6655	122-C4	E69F5F		100%
SW6656	122-C5	D88B4D		100%
SW6657	122-C6	D28240		100%
SW6658	268-C2	F3E3CA		100%
SW6659	123-C1	F4D9B1		100%
SW6660	123-C2	F5CF9B		100%
SW6661	123-C4	EFB97B		100%
SW6662	123-C5	EAAA62		100%
SW6663	123-C6	DF984E		100%
SW6664	123-C7	D28233		20%
SW6665	268-C1	F3E2C9		100%
SW6666	132-C1	F5D6A9		100%
SW6667	132-C2	F6CD8E		100%
SW6668	132-C3	F4BF77		100%

Locator Number is a reference number for the Sherwin Williams Color Fan or samples.
Refer to Citywide Design Standards Chapter 9, Building Face & Roof Colors, for other color requirements.

SW#### - Indicates Previously Approved Colors by Ordinance 09-038 for reference.

SW#### - Indicates Previously Approved Colors for Trim Only by Ordinance 09-038 for reference.

Table A-1. Sorted by Color #
APPROVED BUILDING COLORS

COLOR #	LOCATOR #	HEX	COLOR	MAX %
SW6669	132-C5	EBAD5E		100%
SW6670	132-C6	DF9938		20%
SW6671	132-C7	D88F32		20%
SW6672	293-C1	F3E6CE		100%
SW6673	133-C1	F5DEAF		100%
SW6674	133-C2	F7D391		100%
SW6675	133-C4	FBCB78		100%
SW6676	133-C5	F7BE5B		20%
SW6677	133-C6	F2AF46		20%
SW6678	133-C7	E39A33		20%
SW6679	295-C2	F4E3BC		100%
SW6680	135-C1	F5E0B1		100%
SW6681	135-C2	F6DDA3		100%
SW6682	135-C4	F6C973		100%
SW6683	135-C5	F1BA55		100%
SW6684	135-C6	EAAE47		100%
SW6685	135-C7	D69835		100%
SW6686	295-C3	F5E5BC		100%
SW6687	136-C1	F4E1AE		100%
SW6688	136-C2	F5D68F		100%
SW6689	136-C4	EEC25F		100%
SW6690	136-C5	E1B047		100%
SW6691	136-C6	D6A02B		100%
SW6692	136-C7	C48919		100%
SW6693	269-C6	F3E8C2		100%
SW6694	137-C1	F5E1AC		100%
SW6695	137-C2	F7D78A		100%
SW6696	137-C3	EAC365		100%
SW6697	137-C4	DBB04A		20%
SW6698	137-C5	D1A436		20%
SW6699	137-C6	C49832		20%
SW6700	269-C5	F3EAC6		100%
SW6701	147-C1	EEE3B2		100%
SW6702	147-C2	E6D88E		100%
SW6703	147-C3	D9C661		20%
SW6704	147-C5	C4B146		20%
SW6705	147-C6	AC9825		20%
SW6706	147-C7	9C8B1F		20%
SW6708	148-C1	E9E5B3		100%

COLOR #	LOCATOR #	HEX	COLOR	MAX %
SW6709	148-C2	DAD790		100%
SW6710	148-C4	C4C476		20%
SW6711	148-C5	B4B05A		20%
SW6712	148-C6	989746		20%
SW6713	148-C7	847E35		20%
SW6715	149-C1	DCE1B8		100%
SW6716	149-C2	C5CD8F		100%
SW6717	149-C3	AFB96A		20%
SW6718	149-C5	97A554		20%
SW6719	149-C6	7A8833		5%
SW6720	149-C7	6C7B30		5%
SW6722	151-C1	D3DFC3		100%
SW6723	151-C2	BDD0AB		100%
SW6724	151-C4	9DB682		20%
SW6725	151-C5	85A16A		20%
SW6726	151-C6	648149		5%
SW6727	151-C7	58713F		5%
SW6729	150-C1	D7E3CA		100%
SW6730	150-C2	C0D2AD		100%
SW6731	150-C4	99C285		100%
SW6732	150-C5	7FAC6E		20%
SW6733	150-C6	4F854A		5%
SW6734	150-C7	2F5F3A		5%
SW6736	152-C1	CCE2CA		100%
SW6737	152-C2	AED2B0		20%
SW6738	152-C3	8EC298		20%
SW6739	152-C5	68A678		5%
SW6740	152-C6	498555		5%
SW6741	152-C7	245E36		5%
SW6743	153-C1	D1E3D2		100%
SW6744	153-C2	B7D7BF		100%
SW6745	153-C4	8AC1A1		20%
SW6746	153-C5	57AA80		5%
SW6747	153-C6	348A5D		5%
SW6748	153-C7	016844		5%
SW6749	271-C6	D7EBE2		100%
SW6750	162-C1	C0E3DA		100%
SW6751	162-C2	A1D4C8		100%

Locator Number is a reference number for the Sherwin Williams Color Fan or samples.
Refer to Citywide Design Standards Chapter 9, Building Face & Roof Colors, for other color requirements.

SW#### - Indicates Previously Approved Colors by Ordinance 09-038 for reference.

SW#### - Indicates Previously Approved Colors for Trim Only by Ordinance 09-038 for reference.

Table A-1. Sorted by Color #
APPROVED BUILDING COLORS

COLOR #	LOCATOR #	HEX	COLOR	MAX %
SW6752	162-C4	70BAA7		20%
SW6753	162-C5	53A38F		5%
SW6754	162-C6	368976		5%
SW6755	162-C7	016C4F		5%
SW6757	163-C1	C1E6DF		100%
SW6758	163-C2	A1D5CB		100%
SW6759	163-C4	75B9AE		20%
SW6760	163-C5	61A89D		20%
SW6761	163-C6	3B8C80		5%
SW6762	163-C7	016D60		5%
SW6764	164-C1	C2E5E5		100%
SW6765	164-C2	A7DCDC		20%
SW6766	164-C4	6EC2C4		20%
SW6767	164-C5	3AA9AE		20%
SW6768	164-C6	01858B		5%
SW6769	164-C7	017478		5%
SW6771	165-C1	C2E0E3		100%
SW6772	165-C2	A6D0D6		100%
SW6773	165-C4	7DC1CB		20%
SW6774	165-C5	4DA6B2		20%
SW6775	165-C6	08808E		5%
SW6776	165-C7	01717E		5%
SW6778	166-C1	C6E3E8		100%
SW6779	166-C2	A6D4DE		100%
SW6780	166-C4	71B8C7		20%
SW6781	166-C5	34A3B6		20%
SW6782	166-C6	018498		5%
SW6783	166-C7	016E85		5%
SW6784	272-C5	D3E7E9		100%
SW6785	167-C1	B4E0E7		100%
SW6786	167-C2	8FD0DD		100%
SW6787	167-C4	56B5CA		20%
SW6788	167-C5	01A0B8		5%
SW6789	167-C6	01819E		5%
SW6790	167-C7	016081		5%
SW6792	168-C1	B7DFE8		100%
SW6793	168-C2	A2D5E7		100%
SW6794	168-C4	5DB3D4		20%
SW6795	168-C5	289EC4		5%

COLOR #	LOCATOR #	HEX	COLOR	MAX %
SW6796	168-C6	017CA7		5%
SW6797	168-C7	015D87		5%
SW6798	272-C6	D6E4E7		100%
SW6799	177-C1	C3DFE8		100%
SW6800	177-C2	B0D6E6		100%
SW6801	177-C4	7DB5D3		100%
SW6802	177-C5	5A9EC0		100%
SW6803	177-C6	2377A2		5%
SW6804	177-C7	094C73		5%
SW6806	179-C1	CCDBE5		100%
SW6807	179-C2	B8CDDD		100%
SW6808	179-C3	97B3D0		20%
SW6809	179-C4	7498BE		20%
SW6810	179-C6	4E739F		5%
SW6811	179-C7	164576		5%
SW6813	180-C1	D8DDE6		100%
SW6814	180-C2	C7D1E2		100%
SW6815	180-C4	A7B2D4		20%
SW6816	180-C5	8B98C4		5%
SW6817	180-C6	6572A5		2%
SW6818	180-C7	3E4371		2%
SW6820	181-C1	DFD9E4		100%
SW6821	181-C2	D1CBDF		100%
SW6822	181-C3	BDB4D4		20%
SW6823	181-C5	968DB8		2%
SW6824	181-C6	716998		2%
SW6825	181-C7	4D426E		2%
SW6827	182-C1	DFDCE5		100%
SW6828	182-C2	D2C8DD		100%
SW6829	182-C3	C0AFD0		20%
SW6830	182-C5	A18AB7		5%
SW6831	182-C6	7E6596		2%
SW6832	182-C7	624977		2%
SW6834	183-C1	E5DBE5		100%
SW6835	183-C2	DAC7DA		100%
SW6836	183-C3	C2A4C2		20%
SW6837	183-C4	A785A7		20%
SW6838	183-C6	7C5A7E		2%
SW6839	183-C7	5D395F		2%

Locator Number is a reference number for the Sherwin Williams Color Fan or samples.
Refer to Citywide Design Standards Chapter 9, Building Face & Roof Colors, for other color requirements.

SW#### - Indicates Previously Approved Colors by Ordinance 09-038 for reference.

SW#### - Indicates Previously Approved Colors for Trim Only by Ordinance 09-038 for reference.

Table A-1. Sorted by Color #
APPROVED BUILDING COLORS

COLOR #	LOCATOR #	HEX	COLOR	MAX %
SW6840	101-C1	B54D7F		5%
SW6841	102-C6	953D68		5%
SW6842	102-C7	92345B		5%
SW6843	104-C6	AC4362		5%
SW6855	101-C2	CC617F		5%
SW6860	105-C5	C84F68		5%
SW6861	101-C4	A42E41		5%
SW6862	101-C3	AB3C51		5%
SW6866	101-C5	A82E33		5%
SW6868	101-C6	BF2D32		5%
SW6869	116-C1	C33A36		2%
SW6871	101-C7	AD2C34		5%
SW6876	268-C7	F3D1C8		100%
SW6881	118-C7	C04D35		5%
SW6883	120-C7	C35530		5%
SW6884	116-C2	D7552A		2%
SW6885	116-C3	E16F3E		2%
SW6886	116-C4	E47237		2%
SW6887	116-C5	EC8430		2%
SW6890	116-C7	F4A045		5%
SW6892	116-C6	EB882C		2%
SW6896	295-C5	F7DDA1		100%
SW6900	295-C4	F5E1A6		100%
SW6901	269-C7	FAD97A		20%
SW6902	131-C3	FDCC4E		2%
SW6903	134-C7	FFC723		2%
SW6904	131-C1	F8AC1D		2%
SW6905	131-C2	FDB702		2%
SW6907	131-C4	FFC801		2%
SW6908	138-C4	F7E594		100%
SW6909	131-C5	FED95D		2%
SW6910	131-C6	FED340		2%
SW6911	131-C7	FECB01		2%
SW6913	138-C5	EDD26F		20%
SW6914	138-C6	DDB835		20%
SW6915	138-C7	CBA901		20%
SW6918	146-C1	C6B836		5%
SW6920	146-C2	B2C216		5%
SW6921	146-C3	9ABA25		5%

COLOR #	LOCATOR #	HEX	COLOR	MAX %
SW6924	146-C4	3F8A24		2%
SW6925	146-C5	358C3F		2%
SW6926	146-C6	238652		2%
SW6927	146-C7	017244		2%
SW6928	270-C7	D4E7C3		100%
SW6937	271-C7	87DCCE		5%
SW6941	161-C2	019187		2%
SW6942	161-C3	019196		2%
SW6943	161-C4	017680		2%
SW6950	161-C5	01B0BB		2%
SW6957	272-C7	7FC3E1		5%
SW6958	161-C6	0192C6		2%
SW6959	176-C1	016EA7		2%
SW6965	161-C7	015F97		2%
SW6966	176-C2	015086		2%
SW6967	176-C3	225288		2%
SW6968	273-C7	C2CBE0		20%
SW6971	176-C4	3C4C80		2%
SW6973	274-C7	CAB2D2		5%
SW6981	176-C7	795484		2%
SW6982	176-C6	665385		2%
SW6983	176-C5	514C7E		2%
SW6987	161-C1	019D6E		2%
SW6988	252-C6	3B373C		5%
SW6989	252-C5	353337		5%
SW6990	251-C2	313031		5%
SW6991	251-C3	323132		5%
SW6992	251-C4	31363A		5%
SW6993	251-C5	323639		5%
SW6994	251-C6	373A3A		5%
SW7000	260-C2	F2ECE6		100%
SW7001	267-C1	EEE9E0		100%
SW7002	267-C3	EFE8DD		100%
SW7003	256-C3	E7E2DA		100%
SW7004	256-C2	EDEAE5		100%
SW7005	255-C1	EDECE6		100%
SW7006	257-C1	EEFEFA		100%
SW7007	257-C2	E9EBE7		100%
SW7008	255-C2	EDEAE0		100%

Locator Number is a reference number for the Sherwin Williams Color Fan or samples.
Refer to Citywide Design Standards Chapter 9, Building Face & Roof Colors, for other color requirements.

SW#### - Indicates Previously Approved Colors by Ordinance 09-038 for reference.

SW#### - Indicates Previously Approved Colors for Trim Only by Ordinance 09-038 for reference.

Table A-1. Sorted by Color #
APPROVED BUILDING COLORS

COLOR #	LOCATOR #	HEX	COLOR	MAX %
SW7009	254-C2	E8E3D9		100%
SW7010	254-C5	E5DFD2		100%
SW7011	254-C6	E3DED0		100%
SW7012	261-C3	EFE8DB		100%
SW7013	254-C3	ECE5D8		100%
SW7014	256-C5	E2DED8		100%
SW7015	244-C1	CCC9C0		100%
SW7016	244-C2	BCB7AD		100%
SW7017	244-C3	ACA79E		100%
SW7018	244-C5	908A83		100%
SW7019	244-C6	78736E		20%
SW7020	244-C7	4F4842		5%
SW7021	260-C7	DFD9D2		100%
SW7022	241-C1	CCC5BD		100%
SW7023	241-C2	B9B2A9		100%
SW7024	241-C3	ABA39A		100%
SW7025	241-C5	867A6F		100%
SW7026	241-C6	6F6459		20%
SW7027	241-C7	564537		5%
SW7028	256-C4	E3DED7		100%
SW7029	243-C1	D1CBC1		100%
SW7030	243-C2	BFB6AA		100%
SW7031	243-C3	ADA295		100%
SW7032	243-C5	887B6C		100%
SW7033	243-C6	74685A		5%
SW7034	243-C7	5C4D3C		5%
SW7035	259-C4	E3DDD3		100%
SW7036	249-C1	D1C7B8		100%
SW7037	249-C2	C0B2A2		100%
SW7038	249-C3	B1A290		100%
SW7039	249-C5	8A7A6A		100%
SW7040	249-C6	716354		20%
SW7041	249-C7	564536		5%
SW7042	254-C4	E6DFD3		100%
SW7043	245-C1	CEC6BB		100%
SW7044	245-C2	BEB5A9		100%
SW7045	245-C3	A8A093		100%
SW7046	245-C5	817A6E		100%
SW7047	245-C6	6B645B		5%

COLOR #	LOCATOR #	HEX	COLOR	MAX %
SW7048	245-C7	54504A		5%
SW7049	258-C7	E2E0D6		100%
SW7050	246-C1	CFCABD		100%
SW7051	246-C2	BFB6A7		100%
SW7052	246-C3	AFA696		100%
SW7053	246-C5	867E70		100%
SW7054	246-C6	645A4B		5%
SW7055	246-C7	554C3E		5%
SW7056	258-C2	E0E0D9		100%
SW7057	237-C1	C8CBC4		100%
SW7058	237-C2	B2B5AF		100%
SW7059	237-C3	A3A7A0		100%
SW7060	237-C5	7C7D75		20%
SW7061	237-C6	63655F		5%
SW7062	278-C2	484C49		5%
SW7063	257-C5	DEDFDC		100%
SW7064	236-C1	CBCCC9		100%
SW7065	236-C2	BDBDB7		100%
SW7066	236-C3	A7A8A2		100%
SW7067	236-C5	7F817E		100%
SW7068	236-C6	636562		5%
SW7069	251-C7	434341		5%
SW7070	257-C7	DCDEDC		100%
SW7071	235-C1	C6CACA		100%
SW7072	235-C2	B0B5B5		100%
SW7073	235-C3	A0A5A7		100%
SW7074	235-C5	7F8486		100%
SW7075	235-C6	616669		5%
SW7076	235-C7	44484D		5%
SW7077	274-C6	E2DEDB		100%
SW7078	227-C1	CFC9C8		100%
SW7079	227-C2	BCB6B6		100%
SW7080	227-C3	ADA5A5		100%
SW7081	227-C5	837D7F		100%
SW7082	227-C6	676064		5%
SW7083	227-C7	443E40		5%
SW7100	260-C1	F3EEE7		100%
SW7101	267-C4	EDE6DB		100%
SW7102	267-C2	F4EFE5		100%

Locator Number is a reference number for the Sherwin Williams Color Fan or samples.
Refer to Citywide Design Standards Chapter 9, Building Face & Roof Colors, for other color requirements.

SW#### - Indicates Previously Approved Colors by Ordinance 09-038 for reference.

SW#### - Indicates Previously Approved Colors for Trim Only by Ordinance 09-038 for reference.

Table A-1. Sorted by Color #
APPROVED BUILDING COLORS

COLOR #	LOCATOR #	HEX	COLOR	MAX %
SW7103	261-C1	F4EFE4		100%
SW7104	265-C1	F7EFE3		100%
SW7105	262-C1	F7EFDE		100%
SW7106	262-C2	F8EEDB		100%
SW7501	250-C5	AC9A8A		100%
SW7502	250-C6	A18D7D		100%
SW7503	283-C6	A49689		100%
SW7504	243-C4	9E9284		100%
SW7505	240-C7	665D57		5%
SW7506	248-C2	C4B7A5		100%
SW7507	248-C3	B3A491		100%
SW7508	248-C6	9C8A79		100%
SW7509	250-C7	826F5E		20%
SW7510	242-C7	5B4B44		5%
SW7511	250-C2	CDBFB0		100%
SW7512	250-C4	C5B6A4		100%
SW7513	248-C5	A79582		100%
SW7514	248-C7	827466		100%
SW7515	277-C5	6E5F53		5%
SW7516	266-C5	E0D6C8		100%
SW7517	250-C1	DBCEBD		100%
SW7518	288-C3	C9B29C		100%
SW7519	288-C4	AF9781		100%
SW7520	277-C1	6A5143		5%
SW7521	288-C5	AD947C		100%
SW7522	288-C6	9F8267		100%
SW7523	292-C7	7C5C43		5%
SW7524	250-C3	CABAA8		100%
SW7525	288-C7	8A7362		20%
SW7526	288-C1	DFD2BF		100%
SW7527	285-C2	D0BFAA		100%
SW7528	285-C5	C4B49C		100%
SW7529	285-C1	D4C5AD		100%
SW7530	285-C4	C4B39C		100%
SW7531	261-C6	DCD1BF		100%
SW7532	285-C3	CFC0AB		100%
SW7533	285-C6	C0AF97		100%
SW7534	284-C4	B7A48B		100%
SW7535	284-C6	A18E77		100%

COLOR #	LOCATOR #	HEX	COLOR	MAX %
SW7536	292-C3	CBB49A		100%
SW7537	265-C7	E3D2B8		100%
SW7538	289-C5	C0A588		100%
SW7539	292-C4	C1A98A		100%
SW7540	292-C6	B09879		100%
SW7541	247-C1	D8CFBE		100%
SW7542	286-C3	CBC0AD		100%
SW7543	286-C4	BCB099		100%
SW7544	210-C4	AC9D83		100%
SW7545	277-C6	63523D		5%
SW7546	286-C5	B1A38E		100%
SW7547	284-C2	CBBFAD		100%
SW7548	284-C3	BBAB95		100%
SW7549	284-C5	AD9C85		100%
SW7550	284-C7	907D66		20%
SW7551	254-C1	F0ECE2		100%
SW7552	266-C6	E7DBCC		100%
SW7553	265-C6	E7D7C6		100%
SW7554	266-C1	ECE1D1		100%
SW7555	261-C7	E2D3BF		100%
SW7556	262-C4	F4E8D2		100%
SW7557	262-C3	F4E9D6		100%
SW7558	265-C2	F3E9D7		100%
SW7559	262-C5	F2E5CF		100%
SW7560	293-C2	F4DEC3		100%
SW7561	295-C1	F5EACC		100%
SW7562	263-C1	F6F0E2		100%
SW7563	263-C3	EEE8D7		100%
SW7564	263-C4	E8DFCA		100%
SW7565	286-C1	DBD0BB		100%
SW7566	255-C3	F3EEE3		100%
SW7567	284-C1	DCD2C3		100%
SW7568	261-C5	E2DACA		100%
SW7569	286-C2	DCCFBA		100%
SW7570	255-C4	DFD9CF		100%
SW7571	264-C4	EDE1CE		100%
SW7572	264-C6	E7D7C2		100%
SW7573	262-C7	E9D9C0		100%
SW7574	264-C7	E7D8BE		100%

Locator Number is a reference number for the Sherwin Williams Color Fan or samples.
Refer to Citywide Design Standards Chapter 9, Building Face & Roof Colors, for other color requirements.

SW#### - Indicates Previously Approved Colors by Ordinance 09-038 for reference.

SW#### - Indicates Previously Approved Colors for Trim Only by Ordinance 09-038 for reference.

Table A-1. Sorted by Color #
APPROVED BUILDING COLORS

COLOR #	LOCATOR #	HEX	COLOR	MAX %
SW7575	263-C7	E0D1B8		100%
SW7577	109-C7	533640		5%
SW7578	276-C2	72353D		5%
SW7579	276-C1	81585B		5%
SW7580	276-C6	573E3E		5%
SW7582	275-C2	803532		5%
SW7583	275-C3	7C3239		5%
SW7584	276-C3	6E3637		5%
SW7585	275-C4	692B2B		5%
SW7586	275-C1	813235		5%
SW7587	107-C7	9F4442		5%
SW7588	106-C6	A42E37		5%
SW7589	117-C7	B8473D		5%
SW7591	275-C7	7C453D		5%
SW7592	275-C5	753531		5%
SW7593	275-C6	703229		5%
SW7594	276-C4	6E423E		5%
SW7595	276-C5	5D3736		5%
SW7596	266-C7	E2D3C4		100%
SW7598	125-C7	924E3C		5%
SW7599	119-C7	93402F		5%
SW7600	108-C7	903934		5%
SW7601	280-C1	A0B3BC		100%
SW7602	224-C7	3E5063		5%
SW7603	280-C3	8095A0		100%
SW7604	233-C7	596E79		5%
SW7605	279-C3	35454E		5%
SW7606	280-C4	6591A8		100%
SW7607	279-C6	416D83		5%
SW7608	280-C2	87AAB9		100%
SW7609	280-C5	5B8D9F		100%
SW7610	280-C6	3E758A		20%
SW7611	281-C4	7C9AA0		100%
SW7612	281-C5	679199		100%
SW7613	281-C3	9CB0B3		100%
SW7614	280-C7	577C88		20%
SW7615	234-C7	3E4B54		5%
SW7616	281-C2	A0AEAF		100%
SW7617	281-C6	60797D		20%

COLOR #	LOCATOR #	HEX	COLOR	MAX %
SW7618	279-C5	376167		5%
SW7619	281-C7	657B83		20%
SW7620	279-C4	314D58		5%
SW7621	281-C1	B0B8B2		100%
SW7622	238-C7	666D69		5%
SW7623	279-C1	273E3E		5%
SW7624	233-C6	606E74		5%
SW7625	279-C2	3D484C		5%
SW7626	259-C2	E6E1D9		100%
SW7627	259-C5	E7E1D7		100%
SW7628	259-C7	DED8CF		100%
SW7629	282-C7	786E70		5%
SW7630	252-C3	392B2D		5%
SW7631	259-C6	DFDAD1		100%
SW7632	283-C1	D6CEC3		100%
SW7633	248-C4	ADA090		100%
SW7634	255-C5	D3CCC4		100%
SW7635	283-C7	AA9E95		100%
SW7636	259-C3	E5E2DA		100%
SW7637	254-C7	E2DDD0		100%
SW7638	247-C2	C0B9A9		100%
SW7639	247-C4	AEA594		100%
SW7640	247-C5	A7A094		100%
SW7641	283-C2	C6C0B6		100%
SW7642	283-C5	A0998F		100%
SW7643	283-C4	B2ADA4		100%
SW7644	247-C3	B2AC9C		100%
SW7645	278-C1	57534C		5%
SW7646	256-C6	DAD9D4		100%
SW7647	255-C6	D6D3CC		100%
SW7648	256-C7	D0CEC9		100%
SW7649	239-C5	C2C0BA		100%
SW7650	239-C6	AAA9A4		100%
SW7651	239-C3	CCCCC5		100%
SW7652	238-C4	ABB0AC		100%
SW7653	239-C1	D1D2CB		100%
SW7654	239-C2	CECEC6		100%
SW7655	239-C7	A0A09A		100%
SW7656	257-C4	DEE0DE		100%

Locator Number is a reference number for the Sherwin Williams Color Fan or samples.
Refer to Citywide Design Standards Chapter 9, Building Face & Roof Colors, for other color requirements.

SW#### - Indicates Previously Approved Colors by Ordinance 09-038 for reference.

SW#### - Indicates Previously Approved Colors for Trim Only by Ordinance 09-038 for reference.

Table A-1. Sorted by Color #
APPROVED BUILDING COLORS

COLOR #	LOCATOR #	HEX	COLOR	MAX %
SW7657	239-C4	C5C8C4		100%
SW7658	238-C3	B7B7B2		100%
SW7659	238-C5	A5A9A8		100%
SW7660	238-C6	969A96		100%
SW7661	233-C1	D3D5D3		100%
SW7662	233-C2	C9CCCD		100%
SW7663	233-C3	B8BCBB		100%
SW7664	233-C4	90979B		100%
SW7665	233-C5	656D73		5%
SW7666	258-C3	DCDDD8		100%
SW7667	282-C1	CAC9C6		100%
SW7668	282-C3	BAB9B6		100%
SW7669	282-C5	959491		100%
SW7670	282-C6	949392		100%
SW7671	255-C7	D0CEC8		100%
SW7672	282-C2	C3C1BC		100%
SW7673	282-C4	9B9893		100%
SW7674	236-C7	585858		5%
SW7675	277-C7	48423C		5%
SW7676	294-C1	F2E0C4		100%
SW7677	293-C5	EABA8A		100%
SW7678	296-C2	EDDBBD		100%
SW7679	293-C6	D9AD7F		100%
SW7680	293-C7	C09972		100%
SW7681	294-C2	F8E4C2		100%
SW7682	130-C3	EABF86		100%
SW7683	296-C1	F1DFC1		100%
SW7684	294-C4	EDD6B1		100%
SW7685	295-C6	E5C28B		100%
SW7686	294-C3	F8DDB7		100%
SW7687	294-C5	E7C7A0		100%
SW7688	289-C1	E1CDAE		100%
SW7689	292-C2	D2BB9D		100%
SW7690	292-C5	C3AA8C		100%
SW7691	296-C4	E3C9A1		100%
SW7692	295-C7	DCBC8E		100%
SW7693	294-C6	CBA97E		100%
SW7694	290-C2	CAAD87		100%
SW7695	294-C7	BD9C77		100%

COLOR #	LOCATOR #	HEX	COLOR	MAX %
SW7696	296-C5	DCC6A6		100%
SW7697	296-C6	CCB18B		100%
SW7698	296-C3	DBC8A2		100%
SW7699	296-C7	BA9A67		100%
SW7700	137-C7	8F6C3E		20%
SW7701	290-C6	AC6B53		20%
SW7702	290-C5	B0785C		100%
SW7703	122-C7	A85E39		20%
SW7704	289-C3	D5B59B		100%
SW7705	287-C6	976B53		100%
SW7707	290-C7	C67B57		20%
SW7709	128-C7	B16A37		100%
SW7710	287-C7	A56C4A		100%
SW7711	287-C2	E6D0BD		100%
SW7712	287-C3	DFC8B5		100%
SW7713	287-C4	CCB299		100%
SW7714	289-C4	BFA287		100%
SW7715	287-C5	AA866E		100%
SW7716	289-C2	DBC5A7		100%
SW7717	290-C1	D2B18F		100%
SW7718	290-C4	BB8D6B		100%
SW7719	288-C2	D8C4AE		100%
SW7720	290-C3	C7A485		100%
SW7721	293-C4	EDD1B1		100%
SW7722	293-C3	ECD3B3		100%
SW7723	292-C1	DDC6AB		100%
SW7724	289-C6	B7987B		100%
SW7725	289-C7	AD896A		100%
SW7726	297-C4	9D986F		100%
SW7727	298-C2	B9B292		100%
SW7728	298-C4	A29F80		100%
SW7729	297-C6	827C5A		5%
SW7730	278-C5	4D5346		5%
SW7731	285-C7	A69474		100%
SW7732	297-C1	C8BD98		100%
SW7733	297-C3	B3A479		100%
SW7734	297-C5	857C5D		5%
SW7735	278-C7	635936		5%
SW7736	297-C2	B1A584		100%

Locator Number is a reference number for the Sherwin Williams Color Fan or samples.
Refer to Citywide Design Standards Chapter 9, Building Face & Roof Colors, for other color requirements.

SW#### - Indicates Previously Approved Colors by Ordinance 09-038 for reference.

SW#### - Indicates Previously Approved Colors for Trim Only by Ordinance 09-038 for reference.

Table A-1. Sorted by Color #
APPROVED BUILDING COLORS

COLOR #	LOCATOR #	HEX	COLOR	MAX %
SW7737	286-C7	8D8168		20%
SW7738	298-C1	CDC4AE		100%
SW7739	298-C7	A49B82		100%
SW7740	297-C7	7D745E		5%
SW7741	298-C5	AAAD9C		100%
SW7742	158-C4	8EA486		100%
SW7743	247-C7	868578		100%
SW7744	286-C6	99907E		20%
SW7745	211-C7	5A5243		5%
SW7746	247-C6	A19C8F		100%
SW7747	298-C3	BDC0A0		100%
SW7748	298-C6	9A9883		100%
SW7749	237-C7	44493D		5%
SW7750	278-C4	424C44		5%
SW7757	256-C1	F7F7F1		100%
SW8917	264-C1	F0EBE0		100%
SW9001	110-C4	AE8087		20%
SW9002	111-C4	A87376		20%
SW9003	112-C4	BA7176		20%
SW9004	113-C4	C37F7A		100%
SW9005	114-C4	BF796E		100%
SW9006	115-C4	B57466		100%
SW9007	121-C3	F2B88C		20%
SW9008	123-C3	F5C78E		100%
SW9009	124-C4	CC896C		100%
SW9010	126-C3	DBA480		100%
SW9011	127-C3	E3AB7B		100%
SW9012	129-C3	E8B87F		100%
SW9013	132-C4	EEB76B		100%
SW9014	133-C3	FBD187		100%
SW9015	134-C1	FBE4B3		100%
SW9016	134-C2	FDDFA0		100%
SW9017	134-C3	FEDF94		100%
SW9018	134-C4	FBD682		100%
SW9019	134-C5	FBD073		100%
SW9020	134-C6	F4C454		20%
SW9021	135-C3	F6D58F		100%
SW9022	136-C3	F1CD7B		100%
SW9023	139-C3	E1BD8E		100%

COLOR #	LOCATOR #	HEX	COLOR	MAX %
SW9024	140-C4	CBA576		100%
SW9025	141-C4	BA9C75		100%
SW9026	142-C3	D5B176		100%
SW9027	143-C2	DCC797		100%
SW9028	144-C3	BEA775		100%
SW9029	145-C3	C4B47D		100%
SW9030	147-C4	CEBC55		20%
SW9031	148-C3	D2D083		100%
SW9032	149-C4	9FAC5C		20%
SW9033	150-C3	ABCA99		100%
SW9034	151-C3	A9C095		100%
SW9035	152-C4	78B185		20%
SW9036	153-C3	9FCDB1		20%
SW9037	154-C3	BBB98A		100%
SW9038	155-C4	9BA373		20%
SW9039	156-C4	8FA277		100%
SW9040	157-C4	75946B		100%
SW9041	159-C4	7D9B89		20%
SW9042	160-C4	81A595		100%
SW9043	162-C3	89C6B7		20%
SW9044	163-C3	8AC5BA		20%
SW9045	164-C3	92D0D0		20%
SW9046	165-C3	97CBD2		100%
SW9047	166-C3	8BC4D1		100%
SW9048	167-C3	73C0D2		20%
SW9049	168-C3	89C6DF		20%
SW9050	169-C3	94B2A6		100%
SW9051	170-C3	A3C0BD		100%
SW9052	171-C3	90BDBD		100%
SW9053	172-C3	9FC5CC		100%
SW9054	173-C1	C7D8DB		100%
SW9055	173-C2	AFC7CD		100%
SW9056	173-C3	9FBBC3		100%
SW9057	173-C4	88ABB4		100%
SW9058	173-C5	68909D		100%
SW9059	173-C6	427584		20%
SW9060	173-C7	175A6C		5%
SW9061	174-C3	9BBFC9		100%
SW9062	175-C4	6F9DB3		100%

Locator Number is a reference number for the Sherwin Williams Color Fan or samples.
Refer to Citywide Design Standards Chapter 9, Building Face & Roof Colors, for other color requirements.

SW#### - Indicates Previously Approved Colors by Ordinance 09-038 for reference.

SW#### - Indicates Previously Approved Colors for Trim Only by Ordinance 09-038 for reference.

Table A-1. Sorted by Color #
APPROVED BUILDING COLORS

COLOR #	LOCATOR #	HEX	COLOR	MAX %
SW9063	177-C3	9BC8DE		100%
SW9064	178-C4	7C9AB5		20%
SW9065	179-C5	6487B0		5%
SW9066	180-C3	BBC5DE		20%
SW9067	181-C4	AFA5C7		20%
SW9068	182-C4	B3A1C6		20%
SW9069	183-C5	937496		5%
SW9070	184-C4	83A2B4		100%
SW9071	185-C4	7B99B0		100%
SW9072	186-C4	8595AA		100%
SW9073	187-C4	8990A3		100%
SW9074	188-C4	908A9B		20%
SW9075	189-C4	9A8CA2		20%
SW9076	190-C4	9B7E8B		20%
SW9077	191-C4	A38887		100%
SW9078	192-C4	A08882		100%
SW9079	193-C4	A2877D		100%
SW9080	194-C4	A8857A		100%
SW9081	195-C4	AE8E7E		100%
SW9082	196-C4	A58C7B		100%
SW9083	197-C4	9C8373		100%
SW9084	198-C4	A08E7E		100%
SW9085	199-C1	D5C7BA		100%
SW9086	199-C2	C6B5A7		100%
SW9087	199-C3	B9A796		100%
SW9088	199-C4	A58F7B		100%
SW9089	199-C5	917864		20%
SW9090	199-C6	785F4C		5%
SW9091	199-C7	604C3D		5%
SW9092	200-C4	A3846C		100%
SW9093	201-C4	A88E76		100%
SW9094	202-C1	DCC7B3		100%
SW9095	202-C2	D2B79E		100%
SW9096	202-C3	C5A88D		100%
SW9097	202-C4	B59778		100%
SW9098	202-C5	89674A		20%
SW9099	202-C6	725237		5%
SW9100	202-C7	765138		5%
SW9101	203-C1	DCC7AD		100%

COLOR #	LOCATOR #	HEX	COLOR	MAX %
SW9102	203-C2	CFB597		100%
SW9103	203-C3	C1A485		100%
SW9104	203-C4	B99974		100%
SW9105	203-C5	A78361		20%
SW9106	203-C6	946E48		5%
SW9107	203-C7	7B5838		5%
SW9108	204-C4	A78C71		100%
SW9109	205-C1	DFD3C3		100%
SW9110	205-C2	CFBEA9		100%
SW9111	205-C3	C0AD96		100%
SW9112	205-C4	AF987F		100%
SW9113	205-C5	A08568		20%
SW9114	205-C6	8F7659		5%
SW9115	205-C7	695239		5%
SW9116	206-C4	AB9579		100%
SW9117	207-C4	A4947E		100%
SW9118	208-C4	B9A47E		100%
SW9119	209-C1	DDD0B6		100%
SW9120	209-C2	CDBB9C		100%
SW9121	209-C3	C3B090		100%
SW9122	209-C4	B19F80		100%
SW9123	209-C5	9F8E71		20%
SW9124	209-C6	877459		5%
SW9125	209-C7	665439		5%
SW9126	211-C4	9D9887		100%
SW9127	212-C4	9E9985		100%
SW9128	213-C4	989A82		100%
SW9129	214-C4	909886		100%
SW9130	215-C4	95978A		100%
SW9131	216-C4	949488		100%
SW9132	217-C4	969C92		100%
SW9133	218-C4	8D9E97		100%
SW9134	219-C4	8B9FA0		100%
SW9135	220-C4	80969D		100%
SW9136	221-C1	CBD4D4		100%
SW9137	221-C2	B6C3C4		100%
SW9138	221-C3	A6B2B5		100%
SW9139	221-C4	90A0A6		100%
SW9140	221-C5	6F848C		20%

Locator Number is a reference number for the Sherwin Williams Color Fan or samples.
Refer to Citywide Design Standards Chapter 9, Building Face & Roof Colors, for other color requirements.

SW#### - Indicates Previously Approved Colors by Ordinance 09-038 for reference.

SW#### - Indicates Previously Approved Colors for Trim Only by Ordinance 09-038 for reference.

Table A-1. Sorted by Color #
APPROVED BUILDING COLORS

COLOR #	LOCATOR #	HEX	COLOR	MAX %
SW9141	221-C6	536872		5%
SW9142	221-C7	204652		5%
SW9143	222-C4	91999C		100%
SW9144	223-C1	C9D9E0		100%
SW9145	223-C2	B7C9D1		100%
SW9146	223-C3	9EB4C0		100%
SW9147	223-C4	8AA3B1		100%
SW9148	223-C5	708D9E		100%
SW9149	223-C6	4E7287		20%
SW9150	223-C7	32586E		5%
SW9151	224-C4	899CAA		100%
SW9152	225-C4	979FA5		100%
SW9153	226-C4	949194		100%
SW9154	226-C7	4F4D51		5%
SW9155	227-C4	989192		100%
SW9156	228-C4	8F8A91		100%
SW9157	229-C4	9D9093		20%
SW9158	230-C4	9D8D8E		20%
SW9159	231-C4	9F9291		100%
SW9160	232-C4	9E9089		100%
SW9161	234-C4	959BA0		100%
SW9162	235-C4	939899		100%
SW9163	236-C4	939591		100%
SW9164	237-C4	92948D		100%
SW9165	238-C1	D3CEC4		100%
SW9166	238-C2	DCD8D0		100%
SW9167	240-C4	9E9793		100%
SW9168	241-C4	988F85		100%
SW9169	242-C4	A09287		100%
SW9170	244-C4	9E9991		100%
SW9171	245-C4	979083		100%
SW9172	246-C4	958D7F		100%
SW9173	248-C1	C8BCAB		100%
SW9174	249-C4	A0907F		100%
SW9175	252-C4	393437		5%
SW9176	253-C1	2B4360		5%
SW9177	253-C2	234058		5%
SW9178	253-C3	283849		5%
SW9179	253-C7	2B3441		5%

COLOR #	LOCATOR #	HEX	COLOR	MAX %
SW9180	261-C4	E8DECD		100%
SW9182	277-C2	4B3029		5%
SW9183	277-C4	4C3D31		5%
SW9184	278-C3	454B40		5%
SW9185	279-C7	2E5464		5%
SW9186	291-C4	C29871		100%

Locator Number is a reference number for the Sherwin Williams Color Fan or samples.
Refer to Citywide Design Standards Chapter 9, Building Face & Roof Colors, for other color requirements.

SW#### - Indicates Previously Approved Colors by Ordinance 09-038 for reference.

SW#### - Indicates Previously Approved Colors for Trim Only by Ordinance 09-038 for reference.