



# Investing in Stormwater Solutions for a Safer City



# Agenda

- Current Stormwater Fees
- Status on Current Projects
- Review of Proposed CIP
- Solutions
- Next Steps

# Addressing Goal 5 of the Strategic Plan: High Quality Infrastructure and Facilities



In 2024 Community Survey storm water management was rated lower than our benchmark



51 % Rate our storm water management as good or excellent versus our nation benchmark

# Stormwater Fees

- Current Fee: \$183 per year (\$15.25 per month)
- This covers the following city services:
  - Maintenance and rehabilitation of system
  - Replacement of drainage system
  - Personnel & Equipment
  - Funding of capital program
  - Maintenance & inspection of existing Stormwater systems
  - According to the FSA Publication the City of Port Saint Lucie is ranked the 13th highest in the State of Florida at \$15.25 per ERU per month.

# FLORIDA'S 10 HIGHEST STORMWATER FEES

## OUT OF 125 PARTICIPATING CITIES

Jurisdiction	Acres	Population	Stormwater Fees 2020	Stormwater Fees 2024	ERU Size (Sq. Ft.)	Revenue Generated By Fee	FTEs
City of Key Colony Beach	285	4500	\$60.00	\$60.00	NA	\$197,000.00	0.12
City of Palm Coast	47458	86768	\$11.65	\$28.27	3,682	\$12,995,325	72
Town of Lake Park	1362	65000	NA	\$25.52	5,202	\$2,046,663	4
City of Green Cove Springs	4700	10000	\$3.50	\$25.00	3,000	\$1,580,564.00	2
City of Fort Lauderdale	23240	186219	\$21.52	\$23.68	NA	\$31,667,000	42
City of Winter Park	6509	30522	\$11.56	\$23.50	2,324	\$4,500,000	22
Village of Wellington	15294	60000	\$19.17	\$21.25	NA	\$6,400,000	14.8
City of Coral Gables	8384	49248	\$19.07	\$19.07	2,346	\$6,396,266	8
Village of Key Biscayne	800	13182	\$16.90	\$16.90	1,083	\$1,832,835	1.5
City of Satellite Beach	1890	17072	\$16.67	\$16.67	3,000	\$1,022,865	4

Data collected from the FSA 2024 Report

# THE CITY OF PORT ST. LUCIE AND SISTER CITIES STORMWATER FEES

Jurisdiction	Acres	Population	Stormwater Fees 2020	Stormwater Fees 2024	ERU Size (Sq. Ft.)	Revenue Generated By Fee	FTEs
City of Port St. Lucie	75600	212015	\$13.58	\$14.83	2,280	\$26,884,911	45
City of Cape Coral*	77000	220000	\$10.83	\$11.83	3,296	\$24,462,505.00	116
City of Gainesville*	41312	147865	\$10.40	\$11.00	2,300	\$9,852,200.00	67.1
City of Tallahassee*	142306	193551	\$8.83	\$10.06	1,990	\$20,682,626	96
City of Orlando*	71489	280832	\$9.99	\$9.99	2,000	\$24,829,798	85
City of St. Petersburg*	37920	250000	\$9.93	\$9.93	2,406	\$18,000,000.00	121
City of Lakeland*	47955	110000	\$9.26	\$9.72	5,000	\$8,715,000.00	30
City of Tampa*	75299	377165	\$6.83	\$6.83	3,310	\$17,487,162	103

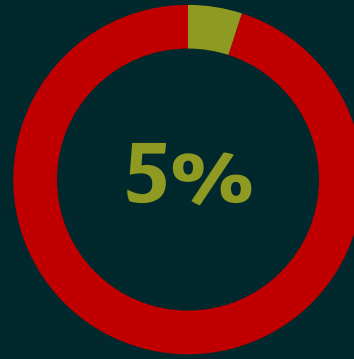
\* Sister City

Data collected from the FSA 2024 Report

# Current CIP Projects

- D-11 Canal Improvements: \$8,173,660 (underway with Floresta Ph. III)
- Floresta Dr. Ph. III Baffle Boxes: \$1,381,562 (underway with Floresta Ph. III)
- A-14 Water Control Structure: \$1,381,860 (on CC Agenda for June 23 for construction, construction to be completed by 2026)
- Watershed A & B Improvements: \$3,484,390 (on CC Agenda for June 23 for construction, construction to be completed by 2026)
- SE Whitmore Drive Baffle Box: \$1,019,000 (under construction, completion schedule for late 2025)





Start Date:  
12/16/24

End Date:  
12/16/27

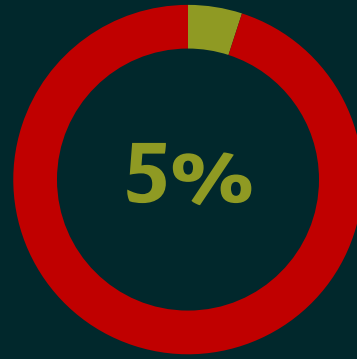
# D-11 CANAL IMPROVEMENTS

## Construction Phase:

- \$8.2M Contract

Construction of the canal improvements begins on 7/7/2025.





Start Date:  
12/16/2024

End Date:  
12/16/2027

# FLORESTA PH. III BAFFLE BOXES

## Construction Phase:

- **\$1.4M Contract**
  - \$924k FDEP SWAG Grant

Construction of the baffle boxes is in concurrence with the Floresta Phase 3 Project.



Start Date:  
Summer 2025

End Date:  
12/31/2026

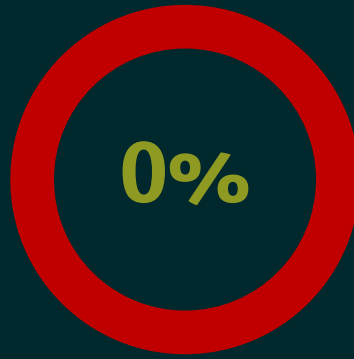
# A-14 WATER CONTROL STRUCTURE

## Construction Phase:

- **\$1.4M Contract**
  - \$525k FDEP SWAG Grant
  - \$100k State Water Quality Assistance
  - \$100k IRL Council

The project is included in the same contract as the Watershed A & B Improvements Project. The contract was approved by Council at the June 23, 2025 meeting and work will begin soon.





Start Date:  
Summer 2025

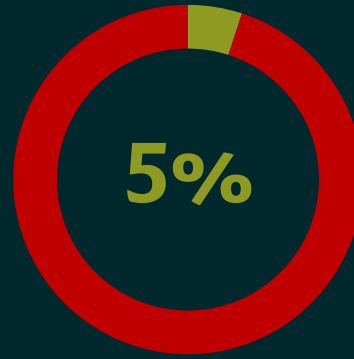
End Date:  
12/31/2026

# WATERSHED A&B IMPROVEMENTS

## Construction Phase:

- **\$3.5 M Contract**
  - \$2M FDEP Resilient Florida Grant
  - \$1.06M ARPA Grant

The project is included in the same contract as the A-14 Water Control Structure Project. The contract was approved by Council at the June 23, 2025 meeting and work will begin soon.



Start Date:  
06/17/2025

End Date:  
11/14/2025

# WHITMORE DR. BAFFLE BOX

## Construction Phase:

- **\$831k Contract**
- **\$188k Amended Cost**
  - \$458k FDEP SWAG Grant
  - \$458k ARPA Grant

Work recently commenced and the project was amended to add extensions of the pipes towards the downstream side to provide better access to the Elkcam Waterway.



# Proposed CIP FY 25/26

Oak Hammock Watershed Improvement Project (multi-year project)	\$ 2,000,000
Elkcam Basin Improvements (multi-year project)	2,000,000
Hog Pen Slough Water Control Structure Replacement	1,300,000
E-8 Downstream Repair of B-15	1,000,000
Accelerate Swale & Culvert Replacement	900,000
<b>Subtotal - Capital Projects</b>	<b>\$ 7,200,000</b>

*Short-term commercial paper will fund initial expenditures of feasibility studies and design. The commercial paper will be reimbursed upon issuance of long-term debt.*



0%

Start Date:  
10/1/2025

End Date:  
9/30/2030

# OAK HAMMOCK WATERSHED IMPROVEMENTS

**Planning, Design & Construction:**

- **\$32M Estimated**

Project will include a study to identify stormwater system improvements to decrease flooding and improve the level of resilience within the watershed.



# Port St. Lucie In the News...

## GALLERY: Port St. Lucie grapples with flooding caused by heavy rain

by Gershon Harrell | Luli Ortiz | Thu, September 19th 2024 at 7:44 PM  
Updated Thu, September 19th 2024 at 11:30 PM



Excessive rain fall along the Treasure Coast has caused the some roadway flooding and temporary road closures. (PSL)

### Six students safe after St. Lucie County school bus gets stuck at flooded intersection



25 WPBF NEWS Updated: 11:12 PM EDT Sep 19, 2024 Editorial Standards ⓘ







0%

Start Date:  
10/1/2025

End Date:  
9/30/2029

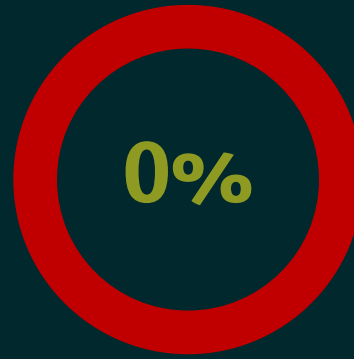
# ELKCAM BASIN IMPROVEMENTS

**Planning, Design & Construction:**

- **\$8.4M Estimated**

Project will include a study to determine the excavation limits needed throughout the entire waterway upstream of the outfall structure along with adjustments to existing control structures to improve water quality in the area.





Start Date:  
6/1/2026

End Date:  
3/1/2027

# HOG PEN SLOUGH WATER CONTROL STRUCTURE

**Construction Phase:**

- **\$1.3M Estimated**

Design is 50% complete with final design and permits to be completed by end of December 2025.





0%

Start Date:  
3/1/2026

End Date:  
12/31/2028

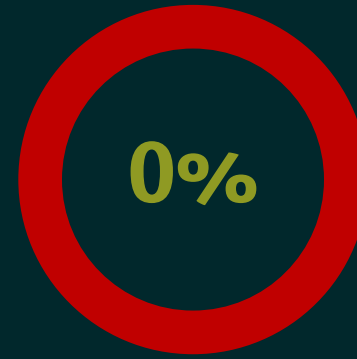

# E-8 CANAL IMPROVEMENTS

**Construction Phase:**

- **\$6M Estimated**

Project is designed with need to update permits prior to construction.





Start Date:  
10/1/2025

End Date:  
9/30/2030

# ACCELERATE SWALE & CULVERT PROGRAMS

**Construction Phase:**

- **\$4.3M Estimated**

Project will accelerate the existing swale rework and city owned culvert repair program. Note this will not complete the existing backlog.



# Solution: Make the Financial Investment



Address needs by utilizing the Stormwater Master Plan to guide the investments



Continue to invest in capital projects via a bonding tool



Bonding program has proven successful with previous EWIP & Utilities Services projects

# Assessment Breakdown

	Proposed Rate Plan	FY 25/26	FY 26/27	FY 26/27	FY 27/28	FY 28/29	FY 28/29	TOTAL
<b>Recommended \$6 per year</b>	Annual Fee Increase per ERU (Equivalent Residential Unit) per year	\$6.00	\$6.00	\$6.00	\$6.00	\$6.00	\$6.00	MAX \$36.00
	Single-Family Residential Stormwater Fee per year	\$189.00	\$195.00	\$201.00	\$207.00	\$213.00	\$219.00	\$219.00

The recommendation is in alignment with the 2021 Stormwater Fee Study completed by consultant Stantec. Staff has already had a coordination meeting with Culpepper and Terpening/ Stantec team to update the report for FY 2026. To ensure economic stability, staff recommends maintaining the above structure for FY 2026 and evaluating potential adjustments for FY 2027 based on the updated report.



# ASSESSMENT FEE RECOMMENDATION

\$6.00 increase per year

Allows for \$52 Million in Bonding

Projects that can be accomplished

- Oak Hammock Watershed Improvements
- Elkcam Basin Improvements
- Hogpen Slough Water Control Structure
- E-8 Canal Improvements
- Accelerate Swale & Culvert Programs (± \$4.3 Million)



# Next Steps

- Update to 2021 study for Stormwater Master Plan Costs with an Engineers Report is underway
- Finalize Assessment Letters and mail to the Public
- Preliminary Adoption of Assessment Rate at Summer Workshop
- Public Works coordinating documents with procurement for Oak Hammock Watershed Improvements
- Adopt a resolution in September
- October 1<sup>st</sup>, use commercial paper to fund projects