

Table of Contents



CIP Summary	1
CIP Projects Summary	5

General Fund Capital Improvement CIP #301

General Fund CIP Summary Sheet	9
Pocket Parks & Land Acquisition.....	13
Southern Grove Basin B Infrastructure (Planning, Design & Construction)	14
Police Department Body Worn Cameras	15
Police Department Training Facility - Phase I, II & III.....	16
Police Department SWAT Armored Personnel Carrier	17
Police Department Renovation - Phase 3 & 4.....	18
Police Department Evidence Building Renovation	19
M.F.E.C. Paver Repairs, Stabilization, Cleaning & Sealing.....	20
M.F.E.C. Parking Garage LED Lighting	21
M.F.E.C. Parking Garage Structural Repairs and Sealing	22
Impact Glass Installation (2 Phases)	23
Police Department Standby Chiller Replacement.....	24
Chilled Water Air Handler Unit Replacement	25
M.F.E.C. HVAC Controls and Upgrades	26
City Complex Chiller Plant HVAC Controls Integration	27
City Hall HVAC Controls Integration.....	28
M.F.E.C. LED Lighting	29
M.F.E.C. Roof - Install Roof Coating on all Membrane Roofing	30
Rear Building "B" Parking Lot Lights	31
City of Port St. Lucie Clinic Expansion	32
Community Center Playground ADA Equipment	33
The Port South Project - Master Sheet & Details.....	34
Citywide Trails Master Plan.....	43
Park Entrance Sign Replacement Phase III.....	44
Sportsman's Park Security Camera Upgrade	45
Sportsman's Park West Storage Building.....	46
Lyngate Park Interior & Exterior Lighting Improvements	47
Whispering Pines Park Back Lot Renovation.....	48
Sports Lighting - Various Parks.....	49
Whispering Pines Bleacher Shade Structures	50
Jessica Clinton Park Playground Replacement.....	51
Botanical Gardens Fence	52

Botanical Gardens Security Camera/WiFi	53
Botanical Gardens Secret Garden Pavers	54
Saints Irrigation Satellite Controller Upgrade	55
Cart Path and Practice Area Repairs	56
Saints Golf Course Drainage Project	57
Overflow Parking Lot Re-pavement	58

Road & Bridge CIP #304

Road & Bridge CIP Summary Sheet	59
Management Costs for CIP Projects	63
New Citywide Sidewalks	64
Traffic Calming	65
Curtis Street Sidewalks	66
Alcantarra Blvd Sidewalks	67
Public Works Facility	68
Peacock Improvements with Interchange	69
ADA Improvements	70
Signal Conversion	71
PSL Blvd South Segment 2.1 (Alcantarra to Darwin)	72
PSL Blvd South Segment 2.2 (Paar to Alcantarra)	73
PSL Blvd South Segment 1 (Becker to Paar)	74
PSL Blvd Adaptive Traffic Signals	75
Cameo Blvd & PSL Blvd Intersection Upgrades	76
Savona & Paar Intersection Improvements	77
Del Rio/California Intersection Improvements	78
Bayshore & Lakehurst Signalization	79
Gatlin Blvd Signal Improvements Phase I	80
Gatlin Blvd Signal Improvements Phase II	81
Tradition Parkway Lane Extension	82
Replace PW-3049 2006 Bucket Truck	83
Replace PW-5647 Platform Truck	84
Replace PW-8618 2006 Bucket Truck	85
Annual Resurfacing Program	86
Contract Repair / Improvements of Sidewalks	87
Village Green Drive Improvements	88
Port St. Lucie Blvd Resurfacing	89
Glenwood Rehabilitation	90
Pavement Condition Survey	91
Gatlin Pines – Roadway Reconstruction	92
NW E Torino Turn Lane Improvement	93
Road and Gateway Landscape Beautification	94
PSL Blvd Landscaping - Turnpike Bridge to Gatlin Blvd	95
Replace PW-8940 2007 Pothole Patch Truck	96
Replace PWD-2013 2005 Ford F-450 Pickup	97
Replace PWD-3871 2007 Ford F-450 Pickup PWD-45	98
Replace PWD-3870 2006 Ford F-450 Pickup PWD-07	99
Replace PWS-2930 2015 Tymco 600 Street Sweeper	100
Replace PW-4160 2016 Pothole Patch Truck	101

Parks Impact Fee CIP #305

Parks Impact Fee CIP Summary Sheet 103
Adventure Park 105
Torino Regional Park 106
Land Acquisition 107
Tradition Regional Park - Phase II 108

Parks MSTU CIP #307

Parks MSTU CIP Summary Sheet 109
First Responder's Neighborhood Park 111

Half Cent Sales Tax CIP #310

Half Cent Sales Tax CIP Summary Sheet 113
Paving Program 115
Sidewalk Improvements 116
Floresta 117
US 1 Improvements 118
California Intersection 119
California Widening 120

Stormwater Utility Fund CIP #401

Stormwater Utility Fund CIP Summary Sheet 121
Culvert Replacement 123
Design & Grant for Water Quality Projects 124
E-3 Canal Improvement Phase III 125
D-11 Canal Improvements 126
E-8 Downstream Repair of B-15 127
A-24 Water Control Structure 128
A-14 Water Control Structure 129
SWW-1 Control Structure 130
Property Acquisition for access to Water Control Structures 131
Veteran's Memorial Water Quality Phase III 132
Hogpen Slough Water Quality 133
Elkcam Basin Improvements 134
A-2 Pond Water Quality 135
Kingsway/Oakridge Basin Improvements 136
Airoso Conflict Structure Piping 137
C-24/Monterrey/Cameo Watershed Ponds 138
Public Works #3 Roof Replacement 139
Landsdowne Basin Improvements 140

Utilities Capital Improvement CIP #448

Utilities Capital Improvement CIP Summary Sheet 141
Clear Well & Generator Building at Prineville RO Plant 145
Four Western Reverse Osmosis Floridian Wells 146
Western Raw Water Main Phase I and 2 147
DIW #@ Prineville 2.5 mgd 148

Lime Plant Rehab	149
Water Quality Restoration Areas 1-7.....	150
Dredging of South Lake McCarty	151
PSL Blvd Phases 1 thru 4	152
Floresta Widening from Southbend to Prima Vista	153
Midway-Selvitz to Glades Cutoff.....	154
AC Pipe Replacement.....	155
Westport Treatment Plant & Force Main	156
4 Million Gallon Upset Tanks 1 and 2	157
Reuse to Injection Well to WP Pump Station to Glades	158
Tradition Reuse	159
Northport Booster Pump Force Main	160
Inflow and Infiltration of Gravity Mains.....	161
Mariposa Force Main	162
Naranja Low Pressure Main Phase 1-3	163
Club Med Force Main Phase 2 and 3	164

Capital Improvement Program (C.I.P.) Fund

The purpose of the Capital Improvement Program (CIP) is to promote advanced planning by department heads and managers and serves a tool to demands on revenues. The Capital Improvement Plan is reviewed and updated annually.

As part of the City's planning process, the City prepares and submits to the City Council a five-year proposed Capital Improvement Plan by fund in fiscal year 2021-22 through fiscal year 2025-26. Sources of funds and the project costs are shown per year. The series of funds that budget Capital Improvement Project is a capital asset or improvement that costs at least \$35,000 and has a useful life span of five years.

The City's Capital Budget is comprised of a five-year projection of future improvements to existing facilities, the acquisition of land and buildings, construction of major projects and equipment purchases.

Capital improvements include the infrastructure that all cities need to have in place to provide essential and quality of life services to current and future residents, businesses, and to support tourism. They are also designed to prevent the deterioration of the City's existing infrastructure for the benefit of our citizens.

Examples of projects which are considered capital improvements include:

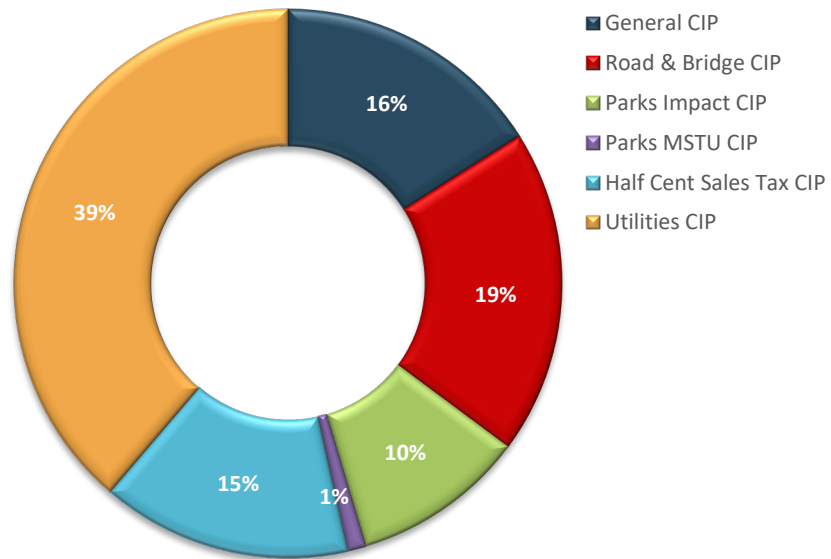
- Parks, trails, pools, recreation centers, playground equipment, sports fields, tennis and pickleball courts.
- Police stations.
- Storm water drainage and flood control projects.
- Office buildings.
- Streets, traffic lights, and sidewalks.
- Landscape beautification projects.
- Water treatment plants, transmission pipes, storage facilities, and pump stations.

At the start of the budget preparation process, project request forms are submitted to and completed by the departments separately from their operating budget requests. These forms provide the Finance Department the projects scheduled for the next fiscal year and any changes that are requested from the previous five-year plan. These changes include requests for new projects or modifications to projects already forecasted in the plan. Departments are required to give a description of the project, estimated costs and justification, funding resources and impact on the City's annual operating budget.

The operating budget and Capital Improvement Plan are closely linked. The obvious connection is the fact that the operating budget assumes the cost of maintaining and operating new facilities or equipment that are procured under the Capital Improvement Plan.

The total capital expenditures requested for fiscal year 2021-22 through fiscal year 2025-26 is \$367,924,380.

Proposed Five-Year Capital Expenditure Plan \$367,924,380



General CIP Fund

This fund is for the capital improvement projects related to those departments of the General Fund. The primary project being funded is The Port Project which includes design, historic homes renovations, construction of boardwalk under PSL, conservation tract improvements and middle parcel improvements. The final phase of The Port Project should be completed in fiscal year 2023-2024. The only designated funding available for this project is fund balance, grant revenue and interfund transfers from the Parks Impact Fee Fund and SAD Funds. The other projects being funded are the renovation of the Police Office, design for a storage building at Building “B”. Other projects that are being supported by fund transfers are pocket parks and land acquisition, Police Department first floor renovations, building maintenance and parks projects.

Road & Bridge CIP Fund

This Capital Improvement Fund has two significant revenues. There are two levels of additional gas tax totaling five cents per gallon sold which is expected to generate \$4.1 million in FY 2021-22. Road Impact fees are projected to bring in \$4.5 million. There are grants and developer contributions totaling \$3 million for next year plus nearly \$5.4 million is projected as a cash carryforward balance.

One of the many projects in this plan is the annual resurfacing program, which is requested at \$3.5 million in fiscal year 2021-22. The City is planning to spend \$19.5 million on resurfacing over the five-year plan. Sidewalk projects total \$1.4 million for 2021-22. The City continues to make strides at expanding pedestrian facilities throughout the city. There are numerous other smaller projects that are budgeted such as bridge repairs, lighting improvements plus \$15 million in FY 2021-22 for the Public Works Facility.

Parks Impact Fee CIP Fund

The Parks Impact Fees is projected to generate \$3 million in FY 2021-22. This revenue continues to improve as the construction industry and economy improves. A carryforward balance of \$2,305,701 and interest income of \$25,000 is projected to create a total of \$5,461,701. There are other projects requested in this plan such as Adventure Park, Torino Regional Park and Tradition Regional Park that will be designed and constructed over the five-year plan. This fund is fueled by the economy and as the economy grows projects on the unfunded list can possibly move up or be funded in years which fall beyond this plan.

Parks MSTU CIP Fund

This CIP Fund tracks the financial activity associated with the countywide property tax rate of 0.25 that passed with a voter referendum. This dedicated Millage Rate was later reduced to 0.2313 due to tax reform requirements from the State of Florida. The revenue is projected to be \$2.7 million in FY 2021-22 with slight growth in future years. Due to the City's CRA falling short to cover the debt service on the Civic Center, the Parks MSTU revenue will be used for such. The City will transfer \$1.8 million to the CRA Fund in FY 2021-22.

Half-Cent Sales Tax CIP Fund

The Half-Cent Sales Tax was approved by voters in November 2018 to improve roads and rivers and build more sidewalks. The half-cent sales tax increase will expire in 2028-29 and is estimated to generate \$18.6 million annually with 15 to 20 percent of the revenue generated by visitors from outside of St. Lucie County. The estimated revenue generated for City funded projects for FY 2021-22 is \$8.4 million. This fund will also require internal borrowing to fast track sidewalk improvements, and roadway improvements for Floresta.

Stormwater CIP Projects

The Stormwater CIP is not a standalone Fund. These projects are included in the Stormwater Fund with operating expenses which balance against the Stormwater Fee. The projects in the five-year plan include large culvert replacement for failed culverts under roadways, property acquisition for access to Water Control Structures, the side lot ditch program and water quality projects.

Utilities CIP Fund

The Utilities CIP Funds main purpose is to set aside designated reserves to plan for future upgrades of the Utilities System. This fund is projected to generate funding sources of \$39,043,629 in FY 2021-22. The funding sources include grant revenue, cash carryforward and transfers from the Utility Operating and Water and Sewer Capital Facility Funds. Some of the projects in this plan consist of Water Quality Restoration for water storage impoundments, upgrade of Westport Wastewater Plant and connection of four wells to the JEA water plant in order to maintain permitted capacity. Also, as noted the Utilities Department have provided a list of future projects beyond the five-year plan.

Page Intentionally Left Blank



"A City for All Ages"

**CITY OF PORT ST. LUCIE
CAPITAL IMPROVEMENT PROJECTS
FIVE-YEAR PROJECTION**

Project/Description	FY 2021-22	FY 2022-23	FY 2023-24	FY 2024-25	FY 2025-26
GENERAL CIP FUND #301					
Pocket Parks & Land Acquisition	\$ 400,000	\$ -	\$ -	\$ -	\$ -
Southern Grove Basin B Infrastructure (Planning, Design & Construction)	2,685,000	3,145,500	2,976,750	3,357,113	9,450,561
Body Worn Cameras	783,529	365,494	310,494	310,494	310,494
Training Facility - Phase I, II & III	3,008,000	5,740,000	-	-	-
SWAT Armored Personnel Carrier	305,000	-	-	-	-
Police Department Renovation - Phase 3 & 4	250,000	-	-	-	-
Third Floor CSI/CID Area Renovation	200,000	-	-	-	-
M.F.E.C. Paver Repairs, Stabilization, Cleaning & Sealing	325,000	-	-	-	-
M.F.E.C. Parking Garage LED Lighting	100,000	-	-	-	-
M.F.E.C. Parking Garage Structural Repairs and Sealing	500,000	500,000	500,000	500,000	500,000
Impact Glass Installation (2 Phases)	-	-	-	250,000	250,000
Police Department Standby Chiller Replacement	-	-	-	-	95,000
City Hall Chilled Water Air Handler Unit Replacement (7 Each)	-	-	100,000	100,000	100,000
MID Florida Event Center (M.F.E.C.) HVAC Controls and Upgrades	-	-	-	-	90,000
City Complex HVAC Chiller Plant Controls Integration	-	-	-	-	35,000
City Hall HVAC Controls Integration	-	-	-	-	60,000
M.F.E.C. LED Lighting	-	-	-	-	405,000
M.F.E.C. Roof - Install Roof Coating on all Membrane Roofing	-	-	-	-	193,000
Rear Building "B" Parking Lot Lights	160,000	-	-	-	-
City of Port St. Lucie Clinic Expansion	300,000	-	-	-	-
Community Center Playground ADA Equipment	150,000	-	-	-	-
The Port South Project - Master Sheet	9,625,000	2,274,000	500,000	-	-
Citywide Trails Master Plan	500,000	-	-	-	-
Park Entrance Sign Replacement Phase II	92,500	-	-	-	-
Sportsman's Park Security Upgrade	475,000	-	-	-	-
NEW PROJECT FY20/21 - Sportsman's Park West Storage Building	450,000	-	-	-	-
Lyngate Park Interior & Exterior Lighting Improvements	-	-	-	-	187,000
Whispering Pines Park Back Lot Renovation	-	40,000	-	-	-
NEW PROJECT FY20/21 - Sports Lighting - Various Parks	-	-	782,000	370,000	-
NEW PROJECT FY 20/21 - Whispering Pines Bleacher Shade Structures	-	258,000	320,000	-	-
Jessica Clinton Park Playground Replacement	-	853,000	-	-	-
Botanical Gardens Fence	-	120,000	-	-	-
Botanical Gardens Security Camera/WiFi	362,000	-	-	-	-
Botanical Gardens Secret Garden Pavers	77,000	-	-	-	-
Saints Irrigation Satellite Controller Upgrade	155,000	-	-	-	-
Cart Path and Practice Area Repairs	50,000	195,000	-	-	-
Drainage (\$2,165,000) - Grant Match of \$1,299,000/\$300,000 transfer from #401-					
Stormwater	2,165,000	-	-	-	-
Overflow Parking Lot Repavement	-	225,000	-	-	-
Total General CIP	\$ 23,118,029	\$ 13,715,994	\$ 5,489,244	\$ 4,887,607	\$ 11,676,055

ROAD & BRIDGE CIP FUND #304					
Mangament Costs for CIP Projects	\$ 100,000	\$ 100,000	\$ 100,000	\$ 100,000	\$ 100,000
New Ctiywide Sidewalks	750,000	1,000,000	1,000,000	1,000,000	1,000,000
Traffic Calming	250,000	250,000	250,000	250,000	250,000
Curtis Street Sidewalks	317,909	-	-	-	-
Alcantarra Blvd Sidewalks	330,886	-	-	-	-
Public Works Facility	15,000,000	-	-	-	-
Peacock Improvements with Interchange	-	300,000	1,000,000	-	2,000,000
ADA Improvements	40,000	40,000	40,000	40,000	40,000
Signal Conversion	200,000	200,000	200,000	200,000	200,000
PSL Blvd South Segment 2.1 (Alcantarra to Darwin)	-	250,000	-	-	-
PSL Blvd South Segment 2.2 (Paar to Alcantarra)	-	-	-	4,650,000	-
PSL Blvd South Segment 1 (Becker to Paar)	-	-	200,000	-	-
PSL Blvd Adaptive Traffic Signals (Bond Proceeds)	1,000,000	-	-	-	-
Cameo Blvd & PSL Blvd Intersection Upgrades	-	150,000	1,200,000	-	-
Savona & Paar Intersection Improvements	-	-	150,000	1,200,000	-
Del Rio/California Intersection Improvements	-	-	-	-	250,000
Bayshore & Lakehurst Signalization	100,000	800,000	-	-	-
Gatlin Blvd Signal Improvements Phase I	-	314,000	-	-	-
Gatlin Blvd Signal Improvements Phase II	-	-	314,000	-	-
Tradition Parkway Lane Extension	350,000	-	-	-	-
Replace PW-3049 2006 Bucket Truck	220,000	-	-	-	-

Project/Description	FY 2021-22	FY 2022-23	FY 2023-24	FY 2024-25	FY 2025-26
ROAD & BRIDGE CIP FUND #304 - CONTINUED					
Replace PW-5647 Platform Truck	180,830	-	-	-	-
Replace PW-8618 2006 Bucket Truck	-	264,075	-	-	-
Annual Resurfacing Program	3,500,000	4,000,000	4,000,000	4,000,000	4,000,000
Contract Repair / Improvements of Sidewalks	750,000	500,000	500,000	500,000	500,000
Village Green Drive Improvements	300,000	-	-	-	-
Port St. Lucie Blvd Resurfacing	-	500,000	-	-	-
Glenwood Rehabilitation	-	-	-	500,000	-
Pavement Condition Survey	500,000	-	-	-	-
Gatlin Pines – Roadway Reconstruction	-	-	-	-	1,500,000
NW E Torino Turn Lane Improvements	-	-	1,000,000	-	-
Road and Gateway Landscape Beautification	-	-	-	-	50,000
PSL Blvd Landscaping - Turnpike Bridge to Gatlin Blvd	-	-	-	-	60,000
Replace PW-8940 2007 Pothole Patch Truck	300,000	-	-	-	-
Replace PWD-2013 2005 Ford F-450 Pickup	70,112	-	-	-	-
Replace PWD-3871 2007 Ford F-450 Pickup PWD-45	70,112	-	-	-	-
Replace PWD-3870 2006 Ford F-450 Pickup PWD-07	-	75,000	-	-	-
Replace PWS-2930 2015 Tymco 600 Street Sweeper	-	-	-	-	400,000
Replace PW-4160 2016 Pothole Patch Truck	-	-	-	-	400,000
Total Road & Bridge CIP	\$ 24,329,849	\$ 8,743,075	\$ 9,954,000	\$ 12,440,000	\$ 10,750,000

PARKS IMPACT FEE FUND #305					
Adventure Park (20-21) NEW to Plan	\$ 2,000,000	\$ -	\$ -	\$ -	\$ -
NEW PROJECT - Torino Regional Park	10,000,000	-	875,000	8,725,736	-
Land Acquisition	-	-	-	-	1,300,000
Tradition Regional Park - Phase II	10,000,000	-	-	-	-
Total Parks Impact Fee CIP	\$ 22,000,000	\$ -	\$ 875,000	\$ 8,725,736	\$ 1,300,000

PARKS MSTU #307					
Purchase of MidFlorida Event Center and Village Square	\$ 1,800,000	\$ 381,726	\$ -	\$ -	\$ -
First Responder's Neighborhood Park	-	-	875,000	875,000	-
Total Parks MSTU CIP	\$ 1,800,000	\$ 381,726	\$ 875,000	\$ 875,000	\$ -

HALF-CENT SALES TAX CIP FUND #310					
Paving Program	\$ 1,600,000	\$ 2,000,000	\$ 2,400,000	\$ 2,400,000	\$ 2,600,000
Sidewalk Improvements	1,100,000	1,100,000	1,100,000	1,100,000	1,100,000
Floresta	8,000,000	8,000,000	6,000,000	-	-
Financial Project Manager Position (1 FTE)	59,740	61,532	63,378	65,280	67,238
US 1 Improvements	1,500,000	-	-	-	-
California Intersection	-	-	-	220,000	1,780,000
California Widening	-	-	-	1,100,000	4,450,000
Total Half Cent Sales Tax CIP	\$ 12,259,740	\$ 11,161,532	\$ 9,563,378	\$ 4,885,280	\$ 9,997,238

STORMWATER CIP #401					
Large Culver Replacement	\$ 1,540,000	\$ 1,140,000	\$ 1,085,000	\$ 1,950,000	\$ 2,000,000
Design & Grant Coordination of Water Quality Projects	250,000	250,000	250,000	250,000	250,000
Glades Tree Farm Construction	-	-	-	-	-
E-3 Canal Improvements Phase III	-	-	-	-	2,416,700
D-11 Canal Improvements	-	-	-	-	3,421,667
E-8 Downstream repair of B-15	-	-	-	-	2,070,000
A-24 Water Control Structures	525,000	-	-	-	-
A-14 Water Control Structures	-	-	700,000	-	-
SWW-1 Control Structure	-	561,301	-	-	-
Property Acquisition for access to Water Control Structures	160,000	160,000	160,000	160,000	160,000
Veteran's Memorial Water Quality Phase III	-	-	-	-	1,100,000
Hog Pen Slough Water Quality	-	-	-	-	300,000
Elkcam Basin Improvements	-	-	-	-	767,436
A-2 Pond Water Quality	-	-	-	-	100,000
Kingsway/Oakridge Basin Improvements	-	-	-	-	737,477
Airosa Conflict Structure & Piping	-	-	-	-	114,600
C-24/Monterrey/Cameo Watershed Ponds	-	-	-	-	400,000
Public Works #3 Roof Replacement	75,000	-	-	-	-
Landsdowne Basin Improvements	-	-	-	-	107,157
Total Stormwater CIP	\$ 2,550,000	\$ 2,111,301	\$ 2,195,000	\$ 2,360,000	\$ 13,945,036

Project/Description	FY 2021-22	FY 2022-23	FY 2023-24	FY 2024-25	FY 2025-26
UTILITY CIP FUND #448					
Clear Well and Generator Bldg @ Prineville RO	\$ -	\$ 800,000	\$ -	\$ 8,700,000	\$ -
Four western RO wells	2,624,000	2,624,000	2,200,000	-	-
Western Raw Water Main Phase 2	5,450,000	-	-	-	-
DIW @ Prineville 2.5 mgd (7MM Fund /3MM Bond)	-	10,000,000	-	-	-
Lime Plant Rehabs	1,500,000	-	500,000	1,500,000	500,000
Water Quality Restoration (Area 5-77, 6-40 & 7-730 acre water storage impoundment)	1,068,000	988,858	5,563,000	7,500,000	-
Dredging of South Lake	2,000,000	2,000,000	2,000,000	-	-
PSL Blvd-Parr to Alcantarra Blvd	-	-	-	2,000,000	-
PSL Blvd-Parr to Becker	-	-	-	-	2,000,000
Floresta - Crosstown to Prima Vista	2,000,000	-	-	-	-
Midway-Selvitz to Glades Cutoff	-	1,900,000	-	-	-
AC Pipe Replacement	1,000,000	1,000,000	1,000,000	1,000,000	1,000,000
Upgrade Westport Wastewater Force Main	14,500,000	-	-	-	-
Upgrade Westport Wastewater Plant (\$7.5MM SAD/ \$3MM Bond)	-	10,500,000	-	-	-
4 M Gallon Upset Tank	-	600,000	6,000,000	-	3,000,000
Reuse to IW to WPPS to GL	160,000	906,000	-	-	-
Tradition Reuse line running 1 mile SW of C24 Canal South to Glades WW	3,100,000	-	-	-	-
Northport Booster Pump Force Main to Glades Upgrades Phase 1-6	4,182,100	2,503,300	5,544,600	3,443,100	-
I&I Southport Area /Eastport Area/Step Systems	1,000,000	4,000,000	4,000,000	4,000,000	4,000,000
Mariposa (WW-02)	300,000	-	-	-	-
Naranja Low Pressure Main Phase 3	159,529	-	-	-	-
Club Med FM Phase 2&3	-	104,000	129,000	-	-
Total Utilities CIP	\$ 39,043,629	\$ 37,926,158	\$ 26,936,600	\$ 28,143,100	\$ 10,500,000
Total	\$ 125,101,247	\$ 74,039,786	\$ 55,888,222	\$ 62,316,723	\$ 58,168,329

Page Intentionally Left Blank



"A City for All Ages"



CITY OF PORT ST. LUCIE
GENERAL FUND CAPITAL IMPROVEMENT BUDGET - #301
FIVE YEAR PROJECTIONS
FY 2021-22 PROPOSED BUDGET

2021-2022 2022-2023 2023-2024 2024-2025 2025-2026 2026-2027 2027-2028 2028-2029 2029-2030 2030-2031

REVENUES:	2021-2022	2022-2023	2023-2024	2024-2025	2025-2026	2026-2027	2027-2028	2028-2029	2029-2030	2030-2031
Budgeted Cash Carryforward - Savings from prior year	\$ 2,349,836	\$ 6,313,973	\$ -	\$ -	\$ -	\$ -	\$ (5,247,142)	\$ (9,472,970)	\$ (13,457,094)	\$ (11,690,500)
Interfund Transfer from the GFC Fund #108	2,685,000	2,895,500	2,726,750	3,107,113	9,200,561	-	-	-	-	-
Grant - DEO (potential award)	-	250,000	250,000	250,000	250,000	-	-	-	-	-
Grant - FIND (potential)	69,700	-	-	-	-	-	-	-	-	-
Grant - Special Category - Historic Grant	250,000	250,000	250,000	-	-	-	-	-	-	-
Grant - Golf Course Drainage	400,000	-	-	-	-	-	-	-	-	-
Bond Proceeds	1,299,000	-	-	-	-	-	-	-	-	-
Fund Transfer - General Fund Operating Fund 001	8,748,000	-	-	-	-	-	-	-	-	-
Fund Transfer - Neighborhood Planning Fund #127	1,752,529	1,951,921	1,980,000	1,497,350	2,191,687	2,000,000	2,000,000	2,000,000	2,000,000	2,000,000
Fund Transfer- SAD Fund #150	400,000	-	-	-	-	-	-	-	-	-
Fund Transfer - SAD Fund #151	380,337	-	-	-	-	-	-	-	-	-
Fund Transfer - Tesoro SAD #152	1,360,000	552,500	-	-	-	-	-	-	-	-
Fund Transfer - Glassman SAD #153 one time parks projects	6,540,300	724,000	-	-	-	-	-	-	-	-
Fund Transfer - Combined SAD #158	1,172,000	597,500	-	-	-	-	-	-	-	-
Fund Transfer - Building Department Fund #110	735,300	150,000	250,000	-	-	-	-	-	-	-
Fund Transfer - Stormwater Fund #401 (Golf Course Drainage)	460,000	-	-	-	-	-	-	-	-	-
Fund Transfer - Conservation Trust Fund #608	300,000	-	-	-	-	-	-	-	-	-
Interest Income	500,000	-	-	-	-	-	-	-	-	-
	30,000	30,600	32,494	33,144	33,807	34,483	35,173	35,876	36,594	37,325
Total Revenues	\$ 29,432,002	\$ 13,715,994	\$ 5,489,244	\$ 4,887,607	\$ 11,676,055	\$ 2,034,483	\$ (3,211,970)	\$ (7,437,094)	\$ (11,420,500)	\$ (9,653,175)

EXPENDITURES:

N.I.C.E. - 301-1520

Pocket Parks & Land Acquisition	\$ 400,000	\$ -	\$ -	\$ -	\$ -	\$ -	\$ -	\$ -	\$ -	\$ -
Sub-Totals	\$ 400,000	\$ -	\$ -	\$ -	\$ -	\$ -	\$ -	\$ -	\$ -	\$ -

GENERAL GOVERNMENT - #1900

SG Basin "B" Master Infrastructure Plan with 40% Design for Phases 3C, 4 & 5	\$ 640,000	\$ -	\$ -	\$ -	\$ -	\$ -	\$ -	\$ -	\$ -	\$ -
SG Wetland Impacts (Cut & Fill)	660,000	-	-	-	-	-	-	-	-	-
Phase 3A Hegener Dr. Extension (Construction, CEI, Contingency)	1,385,000	-	-	-	-	-	-	-	-	-
Phase 3B Hegener Dr Extension & Lake (Design, Construction, CEI, Contingency)	-	3,145,500	-	-	-	-	-	-	-	-
Phase 3C Hegener Dr Extension & Lake (Final Design/Build)	-	-	2,976,750	-	-	-	-	-	-	-
Phase 4 Hegener Dr Extension (Final Design/Build)	-	-	-	3,357,113	-	-	-	-	-	-
Phase 5 Hegener/Marshall extension & Lake (Final Design/Build)	-	-	-	-	9,450,561	-	-	-	-	-
	\$2,685,000	\$3,145,500	\$2,976,750	\$3,357,113	\$9,450,561	\$ -	\$ -	\$ -	\$ -	\$ -

POLICE DEPARTMENT - COMMUNITY SVCS. 301-2105

Body Worn Cameras

- Note 1: Training Facility - Phase I, II & III
- SWAT Armored Personnel Carrier (Use of Reserves from 19-20)
- Police Department Renovation - Phase 3 & 4
- P.D. Mobile Command Post
- Main PD Bldg Parking Garage
- NEW PROJECT - Evidence Building - Finish

Priority #1	\$ 783,529	\$ 365,494	\$ 310,494	\$ 310,494	\$ 310,494	\$ -	\$ -	\$ -	\$ -	\$ -
Priority #2	3,008,000	5,740,000	-	-	-	-	-	-	-	-
Priority #3	305,000	-	-	-	-	-	-	-	-	-
Priority #4	250,000	-	-	-	-	-	-	-	-	-
Priority #6	-	-	-	-	-	350,000	-	-	-	-
Priority #7	-	-	-	-	-	-	4,000,000	5,750,000	-	-
	200,000	-	-	-	-	-	-	-	-	-
Sub-Totals	\$ 4,546,529	\$ 6,105,494	\$ 310,494	\$ 310,494	\$ 310,494	\$ 350,000	\$ 4,000,000	\$ 5,750,000	\$ -	\$ -



CITY OF PORT ST. LUCIE
GENERAL FUND CAPITAL IMPROVEMENT BUDGET - #301
FIVE YEAR PROJECTIONS
FY 2021-22 PROPOSED BUDGET

2021-2022 2022-2023 2023-2024 2024-2025 2025-2026 2026-2027 2027-2028 2028-2029 2029-2030 2030-2031

Note: Red Lettering = New Projects

FACILITIES MAINTENANCE #4135

- M.F.E.C. Paver Repairs, Stabilization, Cleaning & Sealing
- NEW PROJECT - M.F.E.C. Parking Garage LED Lighting Upgrade (Use of Reserves in PY 19-20)**
- NEW PROJECT - M.F.E.C. Parking Garage Structural Repairs and Sealing**
- NEW PROJECT - Impact Glass Installation (2 Phases)**
- NEW PROJECT - Police Department Standby Chiller Replacement**
- NEW PROJECT - Chilled Water Air Handler Unit Replacement (7 Each)**
- NEW PROJECT - MID Florida Event Center (M.F.E.C.) HVAC Controls and Upgrades**
- NEW PROJECT - City Hall HVAC Chiller Plant Controls Integration**
- NEW PROJECT - HVAC Controls Integration**
- NEW PROJECT - M.F.E.C. LED Lighting**
- NEW PROJECT - M.F.E.C. Roof - Install Roof Coating on all Membrane Roofing**
- NEW PROJECT - Standby Chiller Replacement - City Hall**
- NEW PROJECT - LED Lighting Upgrade (Interior City Hall)**
- NEW PROJECT - Police Department LED Lighting Upgrade**

Priority #1	\$ 325,000	\$ -	\$ -	\$ -	\$ -	\$ -	\$ -	\$ -	\$ -	\$ -
Priority #2	100,000	-	-	-	-	-	-	-	-	-
Priority #3	500,000	500,000	500,000	500,000	500,000	-	-	-	-	-
Priority #4	-	-	-	250,000	250,000	-	-	-	-	-
Priority #6	-	-	-	-	95,000	-	-	-	-	-
Priority #7	-	-	100,000	100,000	100,000	50,000	-	-	-	-
Priority #8	-	-	-	-	90,000	-	-	-	-	-
Priority #9	-	-	-	-	35,000	-	-	-	-	-
Priority #10	-	-	-	-	60,000	-	-	-	-	-
Priority #11	-	-	-	-	405,000	-	-	-	-	-
Priority #13	-	-	-	-	193,000	-	-	-	-	-
Priority #14	-	-	-	-	-	180,000	-	-	-	-
Priority #15	-	-	-	-	-	322,000	-	-	-	-
Priority #16	-	-	-	-	-	220,000	-	-	-	-
Sub-Totals	\$ 925,000	\$ 500,000	\$ 600,000	\$ 850,000	\$ 1,728,000	\$ 772,000	\$ -	\$ -	\$ -	\$ -

BUILDING DEPARTMENT - ADMINISTRATION 301-2405

- NEW PROJECT - Rear Building "B" Parking Lot Lights**
- NEW PROJECT - City of Port St. Lucie Clinic Expansion - Building Department**

Sub-Totals	\$ 160,000	\$ -	\$ -	\$ -	\$ -	\$ -	\$ -	\$ -	\$ -	\$ -
	300,000	-	-	-	-	-	-	-	-	-
Sub-Totals	\$ 460,000	\$ -	\$ -	\$ -	\$ -	\$ -	\$ -	\$ -	\$ -	\$ -

Note: Red Lettering = New Projects

PARK & RECREATION 301-7201

- NEW PROJECT - Community Center Playground ADA Equipment**
- NEW PROJECT - Community Center Parking Lot Repair**

Priority #1 (Parks)	\$ 150,000	\$ -	\$ -	\$ -	\$ -	\$ -	\$ -	\$ -	\$ -	\$ -
	-	-	-	-	-	-	-	-	-	-
	\$ 150,000	\$ -	\$ -	\$ -	\$ -	\$ -	\$ -	\$ -	\$ -	\$ -

THE PORT PROJECT - 001-7210

- **The Port - Historic Homes - Change in Project Costs
- **The Port - Boardwalk under PSL - Change in Project Costs
- The Port - Playground Placemaker & Construction
- **The Port - Middle parcel improvements - Change in Project Costs
- **The Port - Conservation Tract Improvements - Change in Project Costs
- NEW PROJECT - The Port Boardwalk Security Cameras Phase I**
- NEW PROJECT - The Port Middle Tract Security Cameras Phase II**
- The Port - Promenade

	\$ 500,000	\$ 500,000	\$ 500,000	\$ -	\$ -	\$ -	\$ -	\$ -	\$ -	\$ -
	1,130,000	-	-	-	-	-	-	-	-	-
	2,500,000	-	-	-	-	-	-	-	-	-
	3,130,000	-	-	-	-	-	-	-	-	-
	1,860,000	-	-	-	-	-	-	-	-	-
	405,000	-	-	-	-	-	-	-	-	-
	-	624,000	-	-	-	-	-	-	-	-
	100,000	1,150,000	-	-	-	-	-	-	-	-
The Port - Master Subtotal	\$ 9,625,000	\$ 2,274,000	\$ 500,000	\$ -	\$ -	\$ -	\$ -	\$ -	\$ -	\$ -



**CITY OF PORT ST. LUCIE
GENERAL FUND CAPITAL IMPROVEMENT BUDGET - #301
FIVE YEAR PROJECTIONS
FY 2021-22 PROPOSED BUDGET**

2021-2022 2022-2023 2023-2024 2024-2025 2025-2026 2026-2027 2027-2028 2028-2029 2029-2030 2030-2031

PARK & RECREATION 301-7210

- NEW PROJECT - Citywide Trails Master Plan
- Park Entrance Sign Replacement Phase III
- Sportsman's Park Security Upgrade
- NEW PROJECT FY20/21 - Sportsman's Park West Storage Building
- Lyngate Park Interior & Exterior Lighting Improvements
- Whispering Pines Park Back Lot Renovation
- NEW PROJECT FY 20/21- Lake Harvey Fitness Stations
- NEW PROJECT FY20/21 - Sports Lighting - Various Parks
- NEW PROJECT FY 20/21 - Whispering Pines Bleacher Shade Structures
- Jessica Clinton Park Playground Replacement
- NEW PROJECT - Jessica Clinton Park Softball Concession Bldg
- NEW PROJECT - Jessica Clinton Park Football Concession Bldg
- NEW PROJECT - Jessica Clinton Park Baseball Field Drainage Improvements

- Priority #1 (Parks) Grant??
- Priority #4
- Priority #8
- Priority #5 (City Manager)

\$ 500,000	\$ -	\$ -	\$ -	\$ -	\$ -	\$ -	\$ -	\$ -	\$ -
92,500	-	-	-	-	-	-	-	-	-
475,000	-	-	-	-	-	-	-	-	-
450,000	-	-	-	-	-	-	-	-	-
-	-	-	-	187,000	-	-	-	-	-
-	40,000	-	-	-	305,000	-	-	-	-
-	-	-	-	-	120,000	-	-	-	-
-	-	782,000	370,000	-	-	-	-	-	-
-	258,000	320,000	-	-	-	-	-	-	-
-	853,000	-	-	-	-	-	-	-	-
-	-	-	-	-	888,000	-	-	-	-
-	-	-	-	-	2,722,625	-	-	-	-
-	-	-	-	-	1,425,000	-	-	-	-
Sub-Totals	\$ 1,517,500	\$ 1,151,000	\$ 1,102,000	\$ 370,000	\$ 187,000	\$ 5,460,625	\$ -	\$ -	\$ -

PARK & RECREATION 301-7215

- Botanical Gardens Fence
- NEW PROJECT - Botanical Gardens Event Lawn Restrooms
- NEW PROJECT - Botanical Gardens Security Camera/WiFi
- NEW PROJECT - Botanical Gardens Secret Garden Pavers

- Priority #9
- Priority #6
- Priority #7

\$ -	\$ 120,000	\$ -	\$ -	\$ -	\$ -	\$ -	\$ -	\$ -	\$ -
-	-	-	-	-	325,000	-	-	-	-
362,000	-	-	-	-	-	-	-	-	-
77,000	-	-	-	-	-	-	-	-	-
Sub-Totals	\$ 439,000	\$ 120,000	\$ -	\$ -	\$ -	\$ 325,000	\$ -	\$ -	\$ -

PARK & RECREATION 301-7216

- NEW PROJECT - McCarty Ranch Preserve Master Plan
- NEW PROJECT - McCarty Ranch Campsite Preserve Electric Service
- NEW PROJECT - McCarty Ranch Campsite Water
- NEW PROJECT - McCarty Ranch Preserve Mobile Home for P.D.
- NEW PROJECT - McCarty Ranch Preserve Maintenance Building

\$ -	\$ -	\$ -	\$ -	\$ -	\$ 150,000	\$ -	\$ -	\$ -	\$ -
-	-	-	-	-	-	367,000	-	-	-
-	-	-	-	-	-	169,000	-	-	-
-	-	-	-	-	-	-	270,000	-	-
Sub-Totals	\$ -	\$ -	\$ -	\$ -	\$ 150,000	\$ 536,000	\$ 270,000	\$ 270,000	\$ -

GOLF COURSE - #7250 - MAINTENANCE

- NEW PROJECT - Saints Irrigation Satellite Controller Upgrade
- NEW PROJECT - Cart Path and Practice Area Repairs
- Drainage (\$2,165,000) - Grant Match of \$1,299,000/\$300,000 transfer from #401-Stormwater
- NEW PROJECT - New Parking Lot and Dumpster Area
- NEW PROJECT - Pump Station Building Replacement
- NEW PROJECT - Irrigation System Rebuild
- NEW PROJECT - Banquet Hall Gazebo
- NEW PROJECT - Starter Area Rebuild
- NEW PROJECT - Overflow Parking Lot Repavement

- Priority #2
- Priority #3
- Priority #10 (City Manager)

\$ 155,000	\$ -	\$ -	\$ -	\$ -	\$ -	\$ -	\$ -	\$ -	\$ -
50,000	195,000	-	-	-	-	-	-	-	-
2,165,000	-	-	-	-	-	-	-	-	-
-	-	-	-	-	46,000	-	-	-	-
-	-	-	-	-	-	125,000	-	-	-
-	-	-	-	-	-	1,600,000	-	-	-
-	-	-	-	-	89,000	-	-	-	-
-	-	-	-	-	89,000	-	-	-	-
Sub-Totals	\$ 2,370,000	\$ 420,000	\$ -	\$ -	\$ -	\$ 224,000	\$ 1,725,000	\$ -	\$ -

GENERAL CIP FUND TOTALS

\$ 23,118,029	\$ 13,715,994	\$ 5,489,244	\$ 4,887,607	\$ 11,676,055	\$ 7,281,625	\$ 6,261,000	\$ 6,020,000	\$ 270,000	\$ -
---------------	---------------	--------------	--------------	---------------	--------------	--------------	--------------	------------	------

Fund Transfer to 001 -

\$ -	\$ -	\$ -	\$ -	\$ -	\$ -	\$ -	\$ -	\$ -	\$ -
\$ -	\$ -	\$ -	\$ -	\$ -	\$ -	\$ -	\$ -	\$ -	\$ -

Designated CIP Reserve

\$ 6,313,973	\$ -	\$ -	\$ -	\$ -	\$ -	\$ -	\$ -	\$ -	\$ -
--------------	------	------	------	------	------	------	------	------	------

SURPLUS/<DEFICIT>

\$ -	\$ -	\$ -	\$ -	\$ -	\$ (5,247,142)	\$ (9,472,970)	\$ (13,457,094)	\$ (11,690,500)	\$ (9,653,175)
------	------	------	------	------	----------------	----------------	-----------------	-----------------	----------------

Note 1: P.D. Training Facility - Debt Services payment is based on borrowing \$9M over a 30 year period at 4%, which includes soft costs (this is a preliminary estimate and will be increased or reduced based on bond market). Repayment will be budgeted in FY 2022-23 @527,066 annually.
 Note: Red Lettering = New Projects



"A City for All Ages"

Page Intentionally Left Blank

CITY OF PORT ST. LUCIE - **NEW PROJECT** CAPITAL IMPROVEMENT PROJECT REQUEST FORM



PROJECT TYPE: NEW PROJECT PROJECT CHANGE/UPDATE

Department/Division: Neighborhood Services
Contact Person: Alessandra Tasca
Phone #/Extension: Extn 7395
Fund Number: 301-1520

Project Title: Pocket Parks & Land Acquisition
Project Number: N/A
Amount Spent-to-Date:



Project Justification

Project Description & Scope: Funding for the creation of 4-5 small neighborhood common spaces (aka pocket parks). Creating vibrant communities by providing funding for the creation of small neighborhood common spaces (aka pocket parks) thru the NICE program. The funding will also be used, when appropriate, to acquire land as necessary to further the NICE pocket park project and contribute to the City's green space inventory.

Purpose: Policy Directives
City Council Goal: Vibrant neighborhoods.

Return on Investment (ROI) Considerations

Payback Period (ROI): Project will enhance the quality of life or quality of governmental services for our citizens.

ROI: Project will enhance the quality of life or quality of governmental services for our citizens. A pocket park (also known as a parkette, mini-park, vest-pocket park or vesty park) is a small park accessible to the general public. Pocket parks are frequently created on a single vacant lot or on small, irregular pieces of land. This project will help further the goals of the Parks and Recreation 10 year Master Plan as well as the NICE program's mission. Our research and collaboration with the City of Miami and other developed areas has suggested that the City take steps now to preserve land that may be needed for the future. Other communities are spending top dollar to acquire scarce vacant land to develop pocket parks.

Financial Information

Funding Sources						
Funding Type	FY 2021-22	FY 2022-23	FY 2023-24	FY 2024-25	FY 2025-26	
Interfund Transfer from Fund #127	\$ 400,000	\$ -	\$ -	\$ -	\$ -	\$ -
	-	-	-	-	-	-
Totals	\$ 400,000	\$ -	\$ -	\$ -	\$ -	\$ -

Capital Project Expenditures/Expenses						
Activity	FY 2021-22	FY 2022-23	FY 2023-24	FY 2024-25	FY 2025-26	
Design/Land Acquisiton/Pocket	\$ 400,000	\$ -	\$ -	\$ -	\$ -	-
Park Development	-	-	-	-	-	-
	-	-	-	-	-	-
Totals	\$ 400,000	\$ -	\$ -	\$ -	\$ -	\$ -

Impact on Operational Expenditures/Expenses						
Activity	FY 2021-22	FY 2022-23	FY 2023-24	FY 2024-25	FY 2025-26	
Increase in maintenance costs	\$ 40,000	\$ 40,000	\$ 40,000	\$ 40,000	\$ 40,000	40,000
	-	-	-	-	-	-
	-	-	-	-	-	-
Totals	\$ 40,000	\$ 40,000	\$ 40,000	\$ 40,000	\$ 40,000	\$ 40,000

Side Note:
 In recent years, considerable interest has been stimulated by the experiment, in some of the larger American cities, with vest pocket parks. Although limited both in scope and size, these parks represent a serious effort to improve the quality of the environment in the more crowded urban areas.
 Vest pocket parks can have broad application. Their impact, however, is likely to be greatest in those low-income, densely populated neighborhoods where outdoor public space is severely limited. In these neighborhoods, the development of parks which meet traditional size standards is difficult to realize. A system of vest pocket parks, on the other hand, may substantially improve recreational facilities for children and may provide needed services for other groups including older people. These parks may also improve the physical appearance of the neighborhood and contribute to upgrading the environment. (Retrieved from Vest Pocket Parks Information Report No. 229 December 1967
<https://www.planning.org/pas/reports/report229/>

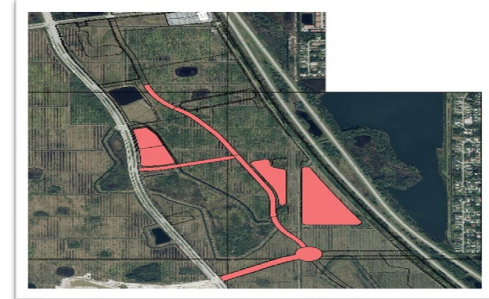
CITY OF PORT ST. LUCIE - **NEW PROJECT** CAPITAL IMPROVEMENT PROJECT REQUEST FORM



PROJECT TYPE: NEW PROJECT PROJECT CHANGE/UPDATE

Department/Division: PSL Governmental Finance Corporation
Contact Person: Wes McCurry
Phone #/Extension: x7386
Fund Number: 301-1900

Project Title: Southern Grove Basin B Infrastructure
Project Number: n/a
Amount Spent-to-date: \$ 135,000



Project Justification

Project Description & Scope: Planning, design and construction of approximately 9,800 LF of roadway and utilities with approximately 35 acres of stormwater pond and cut fill of approximately 18 acres of wetlands. Phase 3a design complete. Phase 3b desing out for bid. Phases 3c, 4, and 5 shall include initial 40% design of facilities with construction occurring in phases under a final design/build approach.

Purpose: To support continued sale and development of PSLGFC owned lands in Southern Grove

City Council Goal: High-quality infrastructure and facilities & Diverse local economy and employment opportunities

Return on Investment (ROI) Considerations

Payback Period (ROI): Project will enhance the quality of life or quality of governmental services for our citizens.

Financial Information

Funding Sources					
Funding Type	FY 2021-22	FY 2022-23	FY 2023-24	FY 2024-25	FY 2025-26
GFC Fund - Interfund Transfer from GFC #108	\$ 1,300,000	\$ -	\$ -	\$ -	\$ -
Land Sale Revenue - Interfund Transfer from GFC #108	1,385,000	2,895,500	2,726,750	3,107,113	9,200,561
Grant - DEO (potential award)	-	250,000	250,000	250,000	250,000
	-	-	-	-	-
Totals	\$ 2,685,000	\$ 3,145,500	\$ 2,976,750	\$ 3,357,113	\$ 9,450,561

Capital Project Expenditures/Expenses					
Activity	FY 2021-22	FY 2022-23	FY 2023-24	FY 2024-25	FY 2025-26
SG Basin B Master Infrastrutture Plan with 40% Design for Phases 3c, 4 and 5	\$ 640,000	\$ -	\$ -	\$ -	\$ -
SG Wetland Impacts (Cut & Fill)	660,000	-	-	-	-
Phase 3a Hegener Dr extension (Construction, CEI, Contingency)	1,385,000	-	-	-	-
Phase 3b Hegener Dr extension & Lake (Design, Construction, CEI, Contingency)	-	3,145,500	-	-	-
Phase 3c Hegener Dr extension & Lake (Final Design/Build)	-	-	2,976,750	-	-
Phase 4 Hegener Dr extension (Final Design/Build)	-	-	-	3,357,113	-
Phase 5 Hegener/Marshall extension & Lake (Final Design/Build)	-	-	-	-	9,450,561
Totals	\$ 2,685,000	\$ 3,145,500	\$ 2,976,750	\$ 3,357,113	\$ 9,450,561

Impact on Operational Expenditures/Expenses					
Activity	FY 2021-22	FY 2022-23	FY 2023-24	FY 2024-25	FY 2025-26
	\$ -	\$ -	\$ -	\$ -	\$ -
	-	-	-	-	-
Totals	\$ -	\$ -	\$ -	\$ -	\$ -

CITY OF PORT ST. LUCIE - NEW PROJECT CAPITAL IMPROVEMENT PROJECT REQUEST FORM



PROJECT TYPE: NEW PROJECT PROJECT CHANGE/UPDATE

Department/Division: Police/2105
Contact Person: John Bolduc
Phone #/Extension: ext 4278
Fund Number: 301-2105

Project Title: PD Body Worn Cameras
Project Number: TBD
Amount Spent-to-Date:



Project Justification

Justification: The Port St. Lucie Police Dept desires to utilize body worn cameras to document law enforcement interactions with the public by providing recorded evidence of actions, conditions, and statements. Officers have a legal right to capture and record footage during all official interactions. Body worn camera recordings have been demonstrated to be of value in the prosecution of traffic and criminal offenses, gathering of evidence, protecting officers from false accusations, training, and ensuring transparency of policy activity while fostering positive relationships within the community. The Department recognizes that the body worn camera will not capture exactly what an officer sees and/or hears, or what an officer senses of experiences. Footage captured is only a portion of the encounter between law enforcement and individuals. The Department acknowledges that an officer's recollection of specific details may be different from what is captured by the body worn camera. Although body worn cameras do not capture an officer's full knowledge of any particular situation, they are a valuable law enforcement tool to capture and preserve data.

Purpose: Life Safety
City Council Goal: Safe, clean and beautiful.

Return on Investment (ROI) Considerations

Payback Period (ROI): Project will enhance the quality of life or quality of governmental services for our citizens.

Financial Information

Funding Sources

Funding Type	FY 2021-22	FY 2022-23	FY 2023-24	FY 2024-25	FY 2025-26
Interfund Transfer #001	\$ -	\$ 365,494	\$ 310,494	\$ 310,494	\$ 310,494
Reserves	783,529	-	-	-	-
	-	-	-	-	-
Totals	\$ 783,529	\$ 365,494	\$ 310,494	\$ 310,494	\$ 310,494

Capital Project Expenditures/Expenses

Activity	FY 2021-22	FY 2022-23	FY 2023-24	FY 2024-25	FY 2025-26
Body Worn Cameras (Startup Costs)	\$ 783,529	\$ -	\$ -	\$ -	\$ -
Body Worn Cameras (Annual Costs)	-	365,494	310,494	310,494	310,494
	-	-	-	-	-
	-	-	-	-	-
Totals	\$ 783,529	\$ 365,494	\$ 310,494	\$ 310,494	\$ 310,494

Impact on Operational Expenditures/Expenses

Activity	FY 2021-22	FY 2022-23	FY 2023-24	FY 2024-25	FY 2025-26
Hire: Training Officer, Records, Fleet	\$ -	\$ -	\$ -	\$ -	\$ -
	-	-	-	-	-
Totals	\$ -	\$ -	\$ -	\$ -	\$ -

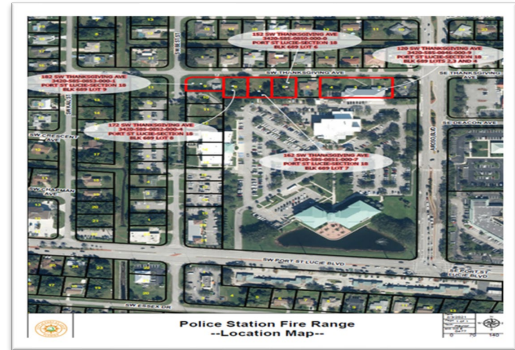
CITY OF PORT ST. LUCIE - **NEW PROJECT** CAPITAL IMPROVEMENT PROJECT REQUEST FORM



PROJECT TYPE: NEW PROJECT PROJECT CHANGE/UPDATE

Department/Division: Police Dept/2105
Contact Person: John Bolduc
Phone #/Extension: Extn 4278
Fund Number: 301-2105

Project Title: Police Training Facility & Shooting Range
Project Number: TBD
Amount Spent-to-Date:



Project Justification

Justification:

In order to keep pace with the City's growth (ranked 7th within FL), PSLPD is in need of a Training Facility. Of the top 15 populated cities in FL, PSLPD is the only agency without a training facility (nor a shooting range). Currently, any in-house training provided to sworn personnel is limited by space or has to be done in Fort Pierce at the IRSC complex based on advanced scheduling for firearms qualification. The proposed facility is estimated at 14,400 square feet and constructed of CBS poured concrete (CAT 5) building at \$350/sf. Estimated costs are as follows: Architectural (\$1,008,000) and Building (\$5,040,000). This facility estimate does not include "soft" costs such as design, construction drawings, soil testing, surveying, etc - unless it will be deemed as an Essential Facility - which then add 10% (or about \$500K). It will also incorporate a Shooting Range (80' wide with 20 lane tactical 50-year range) estimated at \$1.8 million - similar to the setup at Palm Beach Gardens PD. The Range will also include an HVAC system (estimated at \$900K) to meet/exceed all NIOSH, OSHA, NRA range & lead safety standards. Also for future growth, it is recommended that the facility be constructed with additional flooring/space (**not included**). Costs below do not include any land acquisition costs.

Purpose: Life Safety

City Council Goal: Safe, clean and beautiful.

Return on Investment (ROI) Considerations

Payback Period (ROI): Project will enhance the quality of life or quality of governmental services for our citizens.

Financial Information

Funding Sources

Funding Type	FY 2021-22	FY 2022-23	FY 2023-24	FY 2024-25	FY 2025-26
Bond Proceeds	\$ 3,008,000	\$ 5,740,000	\$ -	\$ -	\$ -
Fund Balance	-	-	-	-	-
Totals	\$ 3,008,000	\$ 5,740,000	\$ -	\$ -	\$ -

Capital Project Expenditures/Expenses

Activity	FY 2021-22	FY 2022-23	FY 2023-24	FY 2024-25	FY 2025-26
Training Facility - Phase I	\$ 1,008,000	\$ -	\$ -	\$ -	\$ -
Training Facility - Phase II	2,000,000	3,040,000	-	-	-
Training Facility - Phase III	-	2,700,000	-	-	-
Totals	\$ 3,008,000	\$ 5,740,000	\$ -	\$ -	\$ -

Impact on Operational Expenditures/Expenses

Activity	FY 2021-22	FY 2022-23	FY 2023-24	FY 2024-25	FY 2025-26
	\$ -	\$ -	\$ -	\$ -	\$ -
Totals	\$ -	\$ -	\$ -	\$ -	\$ -

CITY OF PORT ST. LUCIE - **NEW PROJECT** CAPITAL IMPROVEMENT PROJECT REQUEST FORM



PROJECT TYPE: NEW PROJECT PROJECT CHANGE/UPDATE

Department/Division: Police Dept/2105
Contact Person: John Bolduc
Phone #/Extension: Extn 4278
Fund Number: 301-2105



Project Title: PD SWAT Armored Personnel

Project Number: TBD
Amount Spent-to-Date:

Project Justification

Justification: The Port Saint Lucie Police Department SWAT Team is comprised of five elements. These are as follows: Tactical Entry / Snipers / Negotiators / Breachers / Technicians (Drone & robotic operators). The SWAT team is tasked with handling a multitude of special operations and critical incidents to include, but not limited to: Hostage Incidents, Terrorist Incidents, Domestic Terrorism, Diplomatic Protection, Armed Barricaded Suspects, Officer Shot Rescue Operations, High Risk Search Warrants, Fugitive Searches, Crowd Containment and Riot Control, Felony Vehicle Take Downs, Active Shooter Incidents, School Shooting, City/County Transportation/Bus Hostage Incidents, Bank Robbery Hostage Situations, City Special Events Protection, Natural Disaster Emergency Rescue and Public Demonstrations. The 20-member SWAT team is in desperate need of a purpose built armored vehicle in order to conduct the mentioned above operations safely and properly - in addition to usage during an emergency or natural disaster. They currently have an un-reliable "Peacekeeper" military surplus armored vehicle from the 1980's - which during times of critical incidents has either not started, broke down, or been stranded - eventually requiring the use of SLCSO armored vehicle.

Purpose: Life Safety

City Council Goal: Safe, clean and beautiful.

Return on Investment (ROI) Considerations

Payback Period (ROI): Project will enhance the quality of life or quality of governmental services for our citizens.

Financial Information

Funding Sources

Funding Type	FY 2021-22	FY 2022-23	FY 2023-24	FY 2024-25	FY 2025-26
Fund Transfer from #001	\$ 305,000	\$ -	\$ -	\$ -	\$ -
	-	-	-	-	-
	-	-	-	-	-
Totals	\$ 305,000	\$ -	\$ -	\$ -	\$ -

Capital Project Expenditures/Expenses

Activity	FY 2021-22	FY 2022-23	FY 2023-24	FY 2024-25	FY 2025-26
SWAT Armored Personnel Carrier (APC)	\$ 305,000	\$ -	\$ -	\$ -	\$ -
	-	-	-	-	-
	-	-	-	-	-
	-	-	-	-	-
Totals	\$ 305,000	\$ -	\$ -	\$ -	\$ -

Impact on Operational Expenditures/Expenses

Activity	FY 2021-22	FY 2022-23	FY 2023-24	FY 2024-25	FY 2025-26
	\$ -	\$ -	\$ -	\$ -	\$ -
	-	-	-	-	-
Totals	\$ -	\$ -	\$ -	\$ -	\$ -

CITY OF PORT ST. LUCIE - **NEW PROJECT** CAPITAL IMPROVEMENT PROJECT REQUEST FORM



PROJECT TYPE: NEW PROJECT PROJECT CHANGE/UPDATE

Department/Division: Police Dept/2105
Contact Person: John Bolduc
Phone #/Extension: Extn 4278
Fund Number: 301-2105
Project Title: PD Main Building Renovations - Phase 3 & 4 Project
Project Number: TBD
Amount Spent-to-Date: \$250,000



Project Justification

Project Description & Scope: Phases III and IV of the renovation to the Main Police building will consist of the following for the first floor: continued replacement of the flooring in NPB, upgrading the intake room, painting, upgrading the elevator walls & lighting, possible construction of an additional NPB office (for District 5 LT), and the 2nd Floor Lobby area. This is a quality of life issue for our employees and citizens who work or visit our department on a daily basis. Note the building is approximately 30 yrs old. Major renovation have not been done in the past.

Purpose: Life Safety

City Council Goal: Safe, clean and beautiful.

Return on Investment (ROI) Considerations

Payback Period (ROI): Project will enhance the quality of life or quality of governmental services for our citizens.

Financial Information

Funding Sources

Funding Type	FY 2021-22	FY 2022-23	FY 2023-24	FY 2024-25	FY 2025-26
Use of Reserves	\$ 250,000	\$ -	\$ -	\$ -	\$ -
Fund Balance	-	-	-	-	-
Totals	\$ 250,000	\$ -	\$ -	\$ -	\$ -

Capital Project Expenditures/Expenses

Activity	FY 2021-22	FY 2022-23	FY 2023-24	FY 2024-25	FY 2025-26
Construction Costs	\$ 250,000	\$ -	\$ -	\$ -	\$ -
	-	-	-	-	-
	-	-	-	-	-
Totals	\$ 250,000	\$ -	\$ -	\$ -	\$ -

Impact on Operational Expenditures/Expenses

Activity	FY 2021-22	FY 2022-23	FY 2023-24	FY 2024-25	FY 2025-26
	\$ -	\$ -	\$ -	\$ -	\$ -
	-	-	-	-	-
Totals	\$ -	\$ -	\$ -	\$ -	\$ -

CITY OF PORT ST. LUCIE - **NEW PROJECT** CAPITAL IMPROVEMENT PROJECT REQUEST FORM



PROJECT TYPE: NEW PROJECT PROJECT CHANGE/UPDATE

Department/Division: Police Dept/2105
Contact Person: John Bolduc
Phone #/Extension: Extn 4278
Fund Number: 301-2105

[Picture](#)

Project Title: PD Evidence Building Renovations
Project Number: TBD
Amount Spent-to-Date:

Project Justification

Project Description & Scope: This project will entail installing proper drywall, sealing off all the unfinished areas throughout the entire building, placing proper insulation, completing the unfinished ceiling, moving the fire suppressions system, sealing off areas that were left unfinished, separating the storage and office areas with proper installation of walls/barriers, and painting of the entire area. This is a quality of life issue for our employees and citizens who work or visit our department on a daily basis.

Purpose: Life Safety

City Council Goal: Safe, clean and beautiful.

Return on Investment (ROI) Considerations

Payback Period (ROI): Project will enhance the quality of life or quality of governmental services for our citizens.

Financial Information

Funding Sources

Funding Type	FY 2021-22	FY 2022-23	FY 2023-24	FY 2024-25	FY 2025-26
Use of Reserves	\$ 200,000	\$ -	\$ -	\$ -	\$ -
Fund Balance	-	-	-	-	-
Totals	\$ 200,000	\$ -	\$ -	\$ -	\$ -

Capital Project Expenditures/Expenses

Activity	FY 2021-22	FY 2022-23	FY 2023-24	FY 2024-25	FY 2025-26
Construction Costs	\$ 200,000	\$ -	\$ -	\$ -	\$ -
	-	-	-	-	-
	-	-	-	-	-
Totals	\$ 200,000	\$ -	\$ -	\$ -	\$ -

Impact on Operational Expenditures/Expenses

Activity	FY 2021-22	FY 2022-23	FY 2023-24	FY 2024-25	FY 2025-26
	\$ -	\$ -	\$ -	\$ -	\$ -
	-	-	-	-	-
Totals	\$ -	\$ -	\$ -	\$ -	\$ -

CITY OF PORT ST. LUCIE - **NEW PROJECT** CAPITAL IMPROVEMENT PROJECT REQUEST FORM



PROJECT TYPE: NEW PROJECT PROJECT CHANGE/UPDATE

Department/Division: MIDFlorida Event Center
Contact Person: Roger Jacob
Phone #/Extension: 772-281-9252
Fund Number: 301-7500

Project Title: MIDFlorida Event Center Paver Repairs, Stabilization, Cleaning and Sealing

Project Number: N/A
Amount Spent-to-Date:



Project Justification

Project Description & Scope: Will address safety and paver base stabilization.

Purpose: Best Practices

City Council Goal: High-quality infrastructure and facilities.

Return on Investment (ROI) Considerations

Payback Period (ROI): Project will enhance the quality of life or quality of governmental services for our citizens.

Financial Information

Funding Sources

Funding Type	FY 2021-22	FY 2022-23	FY 2023-24	FY 2024-25	FY 2025-26
Interfund Transfer from General Fund	\$ 325,000	\$ -	\$ -	\$ -	\$ -
	-	-	-	-	-
	-	-	-	-	-
Totals	\$ 325,000	\$ -	\$ -	\$ -	\$ -

Capital Project Expenditures/Expenses

Activity	FY 2021-22	FY 2022-23	FY 2023-24	FY 2024-25	FY 2025-26
Paver Repairs, Stabilization, Cleaning and Sealing	\$ 325,000	\$ -	\$ -	\$ -	\$ -
	-	-	-	-	-
	-	-	-	-	-
Totals	\$ 325,000	\$ -	\$ -	\$ -	\$ -

Impact on Operational Expenditures/Expenses

Activity	FY 2021-22	FY 2022-23	FY 2023-24	FY 2024-25	FY 2025-26
Estimated Maintenance Savings	\$ (20,000)	\$ (20,000)	\$ (20,000)	\$ (20,000)	\$ (20,000)
	-	-	-	-	-
Totals	\$ (20,000)	\$ (20,000)	\$ (20,000)	\$ (20,000)	\$ (20,000)

CITY OF PORT ST. LUCIE - **NEW PROJECT** CAPITAL IMPROVEMENT PROJECT REQUEST FORM



PROJECT TYPE: NEW PROJECT PROJECT CHANGE/UPDATE

Department/Division: MIDFlorida Event Center
Contact Person: Roger Jacob
Phone #/Extension: 772-281-9252
Fund Number: 301-4135



Project Title: MIDFlorida Event Center Parking
Garage LED Lighting
Project Number: N/A
Amount Spent-to-date: \$ -

Project Justification

Project Description & Scope: LED lighting upgrades will be energy efficient. This shall be coordinated with the structural repair work.

Purpose: Best Practices

City Council Goal: High-quality infrastructure and facilities.

Return on Investment (ROI) Considerations

Payback Period (ROI): Project will enhance the quality of life or quality of governmental services for our citizens.

Financial Information

Funding Sources

Funding Type	FY 2021-22	FY 2022-23	FY 2023-24	FY 2024-25	FY 2025-26
Interest Income	\$ -	\$ -	\$ -	\$ -	\$ -
Interfund Transfer from Fund #001	100,000	-	-	-	-
	-	-	-	-	-
Totals	\$ 100,000	\$ -	\$ -	\$ -	\$ -

Capital Project Expenditures/Expenses

Activity	FY 2021-22	FY 2022-23	FY 2023-24	FY 2024-25	FY 2025-26
Parking Garage LED Lighting Upgrades	\$ 100,000	\$ -	\$ -	\$ -	\$ -
	-	-	-	-	-
Totals	\$ 100,000	\$ -	\$ -	\$ -	\$ -

Impact on Operational Expenditures/Expenses

Activity	FY 2021-22	FY 2022-23	FY 2023-24	FY 2024-25	FY 2025-26
Estimated Maintenance & Energy Savings	\$ (20,000)	\$ (20,000)	\$ (20,000)	\$ (20,000)	\$ (20,000)
	-	-	-	-	-
Totals	\$ (20,000)	\$ (20,000)	\$ (20,000)	\$ (20,000)	\$ (20,000)

CITY OF PORT ST. LUCIE - **NEW PROJECT** CAPITAL IMPROVEMENT PROJECT REQUEST FORM



PROJECT TYPE: NEW PROJECT PROJECT CHANGE/UPDATE

Department/Division: MIDFlorida Event Center
Contact Person: Roger Jacob
Phone #/Extension: 772-281-9252
Fund Number: 301-4135



Project Title: Center Parking Garage
Project Number: N/A
Amount Spent-to-date: \$ -

Project Justification

Project Description & Scope: Repair structural deficiencies include sealing and waterproofing to extend service life of garage.

Purpose: Best Practices

City Council Goal: High-quality infrastructure and facilities.

Return on Investment (ROI) Considerations

Payback Period (ROI): Project will enhance the quality of life or quality of governmental services for our citizens.

Financial Information

Funding Sources

Funding Type	FY 2021-22	FY 2022-23	FY 2023-24	FY 2024-25	FY 2025-26
Interfund Transfer from General Fund	\$ 500,000	\$ 500,000	\$ 500,000	\$ 500,000	\$ 500,000
	-	-	-	-	-
	-	-	-	-	-
Totals	\$ 500,000	\$ 500,000	\$ 500,000	\$ 500,000	\$ 500,000

Capital Project Expenditures/Expenses

Activity	FY 2021-22	FY 2022-23	FY 2023-24	FY 2024-25	FY 2025-26
Canopy & Repairs	\$ 500,000	\$ -	\$ -	\$ -	\$ -
Structural Repairs	-	500,000	500,000	500,000	500,000
	-	-	-	-	-
	-	-	-	-	-
Totals	\$ 500,000	\$ 500,000	\$ 500,000	\$ 500,000	\$ 500,000

Impact on Operational Expenditures/Expenses

Activity	FY 2021-22	FY 2022-23	FY 2023-24	FY 2024-25	FY 2025-26
Parking Lot Lights	\$ 11,000	\$ 11,000	\$ 11,000	\$ 11,000	\$ 11,000
	-	-	-	-	-
Totals	\$ 11,000	\$ 11,000	\$ 11,000	\$ 11,000	\$ 11,000

CITY OF PORT ST. LUCIE - **NEW PROJECT** CAPITAL IMPROVEMENT PROJECT REQUEST FORM



PROJECT TYPE: NEW PROJECT PROJECT CHANGE/UPDATE

Department/Division: Police Department
Contact Person: Roger Jacob
Phone #/Extension: 772-281-9252
Fund Number: 301-4135

Project Title: Glass Installation
Project Number: N/A
Amount Spent-to-date:



Project Justification

Project Description & Scope: Impact glass installation will extend the life of the building and will eliminate the need and maintenance of hurricane shutters.

Purpose: Best Practices

City Council Goal: High-quality infrastructure and facilities.

Return on Investment (ROI) Considerations

Payback Period (ROI): Project will enhance the quality of life or quality of governmental services for our citizens.

Financial Information

Funding Sources

Funding Type	FY 2021-22	FY 2022-23	FY 2023-24	FY 2024-25	FY 2025-26
Interfund Transfer from #001	\$ -	\$ -	\$ -	\$ 250,000	\$ 250,000
	-	-	-	-	-
	-	-	-	-	-
Totals	\$ -	\$ -	\$ -	\$ 250,000	\$ 250,000

Capital Project Expenditures/Expenses

Activity	FY 2021-22	FY 2022-23	FY 2023-24	FY 2024-25	FY 2025-26
Impact Glass Installation	\$ -	\$ -	\$ -	\$ 250,000	\$ 250,000
	-	-	-	-	-
	-	-	-	-	-
Totals	\$ -	\$ -	\$ -	\$ 250,000	\$ 250,000

Impact on Operational Expenditures/Expenses

Activity	FY 2021-22	FY 2022-23	FY 2023-24	FY 2024-25	FY 2025-26
Estimated Energy Savings	\$ -	\$ -	\$ -	\$ (5,000)	\$ (10,000)
	-	-	-	-	-
	-	-	-	-	-
Totals	\$ -	\$ -	\$ -	\$ (5,000)	\$ (10,000)

CITY OF PORT ST. LUCIE - **NEW PROJECT** CAPITAL IMPROVEMENT PROJECT REQUEST FORM



PROJECT TYPE: NEW PROJECT PROJECT CHANGE/UPDATE

Department/Division: Police Department
Contact Person: Roger Jacob
Phone #/Extension: 772-281-9252
Fund Number: 301-4135

Project Title: Police Building Standby Chiller Replacement
Project Number: N/A
Amount Spent-to-Date:



Project Justification

Justification: The standby chiller is reaching the end of its useful service life and is used to provide air conditioning if the chiller plant shuts down for any reason.

Purpose: Best Practices

City Council Goal: High-quality infrastructure and facilities.

Return on Investment (ROI) Considerations

Payback Period (ROI): Project will enhance the quality of life or quality of governmental services for our citizens.

Financial Information

Funding Sources

Funding Type	FY 2021-22	FY 2022-23	FY 2023-24	FY 2024-25	FY 2025-26
Interfund Transfer from General Fund	\$ -	\$ -	\$ -	\$ -	\$ 95,000
	-	-	-	-	-
	-	-	-	-	-
Totals	\$ -	\$ -	\$ -	\$ -	\$ 95,000

Capital Project Expenditures/Expenses

Activity	FY 2021-22	FY 2022-23	FY 2023-24	FY 2024-25	FY 2025-26
Standby Chiller Replacement	\$ -	\$ -	\$ -	\$ -	\$ 95,000
	-	-	-	-	-
	-	-	-	-	-
Totals	\$ -	\$ -	\$ -	\$ -	\$ 95,000

Impact on Operational Expenditures/Expenses

Activity	FY 2021-22	FY 2022-23	FY 2023-24	FY 2024-25	FY 2025-26
Estimated Energy Savings	\$ -	\$ -	\$ -	\$ -	\$ (2,000)
	-	-	-	-	-
Totals	\$ -	\$ -	\$ -	\$ -	\$ (2,000)

CITY OF PORT ST. LUCIE - **NEW PROJECT** CAPITAL IMPROVEMENT PROJECT REQUEST FORM



PROJECT TYPE: NEW PROJECT PROJECT CHANGE/UPDATE

Department/Division: City Hall
Contact Person: Roger Jacob
Phone #/Extension: 772-281-9252
Fund Number: 301-4135



Project Title: Water Air Handler
Project Number: N/A
Amount Spent-to-date: \$ -

Project Justification

Project Description & Scope: The units will have reached the end of their useful service life.

Purpose: Best Practices

City Council Goal: High-quality infrastructure and facilities.

Return on Investment (ROI) Considerations

Payback Period (ROI): Project will enhance the quality of life or quality of governmental services for our citizens.

Financial Information

Funding Sources

Funding Type	FY 2021-22	FY 2022-23	FY 2023-24	FY 2024-25	FY 2025-26
Interfund Transfer from General Fund	\$ -	\$ -	\$ 100,000	\$ 100,000	\$ 100,000
	-	-	-	-	-
	-	-	-	-	-
Totals	\$ -	\$ -	\$ 100,000	\$ 100,000	\$ 100,000

Capital Project Expenditures/Expenses

Activity	FY 2021-22	FY 2022-23	FY 2023-24	FY 2024-25	FY 2025-26
Chilled Water Air Handler Unit Replacement (6EA.) \$50,000 each.	\$ -	\$ -	\$ 100,000	\$ 100,000	\$ 100,000
Remaining (1) will be budgeted in FY27	-	-	-	-	-
	-	-	-	-	-
Totals	\$ -	\$ -	\$ 100,000	\$ 100,000	\$ 100,000

Impact on Operational Expenditures/Expenses

Activity	FY 2021-22	FY 2022-23	FY 2023-24	FY 2024-25	FY 2025-26
	\$ -	\$ -	\$ (5,000)	\$ (10,000)	\$ (15,000)
	-	-	-	-	-
Totals	\$ -	\$ -	\$ (5,000)	\$ (10,000)	\$ (15,000)

CITY OF PORT ST. LUCIE - **NEW PROJECT** CAPITAL IMPROVEMENT PROJECT REQUEST FORM



PROJECT TYPE: NEW PROJECT PROJECT CHANGE/UPDATE

Department/Division: MIDFlorida Event Center
Contact Person: Roger Jacob
Phone #/Extension: 772-281-9252
Fund Number: 301-4135

Project Title: MIDFlorida Event Center HVAC Controls Upgrade & Integration

Project Number: N/A

Amount Spent-to-Date:



Project Justification

Project Description & Scope: Integration of the HVAC systems will allow the building to be controlled more effectively and efficiently.

Purpose: Best Practices

City Council Goal: High-quality infrastructure and facilities.

Return on Investment (ROI) Considerations

Payback Period (ROI): Project will enhance the quality of life or quality of governmental services for our citizens.

Financial Information

Funding Sources

Funding Type	FY 2021-22	FY 2022-23	FY 2023-24	FY 2024-25	FY 2025-26
Interfund transfer from General Fund	\$ -	\$ -	\$ -	\$ -	\$ 90,000
	-	-	-	-	-
	-	-	-	-	-
Totals	\$ -	\$ -	\$ -	\$ -	\$ 90,000

Capital Project Expenditures/Expenses

Activity	FY 2021-22	FY 2022-23	FY 2023-24	FY 2024-25	FY 2025-26
HVAC Controls Upgrades & Integration	\$ -	\$ -	\$ -	\$ -	\$ 90,000
	-	-	-	-	-
	-	-	-	-	-
	-	-	-	-	-
Totals	\$ -	\$ -	\$ -	\$ -	\$ 90,000

Impact on Operational Expenditures/Expenses

Activity	FY 2021-22	FY 2022-23	FY 2023-24	FY 2024-25	FY 2025-26
Estimated Energy Savings	\$ -	\$ -	\$ -	\$ -	\$ (12,000)
	-	-	-	-	-
Totals	\$ -	\$ -	\$ -	\$ -	\$ (12,000)

CITY OF PORT ST. LUCIE - **NEW PROJECT** CAPITAL IMPROVEMENT PROJECT REQUEST FORM



PROJECT TYPE: NEW PROJECT PROJECT CHANGE/UPDATE

Department/Division:
Contact Person: Roger Jacob
Phone #/Extension: 772-281-9252
Fund Number: 301-4135

Project Title: City Complex Chiller Plant HVAC Controls
 Integretation
Project Number: N/A
Amount Spent-to-date:



Project Justification

Project Description & Scope: Integration of the HVAC system will allow the buildings in the City Complex to be controlled more effectively and efficiently.

Purpose: Best Practices

City Council Goal: High-quality infrastructure and facilities.

Return on Investment (ROI) Considerations

Payback Period (ROI): Project will enhance the quality of life or quality of governmental services for our citizens.

Financial Information

Funding Sources

Funding Type	FY 2021-22	FY 2022-23	FY 2023-24	FY 2024-25	FY 2025-26
Interfund Transfer form General Fund	\$ -	\$ -	\$ -	\$ -	\$ 23,450
Interfund Tranfer from Building Fund	-	-	-	-	11,550
	-	-	-	-	-
Totals	\$ -	\$ -	\$ -	\$ -	\$ 35,000

Capital Project Expenditures/Expenses

Activity	FY 2021-22	FY 2022-23	FY 2023-24	FY 2024-25	FY 2025-26
HVAC Controls Integration	\$ -	\$ -	\$ -	\$ -	\$ 35,000
	-	-	-	-	-
	-	-	-	-	-
Totals	\$ -	\$ -	\$ -	\$ -	\$ 35,000

Impact on Operational Expenditures/Expenses

Activity	FY 2021-22	FY 2022-23	FY 2023-24	FY 2024-25	FY 2025-26
Estimated Maintenance Savings	\$ -	\$ -	\$ -	\$ -	\$ (4,500)
	-	-	-	-	-
Totals	\$ -	\$ -	\$ -	\$ -	\$ (4,500)

CITY OF PORT ST. LUCIE - **NEW PROJECT** CAPITAL IMPROVEMENT PROJECT REQUEST FORM



PROJECT TYPE: NEW PROJECT PROJECT CHANGE/UPDATE

Department/Division: City Hall
Contact Person: Roger Jacob
Phone #/Extension: 772-281-9252
Fund Number: 301-4135

Project Title: City Hall HVAC Controls Integration
Project Number: N/A
Amount Spent-to-date:



Project Justification

Justification: Integration of the HVAC system will allow the building to be controlled more effectively and efficiently.

Purpose: Best Practices

City Council Goal: High-quality infrastructure and facilities.

Return on Investment (ROI) Considerations

Payback Period (ROI): Project will enhance the quality of life or quality of governmental services for our citizens.

Financial Information

Funding Sources

Funding Type	FY 2021-22	FY 2022-23	FY 2023-24	FY 2024-25	FY 2025-26
Interfund Transfer from #001	\$ -	\$ -	\$ -	\$ -	\$ 60,000
	-	-	-	-	-
Totals	\$ -	\$ -	\$ -	\$ -	\$ 60,000

Capital Project Expenditures/Expenses

Activity	FY 2021-22	FY 2022-23	FY 2023-24	FY 2024-25	FY 2025-26
HVAC Controls Integration	\$ -	\$ -	\$ -	\$ -	\$ 60,000
	-	-	-	-	-
Totals	\$ -	\$ -	\$ -	\$ -	\$ 60,000

Impact on Operational Expenditures/Expenses

Activity	FY 2021-22	FY 2022-23	FY 2023-24	FY 2024-25	FY 2025-26
Estimated Energy Savings	\$ -	\$ -	\$ -	\$ -	\$ (5,000)
	-	-	-	-	-
Totals	\$ -	\$ -	\$ -	\$ -	\$ (5,000)

CITY OF PORT ST. LUCIE - **NEW PROJECT** CAPITAL IMPROVEMENT PROJECT REQUEST FORM



PROJECT TYPE: NEW PROJECT PROJECT CHANGE/UPDATE

Department/Division:
Contact Person: Roger Jacob
Phone #/Extension: 772-281-9252
Fund Number: 301-4135



Project Title: MIDFlorida Event Center LED Lighting
Project Number: N/A
Amount Spent-to-date:

Project Justification

Project Description & Scope: LED Lighting upgrades will be more energy efficient.

Purpose: Best Practices

City Council Goal: High-quality infrastructure and facilities.

Return on Investment (ROI) Considerations

Payback Period (ROI): Project will enhance the quality of life or quality of governmental services for our citizens.

Financial Information

Funding Sources

Funding Type	FY 2021-22	FY 2022-23	FY 2023-24	FY 2024-25	FY 2025-26
Interfund Transfer from General Fund	\$ -	\$ -	\$ -	\$ -	\$ 405,000
	-	-	-	-	-
	-	-	-	-	-
Totals	\$ -	\$ -	\$ -	\$ -	\$ 405,000

Capital Project Expenditures/Expenses

Activity	FY 2021-22	FY 2022-23	FY 2023-24	FY 2024-25	FY 2025-26
LED Lighting Upgrades (Exterior)	\$ -	\$ -	\$ -	\$ -	\$ 75,000
LED Lighting Upgrades (Interior)	-	-	-	-	330,000
	-	-	-	-	-
Totals	\$ -	\$ -	\$ -	\$ -	\$ 405,000

Impact on Operational Expenditures/Expenses

Activity	FY 2021-22	FY 2022-23	FY 2023-24	FY 2024-25	FY 2025-26
Estimated Maintenance Savings	\$ -	\$ -	\$ -	\$ -	\$ (40,500)
	-	-	-	-	-
Totals	\$ -	\$ -	\$ -	\$ -	\$ (40,500)

CITY OF PORT ST. LUCIE - **NEW PROJECT** CAPITAL IMPROVEMENT PROJECT REQUEST FORM



PROJECT TYPE: NEW PROJECT PROJECT CHANGE/UPDATE



Department/Division: MIDFlorida Event Center
Contact Person: Roger Jacob
Phone #/Extension: 772-281-9252
Fund Number: 301-4135

Project Title: MIDFlorida Event Center Roof
Project Number: N/A
Amount Spent-to-Date:

Project Justification

Justification: The membrane roofing will have reached the end of its joint life and will need to be coated to extend the service life of the roof. The non-functional solar panels need to be removed to facilitate the re-coating.

Purpose: Best Practices

City Council Goal: High-quality infrastructure and facilities.

Return on Investment (ROI) Considerations

Payback Period (ROI): Project will enhance the quality of life or quality of governmental services for our citizens.

Financial Information

Funding Sources

Funding Type	FY 2021-22	FY 2022-23	FY 2023-24	FY 2024-25	FY 2025-26
Interfund Transfer	\$ -	\$ -	\$ -	\$ -	\$ 193,000
	-	-	-	-	-
	-	-	-	-	-
Totals	\$ -	\$ -	\$ -	\$ -	\$ 193,000

Capital Project Expenditures/Expenses

Activity	FY 2021-22	FY 2022-23	FY 2023-24	FY 2024-25	FY 2025-26
Remove Solar Panels & Install Roof Coating	\$ -	\$ -	\$ -	\$ -	\$ 193,000
on all Membrane Roofing	-	-	-	-	-
	-	-	-	-	-
	-	-	-	-	-
Totals	\$ -	\$ -	\$ -	\$ -	\$ 193,000

Impact on Operational Expenditures/Expenses

Activity	FY 2021-22	FY 2022-23	FY 2023-24	FY 2024-25	FY 2025-26
	\$ -	\$ -	\$ -	\$ -	\$ -
	-	-	-	-	-
Totals	\$ -	\$ -	\$ -	\$ -	\$ -

CITY OF PORT ST. LUCIE - **NEW PROJECT** CAPITAL IMPROVEMENT PROJECT REQUEST FORM



PROJECT TYPE: NEW PROJECT PROJECT CHANGE/UPDATE



Department/Division: Building/Administration
Contact Person: Joel A Dramis
Phone #/Extension: 772-873-6370
Fund Number:

Project Title: Parking lot lights
Project Number:
Amount Spent-to-Date: N/A

Project Justification

Project Description & Scope: There are no parking lot lights behind Building B. This causes the area to be unsafe from potential theft and when employees come in early. Site will need poles, lights, and security cameras.

Purpose: To provide safe environment to staff and security of city vehicles.

City Council Goal: High-quality infrastructure and facilities.

Return on Investment (ROI) Considerations

Payback Period (ROI): Project will enhance the quality of life or quality of governmental services for our citizens.

Financial Information

Funding Sources

Funding Type	FY 2021-22	FY 2022-23	FY 2023-24	FY 2024-25	FY 2025-26
Interfund Transfer	\$ 160,000	\$ -	\$ -	\$ -	\$ -
(Building Fund - #110)	-	-	-	-	-
	-	-	-	-	-
Totals	\$ 160,000	\$ -	\$ -	\$ -	\$ -

Capital Project Expenditures/Expenses

Activity	FY 2021-22	FY 2022-23	FY 2023-24	FY 2024-25	FY 2025-26
110-2405-562000	\$ 160,000	\$ -	\$ -	\$ -	\$ -
	-	-	-	-	-
	-	-	-	-	-
Totals	\$ 160,000	\$ -	\$ -	\$ -	\$ -

Impact on Operational Expenditures/Expenses

Activity	FY 2021-22	FY 2022-23	FY 2023-24	FY 2024-25	FY 2025-26
	\$ -	\$ -	\$ -	\$ -	\$ (11,000)
	-	-	-	-	-
Totals	\$ -	\$ -	\$ -	\$ -	\$ (11,000)

CITY OF PORT ST. LUCIE - NEW PROJECT CAPITAL IMPROVEMENT PROJECT REQUEST FORM



PROJECT TYPE: NEW PROJECT PROJECT CHANGE/UPDATE

Department/Division: Building/Administration
Contact Person: Joel A Dramis
Phone #/Extension: 772-873-6370
Fund Number:

Project Title: City Employee Clinic Expansion
Project Number:
Amount Spent-to-Date: N/A



Project Justification

Project Description & Scope: Build a new clinic facility or an addition onto the existing clinic to provide additional offices and employee care spaces.

Purpose: To provide additional services and meet privacy needs

City Council Goal: High-quality infrastructure and facilities.

Return on Investment (ROI) Considerations

Payback Period (ROI): Project will enhance the quality of life or quality of services for our employees and their families.

Financial Information

Funding Sources					
Funding Type	FY 2021-22	FY 2022-23	FY 2023-24	FY 2024-25	FY 2025-26
Interfund Transfer	\$ 300,000	\$ -	\$ -	\$ -	\$ -
(Building Fund #110)	-	-	-	-	-
	-	-	-	-	-
Totals	\$ 300,000	\$ -	\$ -	\$ -	\$ -

Capital Project Expenditures/Expenses					
Activity	FY 2021-22	FY 2022-23	FY 2023-24	FY 2024-25	FY 2025-26
110-2405-5620	\$ 300,000	\$ -	\$ -	\$ -	\$ -
	-	-	-	-	-
	-	-	-	-	-
Totals	\$ 300,000	\$ -	\$ -	\$ -	\$ -

Impact on Operational Expenditures/Expenses					
Activity	FY 2021-22	FY 2022-23	FY 2023-24	FY 2024-25	FY 2025-26
	\$ -	\$ -	\$ -	\$ -	\$ -
	-	-	-	-	-
Totals	\$ -	\$ -	\$ -	\$ -	\$ -

CITY OF PORT ST. LUCIE - **NEW PROJECT** CAPITAL IMPROVEMENT PROJECT REQUEST FORM



PROJECT TYPE: NEW PROJECT PROJECT CHANGE/UPDATE

Department/Division: Parks & Recreation - 7201
Contact Person: Kelly Tiger
Phone #/Extension: 4467
Fund Number: 301-7201

Project Title: Community Center Playground
Wheelchair Carousel
Project Number: n/a
Amount Spent-to-Date:



Project Justification

Project Description & Scope: At the Special City Council Meeting on 9/21/20, Council requested that we add a handicap - accessible swing at the Community Center playground. The Wheelchair Carousel meets the inclusive universal accessibility goal of the city. The Community Center playground is designed for children ages 2-5 years old. We have researched the advisability of including a wheelchair platform swing at the Community Center playground. The playground at the Community Center does not have enough space to provide the needed area to install the swing. The cost estimate includes design, installation, landscaping, shade structure and fencing.

Purpose: Best Practices
City Council Goal: High-quality infrastructure and facilities.

Return on Investment (ROI) Considerations

Payback Period (ROI): Project will enhance the quality of life or quality of governmental services for our citizens.

Financial Information

Funding Sources

Funding Type	FY 2021-22	FY 2022-23	FY 2023-24	FY 2024-25	FY 2025-26
	\$ 150,000	\$ -	\$ -	\$ -	\$ -
	-	-	-	-	-
Totals	\$ 150,000	\$ -	\$ -	\$ -	\$ -

Capital Project Expenditures/Expenses

Activity	FY 2021-22	FY 2022-23	FY 2023-24	FY 2024-25	FY 2025-26
	\$ 150,000	\$ -	\$ -	\$ -	\$ -
	-	-	-	-	-
Totals	\$ 150,000	\$ -	\$ -	\$ -	\$ -

Impact on Operational Expenditures/Expenses

Activity	FY 2021-22	FY 2022-23	FY 2023-24	FY 2024-25	FY 2025-26
	\$ -	\$ -	\$ -	\$ -	\$ -
	-	-	-	-	-
Totals	\$ -	\$ -	\$ -	\$ -	\$ -

CITY OF PORT ST. LUCIE - MASTER PLAN CAPITAL IMPROVEMENT PROJECT REQUEST FORM



PROJECT TYPE: NEW PROJECT PROJECT CHANGE/UPDATE

Department/Division: Parks & Recreation/CRA
Contact Person: Jennifer Davis
Phone #/Extension: x4342
Fund Number: 301-7210

Project Title: The Port South Project - Master Sheet
Project Number: N/A
Amount Spent-to-date:



Project Justification

Project Description & Scope: The Port South Project is comprised of several individual project elements that stretch from the Westmoreland property heading north to the City-owned Veterans Park at Rivergate. The City previously relocated and has begun the refurbishment of two historic structures. The construction of a pedestrian boardwalk with daytime boat docking slips is currently underway. Ultimately, the boardwalk will pass underneath the PSL Blvd bridge and connect to the existing boardwalk at Tom Hooper Park. Future phases of the project include design and construction of a destination playground, as well as upland park improvements, including a pad- ready site for a future restaurant. The project will also include public access improvements to the Conservation Tract to include a wetland crossing, walking trails and additional boardwalk connections. Future phases also identify construction of a dock along both sides of the Rivergate Canal that will provide pedestrian access to the Port, the Promenade, and allow for temporary mooring of vessels so that visitors can travel by boat to access the Port and neighboring restaurants.

Purpose: Policy Directives
City Council Goal: Culture, nature and fun activities.

Return on Investment (ROI) Considerations

Payback Period (ROI): Project will enhance the quality of life or quality of governmental services for our citizens.

Financial Information

Funding Sources

Funding Type	FY 2021-22	FY 2022-23	FY 2023-24	FY 2024-25	FY 2025-26
Fund Balance	\$ -	\$ -	\$ -	\$ -	\$ -
Grant (FIND) Optional	69,700	-	-	-	-
Grant (FIND)	250,000	250,000	250,000	-	-
Grants	400,000	-	-	-	-
Fund Transfer from #151	1,360,000	552,500	-	-	-
Fund Transfer from #152	6,540,300	724,000	-	-	-
Fund Transfer from #153	-	597,500	-	-	-
Fund Transfer from #158	505,000	150,000	250,000	-	-
Fund Transfer from #608	500,000	-	-	-	-
Totals	\$ 9,625,000	\$ 2,274,000	\$ 500,000	\$ -	\$ -

Capital Project Expenditures/Expenses

Activity	FY 2021-22	FY 2022-23	FY 2023-24	FY 2024-25	FY 2025-26
The Port- Historic Homes	\$ 500,000	\$ 500,000	\$ 500,000	\$ -	\$ -
The Port - Boardwalk under PSL	1,130,000	-	-	-	-
The Port - Placemaker/Playground	2,500,000	-	-	-	-
The Port - Middle Parcel Improvements	3,130,000	-	-	-	-
The Port - Preservation Tract	1,860,000	-	-	-	-
The Port- Promenade	100,000	1,150,000	-	-	-
The Port - Security Cameras	405,000	-	-	-	-
The Port - Middle Parcel Security	-	624,000	-	-	-
Totals	\$ 9,625,000	\$ 2,274,000	\$ 500,000	\$ -	\$ -

Impact on Operational Expenditures/Expenses

Activity	FY 2021-22	FY 2022-23	FY 2023-24	FY 2024-25	FY 2025-26
Maintenance	\$ 106,800	\$ 60,500	\$ 16,000	\$ 11,000	\$ 1,000
Operating and New Staff	185,000	120,000	120,000	120,000	120,000
Totals	\$ 291,800	\$ 180,500	\$ 136,000	\$ 131,000	\$ 121,000

CITY OF PORT ST. LUCIE - CHANGE IN COST CAPITAL IMPROVEMENT PROJECT REQUEST FORM



PROJECT TYPE: NEW PROJECT PROJECT CHANGE/UPDATE

Department/Division: CRA
Contact Person: Jennifer Davis
Phone #/Extension: x4342
Fund Number:

Project Title: The Port - Historic Homes Sub Sheets
Project Number:
Amount Spent-to-date: \$ 882,415



Project Justification

Project Description & Scope: Continued refurbishment of historic structures.

Purpose: Policy Directives

City Council Goal: Culture, nature and fun activities.

Return on Investment (ROI) Considerations

Payback Period (ROI): Project will enhance the quality of life or quality of governmental services for our citizens.

Financial Information

Funding Sources					
Funding Type	FY 2021-22	FY 2022-23	FY 2023-24	FY 2024-25	FY 2025-26
Interfund Transfer #151	\$ -	\$ 250,000	\$ -	\$ -	\$ -
Interfund Transfer #152	250,000	-	-	-	-
Interfund Transfer #158	-	-	250,000	-	-
Grants	250,000	250,000	250,000	-	-
Interfund Transfer #001	-	-	-	-	-
Totals	\$ 500,000	\$ 500,000	\$ 500,000	\$ -	\$ -

Capital Project Expenditures/Expenses					
Activity	FY 2021-22	FY 2022-23	FY 2023-24	FY 2024-25	FY 2025-26
Design	\$ 100,000	\$ 50,000	\$ 50,000	\$ -	\$ -
Construction	400,000	450,000	450,000	-	-
	-	-	-	-	-
Totals	\$ 500,000	\$ 500,000	\$ 500,000	\$ -	\$ -

Impact on Operational Expenditures/Expenses					
Activity	FY 2021-22	FY 2022-23	FY 2023-24	FY 2024-25	FY 2025-26
Maintenance	\$ -	\$ 15,000	\$ 15,000	\$ 15,000	\$ 15,000
	-	-	-	-	-
Totals	\$ -	\$ 15,000	\$ 15,000	\$ 15,000	\$ 15,000

CITY OF PORT ST. LUCIE - CHANGE IN COST CAPITAL IMPROVEMENT PROJECT REQUEST FORM

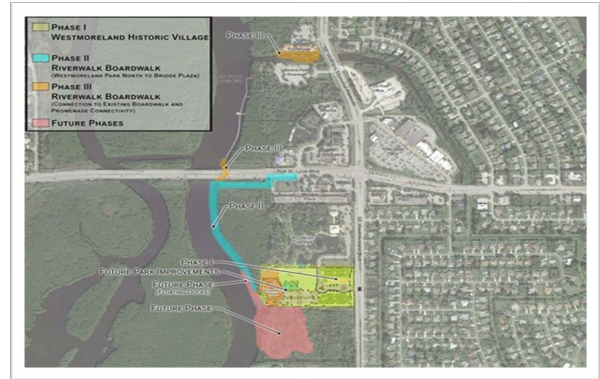


PROJECT TYPE: NEW PROJECT PROJECT CHANGE/UPDATE

Department/Division: CRA
Contact Person: Jennifer Davis
Phone #/Extension: x4342
Fund Number: 301-7210

Project Title: The Port - Boardwalk Construction under
PSL Blvd Bridge Sub-Sheet

Project Number: N/A
Amount Spent-to-date: \$ 114,889



Project Justification

Justification: Construction of The Port Boardwalk adjacent to City-owned Westmoreland properties. Boardwalk Connection from Bridge Plaza to Tom Hooper Park.

Purpose: Policy Directives

City Council Goal: Culture, nature and fun activities.

Return on Investment (ROI) Considerations

Payback Period (ROI): Project will enhance the quality of life or quality of governmental services for our citizens.

Financial Information

Funding Sources

Funding Type	FY 2021-22	FY 2022-23	FY 2023-24	FY 2024-25	FY 2025-26
Fund Balance	\$ -	\$ -	\$ -	\$ -	\$ -
Grants	400,000	-	-	-	-
Fund Transfer from #152	730,000	-	-	-	-
	-	-	-	-	-
Totals	\$ 1,130,000	\$ -	\$ -	\$ -	\$ -

Capital Project Expenditures/Expenses

Activity	FY 2021-22	FY 2022-23	FY 2023-24	FY 2024-25	FY 2025-26
Construction	\$ 1,000,000	\$ -	\$ -	\$ -	\$ -
Construction CEI	100,000	-	-	-	-
Environmental Services	20,000	-	-	-	-
Riverwalk - Misc. Items	10,000	-	-	-	-
Totals	\$ 1,130,000	\$ -	\$ -	\$ -	\$ -

Impact on Operational Expenditures/Expenses

Activity	FY 2021-22	FY 2022-23	FY 2023-24	FY 2024-25	FY 2025-26
Management, Operating	\$ 5,000	\$ 5,000	\$ 5,000	\$ 5,000	\$ 5,000
	-	-	-	-	-
Totals	\$ 5,000	\$ 5,000	\$ 5,000	\$ 5,000	\$ 5,000

CITY OF PORT ST. LUCIE - CHANGE IN COST CAPITAL IMPROVEMENT PROJECT REQUEST FORM



PROJECT TYPE: NEW PROJECT PROJECT CHANGE/UPDATE

Department/Division: Parks & Recreation/CRA
Contact Person: Brad Keen/Jennifer Davis
Phone #/Extension: x4005/x4342
Fund Number: 301-7210

Project Title: The Port - Playground & Placemaker
 Sub-sheet
Project Number: N/A
Amount Spent-to-date:



Project Justification

Project Description & Scope: A Placemaker will provide concepts for destination location park playground design/amenities.

Purpose: Policy Directives

City Council Goal: Safe, Clean and beautiful.

Return on Investment (ROI) Considerations

Payback Period (ROI): Project will enhance the quality of life or quality of governmental services for our citizens.

Financial Information

Funding Sources

Funding Type	FY 2021-22	FY 2022-23	FY 2023-24	FY 2024-25	FY 2025-26
Fund Balance	\$ -	\$ -	\$ -	\$ -	\$ -
Interfund Transfer from #152	2,500,000	-	-	-	-
Totals	\$ 2,500,000	\$ -	\$ -	\$ -	\$ -

Capital Project Expenditures/Expenses

Activity	FY 2021-22	FY 2022-23	FY 2023-24	FY 2024-25	FY 2025-26
Westmoreland The Port Playground	\$ 2,500,000	\$ -	\$ -	\$ -	\$ -
Placemaker Design and Construction	-	-	-	-	-
Totals	\$ 2,500,000	\$ -	\$ -	\$ -	\$ -

Impact on Operational Expenditures/Expenses

Activity	FY 2021-22	FY 2022-23	FY 2023-24	FY 2024-25	FY 2025-26
Management & Operating	\$ -	\$ 1,000	\$ 1,000	\$ 1,000	\$ 1,000
001-7210 Staff 2 FT	-	120,000	120,000	120,000	120,000
Totals	\$ -	\$ 121,000	\$ 121,000	\$ 121,000	\$ 121,000

CITY OF PORT ST. LUCIE - CHANGE IN COST CAPITAL IMPROVEMENT PROJECT REQUEST FORM



PROJECT TYPE: NEW PROJECT PROJECT CHANGE/UPDATE

Department/Division: CRA
Contact Person: Jennifer Davis
Phone #/Extension: x4342
Fund Number: 301-7210

Project Title: The Port - Middle Parcel Improvements
 Sub-sheet
Project Number: x
Amount Spent-to-date: \$ 948,490



Project Justification

Project Description & Scope: To provide park infrastructure improvements, parking & roundabout, restroom facility, site grade & development, boardwalk stage, sea wall, terrace seating and restaurant pad-ready site.

Purpose: Life Safety

City Council Goal: Safe, Clean and beautiful.

Return on Investment (ROI) Considerations

Payback Period (ROI): Project will enhance the quality of life or quality of governmental services for our citizens.

Financial Information

Funding Sources

Funding Type	FY 2021-22	FY 2022-23	FY 2023-24	FY 2024-25	FY 2025-26
Interfund Transfer #150	\$ -	\$ -	\$ -	\$ -	\$ -
Interfund Transfer #152	3,060,300	-	-	-	-
Grant	69,700	-	-	-	-
	-	-	-	-	-
Totals	\$ 3,130,000	\$ -	\$ -	\$ -	\$ -

Capital Project Expenditures/Expenses

Activity	FY 2021-22	FY 2022-23	FY 2023-24	FY 2024-25	FY 2025-26
Construction	\$ 2,700,000	\$ -	\$ -	\$ -	\$ -
Design	100,000	-	-	-	-
Construction Utilities	50,000	-	-	-	-
Construction CEI	280,000	-	-	-	-
Totals	\$ 3,130,000	\$ -	\$ -	\$ -	\$ -

Impact on Operational Expenditures/Expenses

Activity	FY 2021-22	FY 2022-23	FY 2023-24	FY 2024-25	FY 2025-26
Management, Operating	\$ 31,300	\$ 31,300	\$ 31,300	\$ 31,300	\$ 31,300
Staff	65,000	65,000	65,000	65,000	65,000
Totals	\$ 96,300	\$ 96,300	\$ 96,300	\$ 96,300	\$ 96,300

CITY OF PORT ST. LUCIE - CHANGE IN COST CAPITAL IMPROVEMENT PROJECT REQUEST FORM



PROJECT TYPE: NEW PROJECT PROJECT CHANGE/UPDATE

Department/Division: Parks & Recreation/CRA
Contact Person: Jennifer Davis
Phone #/Extension: x4342
Fund Number: 301-7210

Project Title: The Port - Preservation Tract
 Improvements- Sub-Sheet

Project Number: N/A
Amount Spent-to-date:



Project Justification

Project Description & Scope: Property purchased through grant from FCT in 2002. Management plan requires property be opened to public with trails and wetland crossing. This component of The Port Project will include boardwalk from the limits of the conservation tract to the stage, walking trails and wetland crossing trail connection. Construction timing is scheduled to align with the overall site work on the adjacent middle tract.

Purpose: Policy Directives

City Council Goal: Culture, nature and fun activities.

Return on Investment (ROI) Considerations

Payback Period (ROI): Project will enhance the quality of life or quality of governmental services for our citizens.

Financial Information

Funding Sources

Funding Type	FY 2021-22	FY 2022-23	FY 2023-24	FY 2024-25	FY 2025-26
Interfund Transfer from #151	\$ 1,360,000	\$ -	\$ -	\$ -	\$ -
Interfund Transfer from #608	500,000	-	-	-	-
	-	-	-	-	-
Totals	\$ 1,860,000	\$ -	\$ -	\$ -	\$ -

Capital Project Expenditures/Expenses

Activity	FY 2021-22	FY 2022-23	FY 2023-24	FY 2024-25	FY 2025-26
Construction	\$ 1,500,000	\$ -	\$ -	\$ -	\$ -
CEI	150,000	-	-	-	-
Utilities	10,000	-	-	-	-
Mitigation	200,000	-	-	-	-
Totals	\$ 1,860,000	\$ -	\$ -	\$ -	\$ -

Impact on Operational Expenditures/Expenses

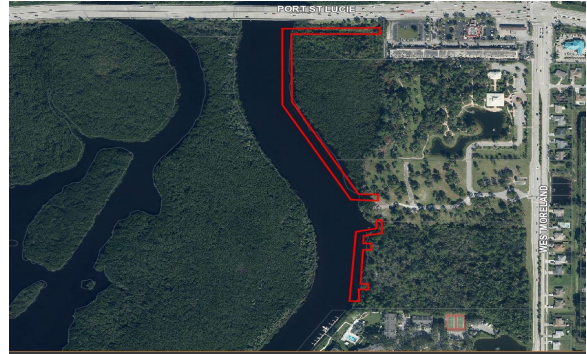
Activity	FY 2021-22	FY 2022-23	FY 2023-24	FY 2024-25	FY 2025-26
Management & Operating	\$ 5,000	\$ 5,000	\$ 5,000	\$ 5,000	\$ 5,000
	-	-	-	-	-
Totals	\$ 5,000	\$ 5,000	\$ 5,000	\$ 5,000	\$ 5,000

CITY OF PORT ST. LUCIE - **NEW PROJECT** CAPITAL IMPROVEMENT PROJECT REQUEST FORM



PROJECT TYPE: NEW PROJECT PROJECT CHANGE/UPDATE

Department/Division: CRA
Contact Person: Jennifer Davis
Phone #/Extension: Ext.4342
Fund Number: 301-7210



Project Title: The Port -Boardwalk Security Cameras -
Phase I
Project Number:
Amount Spent-to-Date:

Project Justification

Project Description & Scope: Project supported by the City Council to install security cameras along the Northern and Southern segments of the new boardwalk at The Port. This project will provide added security and reduce vandalism, in a similar fashion as Veterans Park at Rivergate Boardwalk and boat ramps. Phase II of this project will follow once preliminary design for the Middle Tract are complete. Components installed within this project will reduce the cost of Phase II. Fiber optic lines from Westmoreland will also be brought into the park for this system and it will also provide access points for City Free WIFI.

Purpose: Best Practices

City Council Goal: High-quality infrastructure and facilities.

Return on Investment (ROI) Considerations

Payback Period (ROI): Project will enhance the quality of life or quality of governmental services for our citizens.

Financial Information

Funding Sources

Funding Type	FY 2021-22	FY 2022-23	FY 2023-24	FY 2024-25	FY 2025-26
Interfund Tranfer from #158	\$ 405,000	\$ -	\$ -	\$ -	\$ -
	-	-	-	-	-
	-	-	-	-	-
Totals	\$ 405,000	\$ -	\$ -	\$ -	\$ -

Capital Project Expenditures/Expenses

Activity	FY 2021-22	FY 2022-23	FY 2023-24	FY 2024-25	FY 2025-26
Design and Construction	\$ 405,000	\$ -	\$ -	\$ -	\$ -
	-	-	-	-	-
	-	-	-	-	-
Totals	\$ 405,000	\$ -	\$ -	\$ -	\$ -

Impact on Operational Expenditures/Expenses

Activity	FY 2021-22	FY 2022-23	FY 2023-24	FY 2024-25	FY 2025-26
Increase in Maintenance Costs	\$ 8,250	\$ 8,250	\$ 8,250	\$ 8,250	\$ 8,250
	-	-	-	-	-
Totals	\$ 8,250	\$ 8,250	\$ 8,250	\$ 8,250	\$ 8,250

Notes: This project identified as a top priority by the City Council.

CITY OF PORT ST. LUCIE - **NEW PROJECT** CAPITAL IMPROVEMENT PROJECT REQUEST FORM

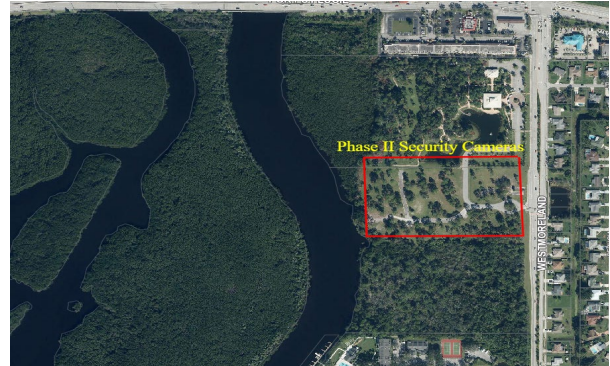


PROJECT TYPE: NEW PROJECT PROJECT CHANGE/UPDATE

Department/Division: CRA
Contact Person: Jennifer Davis
Phone #/Extension: Ext.4342
Fund Number: 301-7210

Project Title: The Port - Middle Tract Security Cameras - Phase II

Project Number:
Amount Spent-to-Date:



Project Justification

Project Description & Scope: Project supported by the City Council to install security cameras within the middle parcel of Pioneer Park to include the new parking areas, event lawn, playground, historic homes and restaurant site. This project will provide added security and reduce vandalism. Although Phase I reduced the construction costs to the server cabinet equipment, Phase II is larger and will require additional cameras and LPR readers to properly provide security for patrons. Fiber optic lines from Westmoreland will also be brought into the park for this system and it will also provide access points for City Free WIFI.

Purpose: Best Practices

City Council Goal: High-quality infrastructure and facilities.

Return on Investment (ROI) Considerations

Payback Period (ROI): Project will enhance the quality of life or quality of governmental services for our citizens.

Financial Information

Funding Sources

Funding Type	FY 2021-22	FY 2022-23	FY 2023-24	FY 2024-25	FY 2025-26
Interfund Transfer from #158	\$ -	\$ 150,000	\$ -	\$ -	\$ -
Interfund Transfer from #152	-	474,000	-	-	-
	-	-	-	-	-
Totals	\$ -	\$ 624,000	\$ -	\$ -	\$ -

Capital Project Expenditures/Expenses

Activity	FY 2021-22	FY 2022-23	FY 2023-24	FY 2024-25	FY 2025-26
Design and Construction	\$ -	\$ 624,000	\$ -	\$ -	\$ -
	-	-	-	-	-
	-	-	-	-	-
Totals	\$ -	\$ 624,000	\$ -	\$ -	\$ -

Impact on Operational Expenditures/Expenses

Activity	FY 2021-22	FY 2022-23	FY 2023-24	FY 2024-25	FY 2025-26
Increase in Maintenance Costs	\$ -	\$ -	\$ 8,250	\$ 8,250	\$ 8,250
	-	-	-	-	-
Totals	\$ -	\$ -	\$ 8,250	\$ 8,250	\$ 8,250

Notes: This project design will have an increased cost due to the nature of the project and the customization of curtain cameras, camera poles and fiber optic runs throughout the Park that will aid with providing fee WIFI connection points and future expansion into the preserve & nature trails.

CITY OF PORT ST. LUCIE - **NEW PROJECT** CAPITAL IMPROVEMENT PROJECT REQUEST FORM



PROJECT TYPE: NEW PROJECT PROJECT CHANGE/UPDATE

Department/Division: Parks & Recreation/CRA
Contact Person: Jennifer Davis
Phone #/Extension: x4342
Fund Number:

Project Title: The Port Promenade Sub-Sheet
Project Number:
Amount Spent-to-date:



Project Justification

Justification: This component of the Port Project consists of constructing dockage and day mooring facilities on both sides of the canal for pedestrian and additional boat access to boardwalk and nearby restaurants.

Purpose: Policy Directives

City Council Goal: Culture, nature and fun activities.

Return on Investment (ROI) Considerations

Payback Period (ROI): Project will enhance the quality of life or quality of governmental services for our citizens.

Financial Information

Funding Sources					
Funding Type	FY 2021-22	FY 2022-23	FY 2023-24	FY 2024-25	FY 2025-26
Interfund Transfer from #151	\$ -	\$ 302,500	\$ -	\$ -	\$ -
Interfund Transfer from #152	-	250,000	-	-	-
Interfund Transfer from #153	-	597,500	-	-	-
Interfund Transfer from #158	100,000	-	-	-	-
	-	-	-	-	-
Totals	\$ 100,000	\$ 1,150,000	\$ -	\$ -	\$ -

Capital Project Expenditures/Expenses					
Activity	FY 2021-22	FY 2022-23	FY 2023-24	FY 2024-25	FY 2025-26
Design and permitting	\$ 100,000	\$ -	\$ -	\$ -	\$ -
Construction	-	1,000,000	-	-	-
Mitigation	-	50,000	-	-	-
CEI	-	100,000	-	-	-
Totals	\$ -	\$ 1,150,000	\$ -	\$ -	\$ -

Impact on Operational Expenditures/Expenses					
Activity	FY 2021-22	FY 2022-23	FY 2023-24	FY 2024-25	FY 2025-26
Management and Maintenance	\$ -	\$ 34,500	\$ 5,000	\$ 5,000	\$ 5,000
	-	-	-	-	-
Totals	\$ -	\$ 34,500	\$ 5,000	\$ 5,000	\$ 5,000

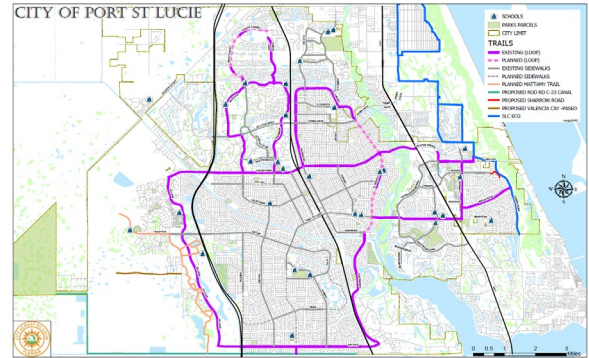
CITY OF PORT ST. LUCIE - **NEW PROJECT** CAPITAL IMPROVEMENT PROJECT REQUEST FORM



PROJECT TYPE: NEW PROJECT PROJECT CHANGE/UPDATE

Department/Division: Parks & Recreation
Contact Person: Kelly Boatwright
Phone #/Extension: X5099
Fund Number: 301-7210

Project Title: Citywide Trails
Project Number:
Amount Spent-to-date:



Project Justification

Project Description & Scope: Trails were ranked number one in the 10-Year Master Plan Needs Assessment Summary for facilities in the City. As one of the most-needed amenities, this will require a plan that will serve as a guiding document that will provide a vision for long-term trail development and an action plan for accomplishing immediate trail opportunities that can be used for recreation experiences. Working in partnership with Goal #5 Strategic Planning Initiative - Implement a Multimodal Plan, P&R was able to combine resources & use the Multimodal Plan's Suggested Projects List as the guiding document for the Trails Plan. As such, it was determined, in sequence with the newly adopted High Performance Public Spaces concept for the city, to prioritize potential trails using an approved ranking criteria to begin design and construction of the top-ranked Trails.

Purpose: Policy Directives
City Council Goal: Culture, nature and fun activities.

Return on Investment (ROI) Considerations

Payback Period (ROI): Project will enhance the quality of life or quality of governmental services for our citizens.

Financial Information

Funding Sources					
Funding Type	FY 2021-22	FY 2022-23	FY 2023-24	FY 2024-25	FY 2025-26
Interfund Transfer #153	\$ 306,000	\$ -	\$ -	\$ -	\$ -
Interfund Transfer #158	194,000	-	-	-	-
	-	-	-	-	-
Totals	\$ 500,000	\$ -	\$ -	\$ -	\$ -

Capital Project Expenditures/Expenses					
Activity	FY 2021-22	FY 2022-23	FY 2023-24	FY 2024-25	FY 2025-26
Design	\$ -	\$ -	\$ -	\$ -	\$ -
Construction	500,000	-	-	-	-
	-	-	-	-	-
Totals	\$ 500,000	\$ -	\$ -	\$ -	\$ -

Impact on Operational Expenditures/Expenses					
Activity	FY 2021-22	FY 2022-23	FY 2023-24	FY 2024-25	FY 2025-26
Operating Expense-Staff Costs	\$ -	-	\$ -	-	\$ -
	-	-	-	-	-
Totals	\$ -	\$ -	\$ -	\$ -	\$ -

CITY OF PORT ST. LUCIE - **NEW PROJECT** CAPITAL IMPROVEMENT PROJECT REQUEST FORM



PROJECT TYPE: NEW PROJECT PROJECT CHANGE/UPDATE

Department/Division: Parks & Recreation
Contact Person: Kelly Boatwright
Phone #/Extension: x5099
Fund Number: 301-7210

Project Title: Park Entrance Signs
Project Number: N/A
Amount Spent-to-date: N/A

*Phase I \$75K - pulled from FY18/19 001-7210-546300 repair and maintenance to equipment.



Project Justification

Project Description & Scope: As part of the 10-Year Master Plan, the Parks & Recreation Department seeks to create a sense of continuity and consistency throughout the city parks system. All 45 of the identified City Parks entrance signs will be replaced and/or upgraded. This will also assist in the Parks & Recreation rebranding efforts.

Purpose: Policy Directives

City Council Goal: Culture, nature and fun activities.

Return on Investment (ROI) Considerations

Payback Period (ROI): Project will enhance the quality of life or quality of governmental services for our citizens.

Financial Information

Funding Sources

Funding Type	FY 2021-22	FY 2022-23	FY 2023-24	FY 2024-25	FY 2025-26
Use of Reserves	\$ 92,500	\$ -	\$ -	\$ -	\$ -
	-	-	-	-	-
	-	-	-	-	-
Totals	\$ 92,500	\$ -	\$ -	\$ -	\$ -

Capital Project Expenditures/Expenses

Activity	FY 2021-22	FY 2022-23	FY 2023-24	FY 2024-25	FY 2025-26
Design and Phase I Construction	\$ -	\$ -	\$ -	\$ -	\$ -
Phase II Construction	-	-	-	-	-
Phase III Construction	92,500	-	-	-	-
Totals	\$ 92,500	\$ -	\$ -	\$ -	\$ -

Impact on Operational Expenditures/Expenses

Activity	FY 2021-22	FY 2022-23	FY 2023-24	FY 2024-25	FY 2025-26
Operating Expense-Staff Costs	\$ 2,300	\$ 2,300	\$ 2,300	\$ 2,300	\$ 2,300
	-	-	-	-	-
Totals	\$ 2,300	\$ 2,300	\$ 2,300	\$ 2,300	\$ 2,300

CITY OF PORT ST. LUCIE CAPITAL IMPROVEMENT PROJECT REQUEST FORM



PROJECT TYPE: NEW PROJECT PROJECT CHANGE/UPDATE

Department/Division: Parks & Recreation
Contact Person: Billy Henson/Mike Kendrick
Phone #/Extension: 772-344-4021
Fund Number: 301-7210



Project Title: Sportsman's Park Security Camera Upgrade
Project Number:
Amount Spent-to-Date:

Project Justification

Project Description & Scope: Need to increase security coverage to the remaining 1/3 of the park that lacks camera coverage. Cameras installed will help to ensure patron, employee, and park safety. Upgrade will also replace antiquated server, increase fiber optic connections, and failing cameras. Upgrades will also be included to Sportsman's Park West security camera system at the same time.

Purpose: Best Practices

City Council Goal: High-quality infrastructure and facilities.

Return on Investment (ROI) Considerations

Payback Period (ROI): Project will enhance the quality of life or quality of governmental services for our citizens.

Financial Information

Funding Sources

Funding Type	FY 2021-22	FY 2022-23	FY 2023-24	FY 2024-25	FY 2025-26
Interfund Transfer from #001	\$ 427,529	\$ -	\$ -	\$ -	\$ -
Use of Reserves	47,471	-	-	-	-
Increased Cost \$141,000	-	-	-	-	-
Totals	\$ 475,000	\$ -	\$ -	\$ -	\$ -

Capital Project Expenditures/Expenses

Activity	FY 2021-22	FY 2022-23	FY 2023-24	FY 2024-25	FY 2025-26
Design and installation	\$ 475,000	\$ -	\$ -	\$ -	\$ -
	-	-	-	-	-
	-	-	-	-	-
	-	-	-	-	-
Totals	\$ 475,000	\$ -	\$ -	\$ -	\$ -

Impact on Operational Expenditures/Expenses

Activity	FY 2021-22	FY 2022-23	FY 2023-24	FY 2024-25	FY 2025-26
Increase in Maintenance Costs	\$ -	\$ 8,350	\$ 8,350	\$ 8,350	\$ 8,350
	-	-	-	-	-
Totals	\$ -	\$ 8,350	\$ 8,350	\$ 8,350	\$ 8,350

CITY OF PORT ST. LUCIE - **NEW PROJECT** CAPITAL IMPROVEMENT PROJECT REQUEST FORM



PROJECT TYPE: NEW PROJECT PROJECT CHANGE/UPDATE

Department/Division: Parks & Recreation
Contact Person: Billy Henson/Roger Jacobs
Phone #/Extension: X4021/X4220
Fund Number: 301-7210

*Pulled from Capital Outlay 001-7210-56200 FY 19/20



Project Title: Sportsman's Park West Storage Building

Project Number: N/A
Amount Spent-to-date: N/A

Project Justification

Project Description & Scope: Identified as part of the Deferred Maintenance List for FY 19-20 and approved as part of the FY 19-20 Park Capital Improvement budget (Buildings), this project has been moved to the CIP list 301-7210. Current conditions of this building are rapidly deteriorating due to water damage, termites, and leaking/ rusting metal roofing systems.

Purpose: Policy Directives

City Council Goal: Culture, nature and fun activities.

Return on Investment (ROI) Considerations

Payback Period (ROI): Project will enhance the quality of life or quality of governmental services for our citizens.

Financial Information

Funding Sources

Funding Type	FY 2021-22	FY 2022-23	FY 2023-24	FY 2024-25	FY 2025-26
Interfund Transfer from #150	\$ 380,337	\$ -	\$ -	\$ -	\$ -
Use of Reserves	69,663	-	-	-	-
	-	-	-	-	-
Totals	\$ 450,000	\$ -	\$ -	\$ -	\$ -

Capital Project Expenditures/Expenses

Activity	FY 2021-22	FY 2022-23	FY 2023-24	FY 2024-25	FY 2025-26
Sportsman's Park West Storage Building	\$ 450,000	\$ -	\$ -	\$ -	\$ -
	-	-	-	-	-
	-	-	-	-	-
Totals	\$ 450,000	\$ -	\$ -	\$ -	\$ -

Impact on Operational Expenditures/Expenses

Activity	FY 2021-22	FY 2022-23	FY 2023-24	FY 2024-25	FY 2025-26
Operating Expense-Staff Costs	\$ -	\$ 5,150	\$ 5,150	\$ 5,150	\$ 5,150
	-	-	-	-	-
Totals	\$ -	\$ 5,150	\$ 5,150	\$ 5,150	\$ 5,150

CITY OF PORT ST. LUCIE - **NEW PROJECT** CAPITAL IMPROVEMENT PROJECT REQUEST FORM



PROJECT TYPE: NEW PROJECT PROJECT CHANGE/UPDATE

Department/Division: Parks & Recreation
Contact Person: Billy Henson/Mike Kendrick
Phone #/Extension: 772-344-4021
Fund Number: 301-7210

Project Title: Lyngate Park Lighting Improvements
Project Number: N/A
Amount Spent-to-Date: N/A



Project Justification

Project Description & Scope: Replace inadequate lighting for coverage during night operation at Lyngate Park. Replacement of existing lights and additional lighting will help to promote site security, safety and improve playability.

Purpose: Best Practices

City Council Goal: High-quality infrastructure and facilities.

Return on Investment (ROI) Considerations

Payback Period (ROI): Project will enhance the quality of life or quality of governmental services for our citizens.

Financial Information

Funding Sources

Funding Type	FY 2021-22	FY 2022-23	FY 2023-24	FY 2024-25	FY 2025-26
Interfund Transfer #001	\$ -	\$ -	\$ -	\$ -	\$ 187,000
	-	-	-	-	-
	-	-	-	-	-
Totals	\$ -	\$ -	\$ -	\$ -	\$ 187,000

Capital Project Expenditures/Expenses

Activity	FY 2021-22	FY 2022-23	FY 2023-24	FY 2024-25	FY 2025-26
Lighting	\$ -	\$ -	\$ -	\$ -	\$ 187,000
	-	-	-	-	-
	-	-	-	-	-
Totals	\$ -	\$ -	\$ -	\$ -	\$ 187,000

Impact on Operational Expenditures/Expenses

Activity	FY 2021-22	FY 2022-23	FY 2023-24	FY 2024-25	FY 2025-26
Increase in Maintenance Costs	\$ -	\$ -	\$ -	\$ -	\$ 3,800
	-	-	-	-	-
Totals	\$ -	\$ -	\$ -	\$ -	\$ 3,800

Notes:

CITY OF PORT ST. LUCIE CAPITAL IMPROVEMENT PROJECT REQUEST FORM



PROJECT TYPE: NEW PROJECT PROJECT CHANGE/UPDATE

Department/Division: Parks & Recreation
Contact Person: Billy Henson
Phone #/Extension: 772-344-4021
Fund Number: 301-7210

Project Title: Whispering Pines Back Lot Renovation
Project Number:
Amount Spent-to-Date:



Project Justification

Project Description & Scope: Area formerly known as Skate City will be removed and renovated to a multisport field to accommodate for additional field space that will allow staff to relocate the current T-Ball fields and hitting stations behind field #2 that have posed safety issues to patrons entering this area. Currently, this facility is already lighted by sports lighting. Project will move up if C.D.B.G. approves project.

Purpose: Best Practices

City Council Goal: High-quality infrastructure and facilities.

Return on Investment (ROI) Considerations

Payback Period (ROI): Project will enhance the quality of life or quality of governmental services for our citizens.

Financial Information

Funding Sources

Funding Type	FY 2021-22	FY 2022-23	FY 2023-24	FY 2024-25	FY 2025-26
Interfund Transfer #001	\$ -	\$ 40,000	\$ -	\$ -	\$ -
	-	-	-	-	-
	-	-	-	-	-
Totals	\$ -	\$ 40,000	\$ -	\$ -	\$ -

Capital Project Expenditures/Expenses

Activity	FY 2021-22	FY 2022-23	FY 2023-24	FY 2024-25	FY 2025-26
Whispering Pines Park Back Lot Renovation Design	\$ -	\$ 40,000	\$ -	\$ -	\$ -
Whispering Pines Park Back Lot Renovation Construction	-	-	-	-	-
	-	-	-	-	-
	-	-	-	-	-
Totals	\$ -	\$ 40,000	\$ -	\$ -	\$ -

Impact on Operational Expenditures/Expenses

Activity	FY 2021-22	FY 2022-23	FY 2023-24	FY 2024-25	FY 2025-26
Operating Expense-Staff Costs	\$ -	\$ -	\$ 7,625	\$ 7,625	\$ 7,625
	-	-	-	-	-
Totals	\$ -	\$ -	\$ 7,625	\$ 7,625	\$ 7,625


Notes:

CITY OF PORT ST. LUCIE - **NEW PROJECT** CAPITAL IMPROVEMENT PROJECT REQUEST FORM



PROJECT TYPE: NEW PROJECT PROJECT CHANGE/UPDATE

Department/Division: Parks & Recreation
Contact Person: Mike Kendrick/Billy Henson
Phone #/Extension: x5260/4021
Fund Number: 301-7210



Project Title: Sports Lighting at McChesney East/West
 and Sportsman's West Parks
Project Number:
Amount Spent-to-date:

Project Justification

Project Description & Scope: Replace sports lighting at McChesney Park East-West & Sportsman's West Park that are inadequate in coverage during night operations. Replacement of existing lights and additional lighting will help to promote site security, safety and improve playability.

Purpose: Policy Directives

City Council Goal: Culture, nature and fun activities.

Return on Investment (ROI) Considerations

Payback Period (ROI): Project will enhance the quality of life or quality of governmental services for our citizens.

Financial Information

Funding Sources

Funding Type	FY 2021-22	FY 2022-23	FY 2023-24	FY 2024-25	FY 2025-26
Interfund Transfer from Fund #001	\$ -	\$ -	\$ 782,000	\$ 370,000	\$ -
	-	-	-	-	-
	-	-	-	-	-
Totals	\$ -	\$ -	\$ 782,000	\$ 370,000	\$ -

Capital Project Expenditures/Expenses

Activity	FY 2021-22	FY 2022-23	FY 2023-24	FY 2024-25	FY 2025-26
Install and/or replace lighting	\$ -	\$ -	\$ 782,000	\$ 370,000	\$ -
	-	-	-	-	-
	-	-	-	-	-
Totals	\$ -	\$ -	\$ 782,000	\$ 370,000	\$ -

Impact on Operational Expenditures/Expenses

Activity	FY 2021-22	FY 2022-23	FY 2023-24	FY 2024-25	FY 2025-26
Electrical Savings	\$ -	\$ -	\$ -	\$ (5,000)	\$ (7,500)
	-	-	-	-	-
Totals	\$ -	\$ -	\$ -	\$ (5,000)	\$ (7,500)

CITY OF PORT ST. LUCIE - **NEW PROJECT** CAPITAL IMPROVEMENT PROJECT REQUEST FORM



PROJECT TYPE: NEW PROJECT PROJECT CHANGE/UPDATE

Department/Division: Parks & Recreation
Contact Person: Mike Kendrick/Billy Henson
Phone #/Extension: x5260/x4021
Fund Number: 301-7210



Project Title: Whispering Pines Park -
Bleacher Shade Structures

Project Number:
Amount Spent-to-date:

Project Justification

Project Description & Scope: Shade structures are needed within the park at the four baseball fields to shield patrons from the heat and inclement weather.

Purpose: Policy Directives

City Council Goal: Culture, nature and fun activities.

Return on Investment (ROI) Considerations

Payback Period (ROI): Project will enhance the quality of life or quality of governmental services for our citizens.

Financial Information

Funding Sources

Funding Type	FY 2021-22	FY 2022-23	FY 2023-24	FY 2024-25	FY 2025-26
Use of Reserves	\$ -	\$ 258,000	\$ -	\$ -	\$ -
Interfund Transfer from #001	-	-	320,000	-	-
	-	-	-	-	-
Totals	\$ -	\$ 258,000	\$ 320,000	\$ -	\$ -

Capital Project Expenditures/Expenses

Activity	FY 2021-22	FY 2022-23	FY 2023-24	FY 2024-25	FY 2025-26
Design & Construction	\$ -	\$ 258,000	\$ -	\$ -	\$ -
Design & Construction	-	-	320,000	-	-
	-	-	-	-	-
Totals	\$ -	\$ 258,000	\$ 320,000	\$ -	\$ -

Impact on Operational Expenditures/Expenses

Activity	FY 2021-22	FY 2022-23	FY 2023-24	FY 2024-25	FY 2025-26
Maintenance	\$ -	\$ -	\$ 6,450	\$ 6,450	\$ 6,450
	-	-	-	-	-
Totals	\$ -	\$ -	\$ 6,450	\$ 6,450	\$ 6,450

CITY OF PORT ST. LUCIE - **NEW PROJECT** CAPITAL IMPROVEMENT PROJECT REQUEST FORM



PROJECT TYPE: NEW PROJECT PROJECT CHANGE/UPDATE

Department/Division: Parks & Recreation
Contact Person: Mike Kendrick/Billy Henson
Phone #/Extension: x5260/x4021
Fund Number: 301-7210

Project Title: Jessica Clinton Park Playground Replacement
Project Number: N/A
Amount Spent-to-date: N/A



Project Justification

Project Description & Scope: The park's original play structure has reached the end of its life cycle and will have been in service for 17 years. Replacement of this playground will provide increased ADA accessibility, incorporate all inclusive play systems with expressive and sensory amenities.

Purpose: Policy Directives

City Council Goal: Culture, nature and fun activities.

Return on Investment (ROI) Considerations

Payback Period (ROI): Project will enhance the quality of life or quality of governmental services for our citizens.

Financial Information

Funding Sources

Funding Type	FY 2021-22	FY 2022-23	FY 2023-24	FY 2024-25	FY 2025-26
Interfund Transfer #001	\$ -	\$ 853,000	\$ -	\$ -	\$ -
Cost Increase/\$200,000	-	-	-	-	-
Totals	\$ -	\$ 853,000	\$ -	\$ -	\$ -

Capital Project Expenditures/Expenses

Activity	FY 2021-22	FY 2022-23	FY 2023-24	FY 2024-25	FY 2025-26
Playground Replacement	\$ -	\$ 853,000	\$ -	\$ -	\$ -
	-	-	-	-	-
Totals	\$ -	\$ 853,000	\$ -	\$ -	\$ -

Impact on Operational Expenditures/Expenses

Activity	FY 2021-22	FY 2022-23	FY 2023-24	FY 2024-25	FY 2025-26
Repair & Maintenance-Equipment	\$ -	\$ -	\$ 5,000	\$ 5,000	\$ 5,000
	-	-	-	-	-
Totals	\$ -	\$ -	\$ 5,000	\$ 5,000	\$ 5,000


CITY OF PORT ST. LUCIE CAPITAL IMPROVEMENT PROJECT REQUEST FORM



PROJECT TYPE: NEW PROJECT PROJECT CHANGE/UPDATE

Department/Division: Parks and Recreation
Contact Person: Randy Ellman
Phone #/Extension: x7385
Fund Number: 301-7215

Project Title: Botanical Garden Security Fence
Project Number: N/A
Amount Spent-to-Date: N/A



Project Justification

Project Description & Scope: Construction of a decorative fence around the perimeter of the Botanical Gardens will increase security and decrease vandalism and theft.

Purpose:

City Council Goal: Culture, Nature, and Fun activities

Return on Investment (ROI) Considerations

Payback Period (ROI): Project will enhance the quality of life or quality of governmental services for our citizens.

Financial Information

Funding Sources

Funding Type	FY 2021-22	FY 2022-23	FY 2023-24	FY 2024-25	FY 2025-26
Interfund Transfer	\$ -	\$ 120,000	\$ -	\$ -	\$ -
	-	-	-	-	-
	-	-	-	-	-
Totals	\$ -	\$ 120,000	\$ -	\$ -	\$ -

Capital Project Expenditures/Expenses

Activity	FY 2021-22	FY 2022-23	FY 2023-24	FY 2024-25	FY 2025-26
Perimeter Decorative Fence	\$ -	\$ 120,000	\$ -	\$ -	\$ -
	-	-	-	-	-
	-	-	-	-	-
	-	-	-	-	-
Totals	\$ -	\$ 120,000	\$ -	\$ -	\$ -

Impact on Operational Expenditures/Expenses

Activity	FY 2021-22	FY 2022-23	FY 2023-24	FY 2024-25	FY 2025-26
Repairs and Maintenance	\$ -	\$ -	\$ 2,500	\$ 2,500	\$ 2,500
	-	-	-	-	-
Totals	\$ -	\$ -	\$ 2,500	\$ 2,500	\$ 2,500


CITY OF PORT ST. LUCIE - **NEW PROJECT** CAPITAL IMPROVEMENT PROJECT REQUEST FORM



PROJECT TYPE: NEW PROJECT PROJECT CHANGE/UPDATE

Department/Division: Parks & Recreation
Contact Person: Randy Ellman
Phone #/Extension: Ext.7385
Fund Number: 301-7215

Project Title: Botanical Gardens Security Camera/WIFI
Project Number:
Amount Spent-to-Date:



Project Justification

Project Description & Scope: After reviewing the loss of product and theft of items grown from the Friends of the Botanical Gardens and items stolen from events, the Friends of the Botanical Gardens are requesting security cameras and WIFI opportunities throughout the entire facility. Design and construction costs will be included. **This project is a top priority listed from the Friends of the Botanical Gardens and they are requesting that this project be approved for FY 22-23.**

Purpose: Best Practices

City Council Goal: High-quality infrastructure and facilities.

Return on Investment (ROI) Considerations

Payback Period (ROI): Project will enhance the quality of life or quality of governmental services for our citizens.

Financial Information

Funding Sources

Funding Type	FY 2021-22	FY 2022-23	FY 2023-24	FY 2024-25	FY 2025-26
Use of Reserves	\$ 362,000	\$ -	\$ -	\$ -	\$ -
	-	-	-	-	-
Totals	\$ 362,000	\$ -	\$ -	\$ -	\$ -

Capital Project Expenditures/Expenses

Activity	FY 2021-22	FY 2022-23	FY 2023-24	FY 2024-25	FY 2025-26
Design and Construction	\$ 362,000	\$ -	\$ -	\$ -	\$ -
	-	-	-	-	-
	-	-	-	-	-
Totals	\$ 362,000	\$ -	\$ -	\$ -	\$ -

Impact on Operational Expenditures/Expenses

Activity	FY 2021-22	FY 2022-23	FY 2023-24	FY 2024-25	FY 2025-26
Increase in Maintenance Costs	\$ -	\$ 8,250	\$ 8,250	\$ 8,250	\$ 8,250
	-	-	-	-	-
Totals	\$ -	\$ 8,250	\$ 8,250	\$ 8,250	\$ 8,250

Notes: This is listed as a top priority project for Botanical Gardens for FY 20-21

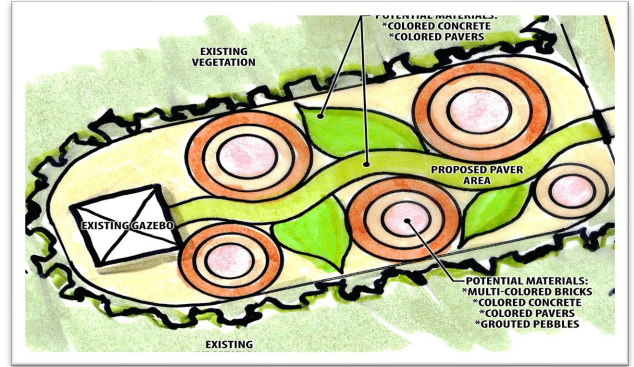
CITY OF PORT ST. LUCIE - **NEW PROJECT** CAPITAL IMPROVEMENT PROJECT REQUEST FORM



PROJECT TYPE: NEW PROJECT PROJECT CHANGE/UPDATE

Department/Division: Parks & Recreation
Contact Person: Randy Ellman
Phone #/Extension: Ext. 7385
Fund Number: 301-7215

Project Title: Botanical Gardens-Secret Garden Pavers
Project Number:
Amount Spent-to-Date:



Project Justification

Project Description & Scope: Requested by the Friends of the Botanical Gardens to install pavers to the secret gardens site. Staff recommendations are to approve in an effort to reduce maintenance costs. During FY 19-20, staff has invested in replacement turf over \$13,000 in repairs to keep this area acceptable for reservations. Due to the abundance of large trees and shade, this area continues to be problematic. **This a top priority request from the Friends of the Botanical Gardens and they are requesting that this project be approved for FY 21-22**

Purpose: Best Practices

City Council Goal: High-quality infrastructure and facilities.

Return on Investment (ROI) Considerations

Payback Period (ROI): Project will enhance the quality of life or quality of governmental services for our citizens.

Financial Information

Funding Sources

Funding Type	FY 2021-22	FY 2022-23	FY 2023-24	FY 2024-25	FY 2025-26
Use of Reserves	\$ 77,000	\$ -	\$ -	\$ -	\$ -
	-	-	-	-	-
Totals	\$ 77,000	\$ -	\$ -	\$ -	\$ -

Capital Project Expenditures/Expenses

Activity	FY 2021-22	FY 2022-23	FY 2023-24	FY 2024-25	FY 2025-26
Design/Construction	\$ 77,000	\$ -	\$ -	\$ -	\$ -
	-	-	-	-	-
	-	-	-	-	-
Totals	\$ 77,000	\$ -	\$ -	\$ -	\$ -

Impact on Operational Expenditures/Expenses

Activity	FY 2021-22	FY 2022-23	FY 2023-24	FY 2024-25	FY 2025-26
Increase in Maintenance Costs	\$ -	\$ -	\$ -	\$ -	\$ -
	-	-	-	-	-
Totals	\$ -	\$ -	\$ -	\$ -	\$ -

Notes: This project is listed as a top priority from the Botanical Gardens for FY 20-21

CITY OF PORT ST. LUCIE - **NEW PROJECT** CAPITAL IMPROVEMENT PROJECT REQUEST FORM



PROJECT TYPE: NEW PROJECT PROJECT CHANGE/UPDATE

Department/Division: The Saints Golf Course
Contact Person: Keith Bradshaw
Phone #/Extension: Ext. 4454
Fund Number: 301-7250



Project Title: Irrigation Controller Upgrade
Project Number:
Amount Spent-to-Date:

Project Justification

Project Description & Scope: This project will be for the upgrade of the existing golf course irrigation control system. This project will install a new central control computer system, 14 new control pedestals throughout the course, and the related radio/antenna network. Each pedestal will connect directly to the existing control lines that manage each of the course's sprinkler heads. The central control computer will include a radio/antenna network for controlling each of the course pedestals with an integrated software program for automatically controlling all course irrigation.

Purpose: Policy Directives

City Council Goal: High -quality infrastructure and facilities

Return on Investment (ROI) Considerations

Payback Period (ROI): Project will enhance the Irrigation Operations of the golf course

ROI: With a new centrally controlled irrigation system, maintenance will be able to better manage all daily irrigation procedures. Currently, the maintenance crew operates the course irrigation system manually by programming and adjusting each of the individual 14 control pedestals throughout the golf course. This new system will provide for increased flexibility for irrigation schedules and enhanced efficiency for total water usage on the golf course. This will also allow maintenance to be more efficient with their hours worked by spending less time manually controlling the existing system. Lastly, this new system will also allow for a better utilization of the existing master irrigation pumps relative to their maintenance and long term usage.

Financial Information

Funding Sources

Funding Type	FY 2021-22	FY 2022-23	FY 2023-24	FY 2024-25	FY 2025-26
Interfund Transfer #001	\$ 155,000	\$ -	\$ -	\$ -	\$ -
	-	-	-	-	-
Totals	\$ 155,000	\$ -	\$ -	\$ -	\$ -

Capital Project Expenditures/Expenses

Activity	FY 2021-22	FY 2022-23	FY 2023-24	FY 2024-25	FY 2025-26
Irrigation Controller Upgrade	\$ 155,000	\$ -	\$ -	\$ -	\$ -
	-	-	-	-	-
Totals	\$ 155,000	\$ -	\$ -	\$ -	\$ -

Impact on Operational Expenditures/Expenses

Activity	FY 2021-22	FY 2022-23	FY 2023-24	FY 2024-25	FY 2025-26
	\$ -	\$ -	\$ -	\$ -	\$ -
	-	-	-	-	-
Totals	\$ -	\$ -	\$ -	\$ -	\$ -

Note: Existing system is over 20-years-old and is no longer manufactured. Repair of current controllers is not possible in a timely manner, if at all. Upgrades in software and technology make a new system desirable for the efficiencies its installation could bring. Savings on water usage, less pump run time, remote accessibility and control, along with individual head control vs zone control would allow for more customization of irrigation applied to site-specific needs.

CITY OF PORT ST. LUCIE - **NEW PROJECT** CAPITAL IMPROVEMENT PROJECT REQUEST FORM



PROJECT TYPE: NEW PROJECT PROJECT CHANGE/UPDATE

Department/Division: The Saints Golf Course
Contact Person: Keith Bradshaw
Phone #/Extension: Ext 4454
Fund Number: 301-7250



Project Title: Cart Path & Practice Area Repairs
Project Number:
Amount Spent-to-Date:

Project Justification

Project Description & Scope: This project will be for the repair and re-build of the golf course cart paths. The existing asphalt pathways will be repaired and/or re-built to provide smoother surfaces, more aesthetic-contouring, and enhanced playability of the course. This project will also include a new asphalt cart path to the existing chipping practice area, for cart staging. This will enhance the practice area for increased customer traffic.

Purpose: Policy Directives

City Council Goal: Vibrant neighborhoods.

Return on Investment (ROI) Considerations

Payback Period (ROI): **Project will provided needed repairs to the golf course cart paths**

ROI: Re-built and repaired cart paths throughout the golf course will help the overall golfing experience for guests and increase rounds played and remove all safety related issues.

Financial Information

Funding Sources

Funding Type	FY 2021-22	FY 2022-23	FY 2023-24	FY 2024-25	FY 2025-26
Interfund Transfer #001	\$ 50,000	\$ -	\$ -	\$ -	\$ -
Interfund Transfer #001	-	195,000	-	-	-
Totals	\$ 50,000	\$ 195,000	\$ -	\$ -	\$ -

Capital Project Expenditures/Expenses

Activity	FY 2021-22	FY 2022-23	FY 2023-24	FY 2024-25	FY 2025-26
Cart Path Asphalt Repairs	\$ 50,000	\$ -	\$ -	\$ -	\$ -
Cart Path Asphalt Repairs	-	195,000	-	-	-
Totals	\$ 50,000	\$ 195,000	\$ -	\$ -	\$ -

Impact on Operational Expenditures/Expenses

Activity	FY 2021-22	FY 2022-23	FY 2023-24	FY 2024-25	FY 2025-26
No increase in maintenance	\$ -	\$ -	\$ -	\$ -	\$ -
Totals	\$ -	\$ -	\$ -	\$ -	\$ -

Note: Cart paths were last overlaid when the course was purchased in 2001. The natural deterioration of asphalt along with encroachment of tree roots necessitate repair. Approximately 4.3 miles of Cart Path needs to be addressed.

CITY OF PORT ST. LUCIE - **NEW PROJECT**

CAPITAL IMPROVEMENT PROJECT REQUEST FORM



PROJECT TYPE: NEW PROJECT PROJECT CHANGE/UPDATE

Department/Division: The Saints Golf Course
Contact Person: Keith Bradshaw
Phone #/Extension: Ext, 4454
Fund Number: 301-7250



Project Title: Sandpiper Neighborhood and Saints Stormwater Drainage Project

Project Number:

Amount Spent-to-Date:

Project Justification

Project Description & Scope:

This project will provide for major course drainage improvements throughout the golf course with added drainage grates and lines, new collection swales and new pond areas. This design offers increased lake sizes and new canals in an effort to reduce the overall piping requirements and increase water holding capacity. In addition, this option will also include increase aquatic plantings to assist with reduction of Nitrogen and Phosphorus leaching into the estuaries.

Purpose:

Policy Directives

City Council Goal:

Vibrant neighborhoods.

Return on Investment (ROI) Considerations

Payback Period (ROI):

Project will enhance the playability of the golf course during wet weather events

ROI: Project will enhance the playability of the golf course during inclement weather conditions. Current course drainage problems have forced Cart Path Only (CPO) playing conditions or entire course closure days during wet weather events. A prior three year study of past CPO or closed course conditions resulted in an average of \$72K in lost revenue annually. This project will alleviate a majority of the drainage issues associated with this revenue loss. It will also allow for improved course maintenance operations which will result in increased rounds played. Lastly, this project will provide for enhanced watershed control of neighborhood drainage and provide for better water quality to the City water control system.

Financial Information

Funding Sources

Funding Type	FY 2021-22	FY 2022-23	FY 2023-24	FY 2024-25	FY 2025-26
DEP Grant	\$ 1,299,000	\$ -	\$ -	\$ -	\$ -
Interfund transferr #153	866,000	-	-	-	-
Totals	\$ 2,165,000	\$ -	\$ -	\$ -	\$ -

Capital Project Expenditures/Expenses

Activity	FY 2021-22	FY 2022-23	FY 2023-24	FY 2024-25	FY 2025-26
Construction and permitting	\$ 2,165,000	\$ -	\$ -	\$ -	\$ -
Totals	\$ 2,165,000	\$ -	\$ -	\$ -	\$ -

Impact on Operational Expenditures/Expenses

Activity	FY 2021-22	FY 2022-23	FY 2023-24	FY 2024-25	FY 2025-26
Aquatic Vegetation Control	\$ -	\$ 9,500	\$ 9,500	\$ 9,500	\$ 9,500
Totals	\$ -	\$ 9,500	\$ 9,500	\$ 9,500	\$ 9,500

Note: The Saints current drainage system is, for the most part, primitive in nature. There are only a few areas throughout the course that have clearly defined paths for drainage, via concrete swales and trenched areas. Primarily, the drainage is via undulations in the landscape that have eroded over the last six decades, resulting in low lying areas that collect rainwater with no clear direction of movement. The drainage issues often result in either the requirement of "cart path only" (CPO) playing conditions (keeping the carts off the heavily saturated fairways) or a complete closure of the course. In fiscal year 2019-2020, The Saints was forced to institute a "CPO" rule for 41 days and close the course six different times. In October and November of fiscal year 2020-2021 alone, the course was "CPO" on 33 days and closed on 12 others. This was an increase of 12 CPO days and one closure day for the same period of the previous year.

CITY OF PORT ST. LUCIE - **NEW PROJECT** CAPITAL IMPROVEMENT PROJECT REQUEST FORM



PROJECT TYPE: NEW PROJECT PROJECT CHANGE/UPDATE

Department/Division: The Saints Golf Course
Contact Person: Keith Bradshaw
Phone #/Extension: Extn 4454
Fund Number: 301-7251



Project Title: Overflow Parking Lot Repavement
Project Number:
Amount Spent-to-Date:

Project Justification

Project Description & Scope: This project will provide civil engineering, permitting, and construction to improve the overflow parking lot. Project will also correct asphalt damage created over time and patrons from parking in the planter beds. Project requested by the City Manager to make the improvements and reduce safety issues.

Purpose: Policy Directives

City Council Goal: Vibrant neighborhoods.

Return on Investment (ROI) Considerations

Payback Period (ROI): Project will provide a new cart path to the practice area.

ROI: With a new and more aesthetically--pleasing parking lot, the golf course will continue to provide the best golfing experience possible and help rounds of play increase to 50,000-55,000 rounds per year.

Financial Information

Funding Sources

Funding Type	FY 2021-22	FY 2022-23	FY 2023-24	FY 2024-25	FY 2025-26
Interfund Transfer #001	\$ -	\$ 225,000	\$ -	\$ -	\$ -
	-	-	-	-	-
Totals	\$ -	\$ 225,000	\$ -	\$ -	\$ -

Capital Project Expenditures/Expenses

Activity	FY 2021-22	FY 2022-23	FY 2023-24	FY 2024-25	FY 2025-26
Practice Area Cart Path	\$ -	\$ 225,000	\$ -	\$ -	\$ -
	-	-	-	-	-
Totals	\$ -	\$ 225,000	\$ -	\$ -	\$ -

Impact on Operational Expenditures/Expenses

Activity	FY 2021-22	FY 2022-23	FY 2023-24	FY 2024-25	FY 2025-26
No Increase in Maintenance	\$ -	\$ -	\$ -	\$ -	\$ -
	-	-	-	-	-
Totals	\$ -	\$ -	\$ -	\$ -	\$ -

Note:



CITY OF PORT ST. LUCIE
ROAD & BRIDGE CAPITAL IMPROVEMENT BUDGET - #304
TEN YEAR PROJECTION
FY 2021-22 PROPOSED BUDGET

	2021-2022	2022-2023	2023-2024	2024-2025	2025-2026	2026-2027	2027-2028	2028-2029	2029-2030	2030-2031
	-----	-----	-----	-----	-----	-----	-----	-----	-----	-----
REVENUES:										
Budgeted Cash Carryforward	\$ 5,369,662	\$ 7,551,375	\$ 6,428,095	\$ 5,808,609	\$ 2,021,503	\$ 1,057,395	\$ 290,067	\$ 2,661,780	\$ 2,474,900	\$ 4,031,634
Local Option Gas Tax - 2 cents/gal. - renewed	1,647,585	1,680,536	1,714,147	1,748,430	1,783,399	1,819,067	1,855,448	1,892,557	1,930,408	1,969,016
Local Option Gas Tax - 3 cents/gal. - renewed	2,471,379	2,520,806	2,571,222	2,622,647	2,675,100	2,728,602	2,783,174	2,838,837	2,895,614	2,953,526
Road Impact Fees	4,545,000	4,590,450	4,636,355	4,682,718	4,729,545	4,776,841	4,824,609	4,872,855	4,921,584	4,970,800
Interest Income & Other	30,300	30,603	30,909	31,218	31,530	31,846	32,164	32,486	32,811	33,139
FHWA Infrastructure Program Funds	2,305,104	-	-	-	-	-	-	-	-	-
St. Lucie County Contribution for Peacock Project	-	-	500,000	-	1,000,000	-	-	-	-	-
FDOT - LAP Agreement - Gatlin Blvd Signal Improvements Phase I NEW PROJECT	-	314,000	-	-	-	-	-	-	-	-
FDOT - LAP Agreement - Gatlin Blvd Signal Improvements Phase II NEW PROJECT	-	-	314,000	-	-	-	-	-	-	-
Bond Proceeds	16,000,000	-	-	-	-	-	-	-	-	-
FDOT - New Sidewalk Curtis Street	317,909	-	-	-	-	-	-	-	-	-
FDOT - New Sidewalk-Alcantarra Boulevard	330,886	-	-	-	-	-	-	-	-	-
Total Revenues	\$ 33,017,824	\$ 16,687,771	\$ 16,194,728	\$ 14,893,622	\$ 12,241,077	\$ 10,413,750	\$ 9,785,462	\$ 12,298,515	\$ 12,255,316	\$ 13,958,115
EXPENDITURES:										
OPERATIONS/ADMINISTRATION - PUBLIC WORKS - #304-4105										
Project Management Costs for Capital Improvements (563005)	\$ 100,000	\$ 100,000	\$ 100,000	\$ 100,000	\$ 100,000	\$ 100,000	\$ 100,000	\$ 100,000	\$ 100,000	\$ 100,000
New Sidewalks (563000) - Citywide (local funds) (Y1420) - PRICE DECREASE	750,000	1,000,000	1,000,000	1,000,000	1,000,000	1,000,000	1,000,000	1,000,000	1,000,000	1,000,000
Traffic Calming (563000)	250,000	250,000	250,000	250,000	250,000	150,000	150,000	150,000	150,000	150,000
FDOT - New Sidewalks - Curtis Street	317,909	-	-	-	-	-	-	-	-	-
FDOT - New Sidewalks - Alcantarra Blvd	330,886	-	-	-	-	-	-	-	-	-
Public Works Facility (Design and Construction) Expenditure	15,000,000	-	-	-	-	-	-	-	-	-
Peacock Improvements with Interchange NEW PROJECT	-	300,000	1,000,000	-	2,000,000	-	-	-	-	-
Sub-Totals	\$ 16,748,795	\$ 1,650,000	\$ 2,350,000	\$ 1,350,000	\$ 3,350,000	\$ 1,250,000	\$ 1,250,000	\$ 1,250,000	\$ 1,250,000	\$ 1,250,000



CITY OF PORT ST. LUCIE
ROAD & BRIDGE CAPITAL IMPROVEMENT BUDGET - #304
TEN YEAR PROJECTION
FY 2021-22 PROPOSED BUDGET

	2021-2022	2022-2023	2023-2024	2024-2025	2025-2026	2026-2027	2027-2028	2028-2029	2029-2030	2030-2031
TRAFFIC CONTROL DIVISION - PUBLIC WORKS - #304-4121										
ADA Improvements - signals various locations (531000)	\$ 40,000	\$ 40,000	\$ 40,000	\$ 40,000	\$ 40,000	\$ 40,000	\$ 40,000	\$ 40,000	\$ 40,000	\$ 40,000
Signal Conversion (YELLOW FLASHING ARROW) - NEW PROJECT	200,000	200,000	200,000	200,000	200,000	200,000	-	-	-	-
PSL Blvd South Segment 2.1 (Alcantarra to Darwin) (FDOT funded)NEW PROJECT	-	250,000	-	-	-	-	-	-	-	-
PSL Blvd South Segment 2.2 (Paar to Alcantarra) (Grant Match) NEW PROJECT	-	-	-	4,650,000	-	-	-	-	-	-
PSL Blvd South Segment 1 (Becker to Paar) (Unfunded) NEW PROJECT	-	-	200,000	-	-	-	-	-	-	-
PSL Blvd Adaptive Traffic Signals (Bond Proceeds)	1,000,000	-	-	-	-	-	-	-	-	-
Cameo Blvd & PSL Blvd Intersection Upgrades - PRICE INCREASE FOR DESIGN FY 22/23	-	150,000	1,200,000	-	-	-	-	-	-	-
Savona & Paar Intersection Improvements - PRICE DECREASE FOR DESIGN	-	-	150,000	1,200,000	-	-	-	-	-	-
Del Rio/California Intersection Improvements - PRICE DECREASE FOR DESIGN/CONSTRUCT IN FY 25/	-	-	-	-	250,000	1,750,000	-	-	-	-
Bayshore & Lakehurst Signalization	100,000	800,000	-	-	-	-	-	-	-	-
Gatlin/Savona Intersection Improvements - PRICE INCREASE	-	-	-	-	-	650,000	-	-	-	-
Gatlin Blvd Signal Improvements Phase I - FDOT - LAP Agreement NEW PROJECT	-	314,000	-	-	-	-	-	-	-	-
Gatlin Blvd Signal Improvements Phase II - FDOT - LAP Agreement NEW PROJECT	-	-	314,000	-	-	-	-	-	-	-
Tradition Parkway Lane Extension NEW PROJECT	350,000	-	-	-	-	-	-	-	-	-
Replace PW-3049 2006 Bucket Truck - PRICE INCREASE	220,000	-	-	-	-	-	-	-	-	-
Replace PW-5647 Platform Truck - PRICE INCREASE	180,830	-	-	-	-	-	-	-	-	-
Replace PW-8618 2006 Bucket Truck	-	264,075	-	-	-	-	-	-	-	-
Sub-Totals	\$ 2,090,830	\$ 2,018,075	\$ 2,104,000	\$ 6,090,000	\$ 490,000	\$ 2,640,000	\$ 40,000	\$ 40,000	\$ 40,000	\$ 40,000

STREETS DIVISION - PUBLIC WORKS - #304-4125										
Annual Resurfacing Program (534132)	\$3,500,000	\$4,000,000	\$4,000,000	\$4,000,000	\$4,000,000	\$4,000,000	\$4,500,000	\$6,000,000	\$6,000,000	\$6,000,000
Contract Repair / Improvements of Sidewalks (534133)	750,000	500,000	500,000	500,000	500,000	500,000	500,000	500,000	500,000	500,000
Village Green Drive Improvements -DESIGN Moved to FY 21/22	300,000	-	-	-	-	-	-	-	-	-
Port St. Lucie Blvd Resurfacing	-	500,000	-	-	-	-	-	-	-	-
Glenwood Rehabilitation	-	-	-	500,000	-	-	-	-	-	-
Pavement Condition Survey	500,000	-	-	-	-	-	-	-	-	-
Gatlin Pines – Roadway Reconstruction	-	-	-	-	1,500,000	-	-	-	-	-
NW E Torino Turn Lane Improvements	-	-	1,000,000	-	-	-	-	-	-	-
SW Import Drive Reconstruction	-	-	-	-	-	-	-	1,200,000	-	-
U.S. Submarine Veterans Park On-street Parking	-	-	-	-	-	225,000	-	-	-	-
Road and Gateway Landscape Beautification	-	-	-	-	50,000	400,000	400,000	400,000	-	-
PSL Blvd Landscaping - Turnpike Bridge to Gatlin Blvd	-	-	-	-	60,000	675,000	-	-	-	-
Replace PW-8940 2007 Pothole Patch Truck (replacement is moved to higher priority) - PRICE INCREASE	300,000	-	-	-	-	-	-	-	-	-
Replace PWD-2013 2005 Ford F-450 Pickup (price increase)	70,112	-	-	-	-	-	-	-	-	-
Replace PWD-3871 2007 Ford F-450 Pickup PWD-45(price increase)	70,112	-	-	-	-	-	-	-	-	-
Replace PWD-3870 2006 Ford F-450 Pickup PWD-07 (price increase)	-	75,000	-	-	-	-	-	-	-	-
Replace PWS-2930 2015 Tymco 600 Street Sweeper - PRICE INCREASE	-	-	-	-	400,000	-	-	-	-	-
NEW REPLACEMENT -Replace PW-4160 2016 Pothole Patch Truck - PRICE INCREASE	-	-	-	-	400,000	-	-	-	-	-
Sub-Totals	\$ 5,490,224	\$ 5,075,000	\$ 5,500,000	\$ 5,000,000	\$ 6,910,000	\$ 5,800,000	\$ 5,400,000	\$ 8,100,000	\$ 6,500,000	\$ 6,500,000



CITY OF PORT ST. LUCIE
ROAD & BRIDGE CAPITAL IMPROVEMENT BUDGET - #304
TEN YEAR PROJECTION
FY 2021-22 PROPOSED BUDGET

	2021-2022	2022-2023	2023-2024	2024-2025	2025-2026	2026-2027	2027-2028	2028-2029	2029-2030	2030-2031
Administrative Charge from the General Fund	\$ 50,601	\$ 50,601	\$ 52,119	\$ 52,119	\$ 53,682	\$ 53,682	\$ 53,682	\$ 53,615	\$ 53,682	\$ 55,293
Note 2: Fund Transfer to Road & Bridge - Debt Payment	1,086,000	1,554,504	468,504	468,504	468,504	468,504	468,504	468,504	468,504	468,504
Sub-Totals	\$ 1,136,601	\$ 1,605,105	\$ 520,623	\$ 520,623	\$ 522,186	\$ 522,186	\$ 522,186	\$ 522,119	\$ 522,186	\$ 523,797
ROAD & BRIDGE CIP FUND TOTALS	\$ 25,466,450	\$ 10,348,180	\$ 10,474,623	\$ 12,960,623	\$ 11,272,186	\$ 10,212,186	\$ 7,212,186	\$ 9,912,119	\$ 8,312,186	\$ 8,313,797
Designated CIP Reserve	\$ -	\$ -	\$ -	\$ -	\$ -	\$ -	\$ -	\$ -	\$ -	\$ -
	7,551,375	6,428,095	5,808,609	2,021,503	1,057,395	290,067	2,661,780	2,474,900	4,031,634	5,732,822
SURPLUS/<DEFICIT>	\$ -	\$ -	\$ -	\$ -	\$ -	\$ -	\$ -	\$ -	\$ -	\$ -

* The SW District (2) Due on Sale Assessment Revenue will be invoiced annually by the City beginning November 2014 with the final billing on November 2023.

Note: Red Lettering = New Projects

Purple/Orange Lettering = Project/Price Changes

Note 2: Debt Services payment is based on borrowing \$16M over a 30 year period at 4%, which includes soft costs (this is a preliminary estimate and will be increased or reduced based on bond market).



"A City for All Ages"

Page Intentionally Left Blank

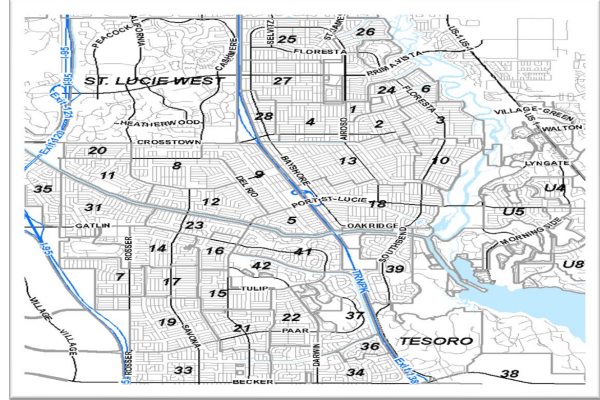
CITY OF PORT ST. LUCIE CAPITAL IMPROVEMENT PROJECT REQUEST FORM



PROJECT TYPE: NEW PROJECT PROJECT CHANGE/UPDATE

Department/Division: Public Works
Contact Person: Robert Sweeney, P.E.
Phone #/Extension: X5174
Fund Number: 304-4105

Project Title: Project Management Costs for Capital Improvements
Project Number:
Amount Spent-to-date: Ongoing



Project Justification

Project Description & Scope: Management of unanticipated studies, reports, design, survey, geotechnical testing, & construction services for all Capital and Public Works Projects.

Purpose: Policy Directives

City Council Goal: Diverse economy and employment opportunities.

Return on Investment (ROI) Considerations

Payback Period (ROI): Project will result in savings or cost avoidance for return of investment in excess of 10 years

Financial Information

Funding Sources					
Funding Type	FY 2021-22	FY 2022-23	FY 2023-24	FY 2024-25	FY 2025-26
Impact Fees, Gas Tax, Ad Valorem	\$ 100,000	\$ 100,000	\$ 100,000	\$ 100,000	\$ 100,000
	-	-	-	-	-
	-	-	-	-	-
Totals	\$ 100,000	\$ 100,000	\$ 100,000	\$ 100,000	\$ 100,000

Capital Project Expenditures/Expenses					
Activity	FY 2021-22	FY 2022-23	FY 2023-24	FY 2024-25	FY 2025-26
Admin Oversight	\$ 100,000	\$ 100,000	\$ 100,000	\$ 100,000	\$ 100,000
	-	-	-	-	-
	-	-	-	-	-
Totals	\$ 100,000	\$ 100,000	\$ 100,000	\$ 100,000	\$ 100,000

Impact on Operational Expenditures/Expenses					
Activity	FY 2021-22	FY 2022-23	FY 2023-24	FY 2024-25	FY 2025-26
	\$ 5,000	\$ 5,000	\$ 5,000	\$ 5,000	\$ 5,000
	-	-	-	-	-
Totals	\$ 5,000	\$ 5,000	\$ 5,000	\$ 5,000	\$ 5,000

CITY OF PORT ST. LUCIE CAPITAL IMPROVEMENT PROJECT REQUEST FORM



PROJECT TYPE: NEW PROJECT PROJECT CHANGE/UPDATE

Department/Division: Public Works
Contact Person: Frank Knott
Phone #/Extension: X4290
Fund Number: 304-4105

Project Title: New Sidewalks-Citywide
Project Number: Y1420
Amount Spent-to-date: Ongoing



Project Justification

Project Description & Scope: Design and Construct Sidewalks throughout the City in accordance with the approved 10 year sidewalk program list. Additional projects may be added to take advantage of grant opportunities. This item funds the City's 10-year approved sidewalk plan (available on the City's website) and is supplemented by funds provided by the half-cent sales tax. The sales tax contributions are secured through FY 28/29 and amounts vary annually. Please refer to fund 310 for actual sales tax expenditures.

Purpose: Life Safety

City Council Goal: Safe, clean and beautiful.

Return on Investment (ROI) Considerations

Payback Period (ROI): Project will enhance the quality of life or quality of governmental services for our citizens.

Financial Information

Funding Sources

Funding Type	FY 2021-22	FY 2022-23	FY 2023-24	FY 2024-25	FY 2025-26
Impact Fees, Gas Tax, Ad Valorem	\$ 500,000	\$ 1,000,000	\$ 1,000,000	\$ 1,000,000	\$ 1,000,000
SAVINGS FROM FY 20/21	250,000	\$ -	\$ -	\$ -	\$ -
Totals	\$ 750,000	\$ 1,000,000	\$ 1,000,000	\$ 1,000,000	\$ 1,000,000

Capital Project Expenditures/Expenses

Activity	FY 2021-22	FY 2022-23	FY 2023-24	FY 2024-25	FY 2025-26
Construction	\$ 750,000	\$ 1,000,000	\$ 1,000,000	\$ 1,000,000	\$ 1,000,000
Totals	\$ 750,000	\$ 1,000,000	\$ 1,000,000	\$ 1,000,000	\$ 1,000,000

Impact on Operational Expenditures/Expenses


Activity	FY 2021-22	FY 2022-23	FY 2023-24	FY 2024-25	FY 2025-26
Operating Expense-Staff Costs	\$ 2,500	\$ 5,000	\$ 5,000	\$ 5,000	\$ 5,000
	-	-	-	-	-
Totals	\$ 2,500	\$ 5,000	\$ 5,000	\$ 5,000	\$ 5,000

CITY OF PORT ST. LUCIE CAPITAL IMPROVEMENT PROJECT REQUEST FORM



PROJECT TYPE: NEW PROJECT PROJECT CHANGE/UPDATE

Department/Division: Public Works
Contact Person: Frank Knott
Phone #/Extension: X4290
Fund Number: 304-4105



Project Title: Traffic Calming
Project Number:
Amount Spent-to-date: Ongoing

Project Justification

Project Description & Scope: This item is allocated for either development of traffic calming plans or implementation of traffic calming measures.

Purpose: Policy Directives

City Council Goal: Safe, clean and beautiful.

Return on Investment (ROI) Considerations

Payback Period (ROI): Project will enhance the quality of life or quality of governmental services for our citizens.

Financial Information

Funding Sources

Funding Type	FY 2021-22	FY 2022-23	FY 2023-24	FY 2024-25	FY 2025-26
Impact Fees, Gas Tax, Ad Valorem	\$ 250,000	\$ 250,000	\$ 250,000	\$ 250,000	\$ 250,000
Totals	\$ 250,000	\$ 250,000	\$ 250,000	\$ 250,000	\$ 250,000

Capital Project Expenditures/Expenses

Activity	FY 2021-22	FY 2022-23	FY 2023-24	FY 2024-25	FY 2025-26
Analysis, Construction	\$ 250,000	\$ 250,000	\$ 250,000	\$ 250,000	\$ 250,000
	-	-	-	-	-
Totals	\$ 250,000	\$ 250,000	\$ 250,000	\$ 250,000	\$ 250,000

Impact on Operational Expenditures/Expenses

Activity	FY 2021-22	FY 2022-23	FY 2023-24	FY 2024-25	FY 2025-26
Operating Expense-Staff Costs	\$ 5,000	\$ 5,000	\$ 5,000	\$ 5,000	\$ 5,000
	-	-	-	-	-
Totals	\$ 5,000	\$ 5,000	\$ 5,000	\$ 5,000	\$ 5,000

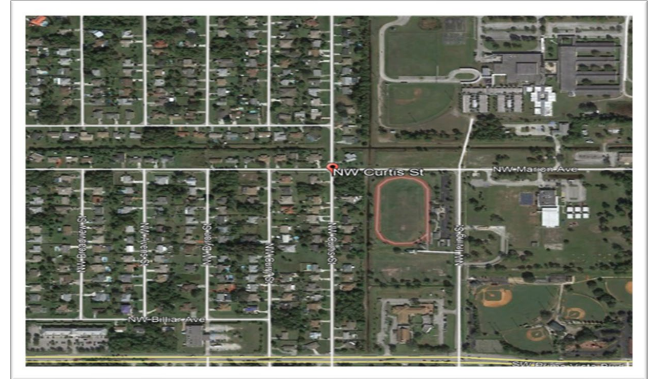
CITY OF PORT ST. LUCIE CAPITAL IMPROVEMENT PROJECT REQUEST FORM



PROJECT TYPE: NEW PROJECT PROJECT CHANGE/UPDATE

Department/Division: Public Works
Contact Person: Frank Knott
Phone #/Extension: X4290
Fund Number: 304-4105

Project Title: FDOT - New Sidewalk Curtis St
Project Number:
Amount Spent-to-date:



Project Justification

Project Description & Scope: Provide a safe, clean, and beautiful environment for the citizens by constructing a 5-foot wide sidewalk on the west side of Curtis Street between Prima Vista Boulevard and Floresta Drive. Citywide local funds for new sidewalks will fund the design of the sidewalk in fiscal year 19/20 and partially fund the construction in fiscal year 21/22. FDOT has indicated that some of the construction cost will be partially funded by a LAP agreement for approximately \$317,909.

Purpose: Policy Directives

City Council Goal: Safe, clean and beautiful.

Return on Investment (ROI) Considerations

Payback Period (ROI): Project will enhance the quality of life or quality of governmental services for our citizens.

Financial Information

Funding Sources

Funding Type	FY 2021-22	FY 2022-23	FY 2023-24	FY 2024-25	FY 2025-26
FDOT LAP Agreement	\$ 317,909	\$ -	\$ -	\$ -	\$ -
Impact Fees, Gas Tax, Ad Valorem	-	-	-	-	-
Totals	\$ 317,909	\$ -	\$ -	\$ -	\$ -

Capital Project Expenditures/Expenses

Activity	FY 2021-22	FY 2022-23	FY 2023-24	FY 2024-25	FY 2025-26
Construction	\$ 317,909	\$ -	\$ -	\$ -	\$ -
	-	-	-	-	-
Totals	\$ 317,909	\$ -	\$ -	\$ -	\$ -

Impact on Operational Expenditures/Expenses

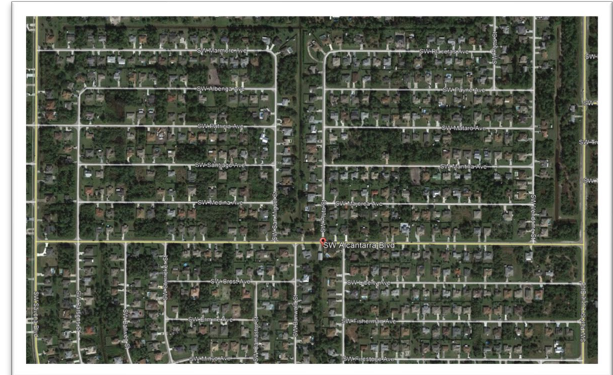
Activity	FY 2021-22	FY 2022-23	FY 2023-24	FY 2024-25	FY 2025-26
Operating Expenses-Staff Costs	\$ 1,500	\$ 1,500	\$ 1,500	\$ 1,500	\$ 1,500
	-	-	-	-	-
Totals	\$ 1,500	\$ 1,500	\$ 1,500	\$ 1,500	\$ 1,500

CITY OF PORT ST. LUCIE CAPITAL IMPROVEMENT PROJECT REQUEST FORM



PROJECT TYPE: NEW PROJECT PROJECT CHANGE/UPDATE

Department/Division: Public Works
Contact Person: Frank Knott
Phone #/Extension: X4290
Fund Number: 304-4105



Project Title: FDOT - New Sidewalk - Alcantarra Blvd.
Project Number:
Amount Spent-to-date:

Project Justification

Project Description & Scope: Provide a safe, clean, and beautiful environment for the citizens by constructing a 6-foot wide sidewalk on the south side of the road between Savona Boulevard and Port St. Lucie Boulevard. Citywide local funds for new sidewalks will fund the design of the sidewalk in fiscal year 19/20 and partially fund the construction in fiscal year 21/22. FDOT has indicated that some of the construction cost will be partially funded by a LAP agreement for approximately \$330,886.

Purpose: Policy Directives

City Council Goal: Safe, clean and beautiful.

Return on Investment (ROI) Considerations

Payback Period (ROI): Project will enhance the quality of life or quality of governmental services for our citizens.

Financial Information

Funding Sources

Funding Type	FY 2021-22	FY 2022-23	FY 2023-24	FY 2024-25	FY 2025-26
FDOT LAP Agreement	\$ 330,886	\$ -	\$ -	\$ -	\$ -
Impact Fees, Gas Tax, Ad Valorem	-	-	-	-	-
	-	-	-	-	-
Totals	\$ 330,886	\$ -	\$ -	\$ -	\$ -

Capital Project Expenditures/Expenses

Activity	FY 2021-22	FY 2022-23	FY 2023-24	FY 2024-25	FY 2025-26
Construction	\$ 330,886	\$ -	\$ -	\$ -	\$ -
	-	-	-	-	-
Totals	\$ 330,886	\$ -	\$ -	\$ -	\$ -

Impact on Operational Expenditures/Expenses

Activity	FY 2021-22	FY 2022-23	FY 2023-24	FY 2024-25	FY 2025-26
Operating Expenses-Staff Costs	\$ 1,500	\$ 1,500	\$ 1,500	\$ 1,500	\$ 1,500
	-	-	-	-	-
Totals	\$ 1,500	\$ 1,500	\$ 1,500	\$ 1,500	\$ 1,500

CITY OF PORT ST. LUCIE - **NEW PROJECT** CAPITAL IMPROVEMENT PROJECT REQUEST FORM



PROJECT TYPE: NEW PROJECT PROJECT CHANGE/UPDATE

Department/Division: Public Works
Contact Person: Robert Sweeney, P.E.
Phone #/Extension: X5174
Fund Number: 304-4105



Project Title: Public Works Building
Project Number:
Amount Spent-to-date:

Project Justification

Project Description & Scope: The Public Works Department acts in the capacity of "first responder" for the City of Port Saint Lucie. The Department is currently housed in three (3) separate physical locations therefore adversely affecting the Department's ability to provide the City with appropriate services following a natural disaster and/or weather event. (i.e. Hurricane) At this time, two of the three independent structures , are not "hurricane proof" and none of them can house the entire Public Works Department as a whole.

Purpose: Past/Current Practices

City Council Goal: High-performing city government organization.

Return on Investment (ROI) Considerations

Payback Period (ROI): Project will enhance the quality of life or quality of governmental services for our citizens.

Financial Information

Funding Sources

Funding Type	FY 2021-22	FY 2022-23	FY 2023-24	FY 2024-25	FY 2025-26
Impact Fees, Gas Tax, Ad Valorem	\$ -	\$ -	\$ -	\$ -	\$ -
Interfund Transfer Stormwater	-	-	-	-	-
Bond Proceeds	15,000,000	-	-	-	-
	-	-	-	-	-
Totals	\$ 15,000,000	\$ -	\$ -	\$ -	\$ -

Capital Project Expenditures/Expenses

Activity	FY 2021-22	FY 2022-23	FY 2023-24	FY 2024-25	FY 2025-26
Design	\$ -	\$ -	\$ -	\$ -	\$ -
Property Acquisition	1,500,000	-	-	-	-
Professional Services / Construction	13,500,000	-	-	-	-
Totals	\$ 15,000,000	\$ -	\$ -	\$ -	\$ -

Impact on Operational Expenditures/Expenses

Activity	FY 2021-22	FY 2022-23	FY 2023-24	FY 2024-25	FY 2025-26
Operating Expense-Staff Costs	\$ 50,000	\$ 50,000	\$ 50,000	\$ 50,000	\$ 50,000
	-	-	-	-	-
Totals	\$ 50,000	\$ 50,000	\$ 50,000	\$ 50,000	\$ 50,000

CITY OF PORT ST. LUCIE - NEW PROJECT CAPITAL IMPROVEMENT PROJECT REQUEST FORM



PROJECT TYPE: NEW PROJECT PROJECT CHANGE/UPDATE

Department/Division: Public Works
Contact Person: Heath Stocton, P.E.
Phone #/Extension: x4239
Fund Number: 304-4121

Project Title: Peacock Improvements with Interchange

Project Number:
Amount Spent-to-date:



Project Justification

Project Description & Scope: City Council has directed Staff to implement improvements to the Peacock/SLW intersection identified in FDOT's I95 Master Plan. The goal is to implement the improvements in a timeline to coincide with FDOT's bridge and interchange improvements. Due to budgetary constraints, project will be phased with a portion completed in 23/24 and the remainder in 25/26.

Purpose: Regulatory/Contractual

City Council Goal: High-quality infrastructure and facilities.

Return on Investment (ROI) Considerations

Payback Period (ROI): Project will enhance the quality of life or quality of governmental services for our citizens.

Financial Information

Funding Sources

Funding Type	FY 2021-22	FY 2022-23	FY 2023-24	FY 2024-25	FY 2025-26
Impact Fees, Gas Tax, Ad Valorem	\$ -	\$ 300,000	\$ 500,000	\$ -	\$ 1,000,000
St. Lucie County Contribution	-	-	500,000	-	1,000,000
	-	-	-	-	-
Totals	\$ -	\$ 300,000	\$ 1,000,000	\$ -	\$ 2,000,000

Capital Project Expenditures/Expenses

Activity	FY 2021-22	FY 2022-23	FY 2023-24	FY 2024-25	FY 2025-26
Design	\$ -	\$ 300,000	\$ -	\$ -	\$ -
Construction	-	-	1,000,000	-	2,000,000
Totals	\$ -	\$ 300,000	\$ 1,000,000	\$ -	\$ 2,000,000

Impact on Operational Expenditures/Expenses

Activity	FY 2021-22	FY 2022-23	FY 2023-24	FY 2024-25	FY 2025-26
Operating Expenses-Staff Costs	-	15,000	5,000	-	5,000
	-	-	-	-	-
Totals	\$ -	\$ 15,000	\$ 5,000	\$ -	\$ 5,000

CITY OF PORT ST. LUCIE - NO CHANGE CAPITAL IMPROVEMENT PROJECT REQUEST FORM



PROJECT TYPE: NEW PROJECT PROJECT CHANGE/UPDATE

Department/Division: Public Works
Contact Person: Paul Johnson
Phone #/Extension: X5182
Fund Number: 304-4121

Project Title: ADA Improvements-Signals
 Various Locations

Project Number:
Amount Spent-to-date: Ongoing



Project Justification

Project Description & Scope: This project consists of citywide traffic signal improvements to comply with FDOT and American Disability Act (ADA) Standards.

Purpose: Regulatory/Contractual

City Council Goal: Safe, clean and beautiful.

Return on Investment (ROI) Considerations

Payback Period (ROI): Project will enhance the quality of life or quality of governmental services for our citizens.

Financial Information

Funding Sources

Funding Type	FY 2021-22	FY 2022-23	FY 2023-24	FY 2024-25	FY 2025-26
Impact Fees, Gas Tax, Ad Valorem	\$ 40,000	\$ 40,000	\$ 40,000	\$ 40,000	\$ 40,000
	-	-	-	-	-
	-	-	-	-	-
Totals	\$ 40,000	\$ 40,000	\$ 40,000	\$ 40,000	\$ 40,000

Capital Project Expenditures/Expenses

Activity	FY 2021-22	FY 2022-23	FY 2023-24	FY 2024-25	FY 2025-26
ADA Improvements-Signals Various Locations	\$ 40,000	\$ 40,000	\$ 40,000	\$ 40,000	\$ 40,000
	-	-	-	-	-
	-	-	-	-	-
Totals	\$ 40,000	\$ 40,000	\$ 40,000	\$ 40,000	\$ 40,000

Impact on Operational Expenditures/Expenses

Activity	FY 2021-22	FY 2022-23	FY 2023-24	FY 2024-25	FY 2025-26
	\$ 2,000	\$ 2,000	\$ 2,000	\$ 2,000	\$ 2,000
	-	-	-	-	-
Totals	\$ 2,000	\$ 2,000	\$ 2,000	\$ 2,000	\$ 2,000

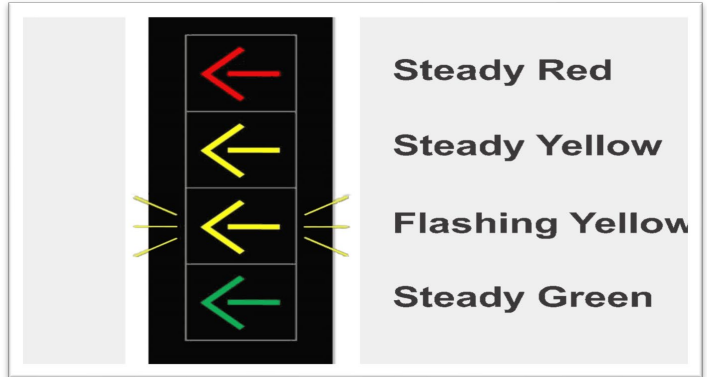
CITY OF PORT ST. LUCIE - NEW PROJECT CAPITAL IMPROVEMENT PROJECT REQUEST FORM



PROJECT TYPE: NEW PROJECT PROJECT CHANGE/UPDATE

Department/Division: Public Works
Contact Person: Paul Johnson
Phone #/Extension: X5182
Fund Number: 304-4121

Project Title: Signal Conversion
Project Number:
Amount Spent-to-date:



Project Justification

Project Description & Scope: Conversion of citywide traffic signals to enhance driver awareness of the protective/permissive allowable movements. This may assist in reducing traffic congestion and enhance safety for these movements. Possible FEMA Emergency Management dollars.

Purpose: Best Practices

City Council Goal: High-quality infrastructure and facilities.

Return on Investment (ROI) Considerations

Payback Period (ROI): Project will enhance the quality of life or quality of governmental services for our citizens.

Financial Information

Funding Sources

Funding Type	FY 2021-22	FY 2022-23	FY 2023-24	FY 2024-25	FY 2025-26
Impact Fees, Gas Tax	\$ 200,000	\$ 200,000	\$ 200,000	\$ 200,000	\$ 200,000
	-	-	-	-	-
	-	-	-	-	-
Totals	\$ 200,000	\$ 200,000	\$ 200,000	\$ 200,000	\$ 200,000

Capital Project Expenditures/Expenses

Activity	FY 2021-22	FY 2022-23	FY 2023-24	FY 2024-25	FY 2025-26
Signal Conversion	\$ 200,000	\$ 200,000	\$ 200,000	\$ 200,000	\$ 200,000
	-	-	-	-	-
	-	-	-	-	-
Totals	\$ 200,000	\$ 200,000	\$ 200,000	\$ 200,000	\$ 200,000

Impact on Operational Expenditures/Expenses

Activity	FY 2021-22	FY 2022-23	FY 2023-24	FY 2024-25	FY 2025-26
Operating Expenses-Staff Costs	\$ 10,000	\$ 10,000	\$ 5,000	\$ 5,000	\$ 5,000
	-	-	-	-	-
Totals	\$ 10,000	\$ 10,000	\$ 5,000	\$ 5,000	\$ 5,000

CITY OF PORT ST. LUCIE - **NEW PROJECT** CAPITAL IMPROVEMENT PROJECT REQUEST FORM



PROJECT TYPE: NEW PROJECT PROJECT CHANGE/UPDATE

Department/Division: Public Works
Contact Person: Clyde Cuffy, E.I.
Phone #/Extension: X7643
Fund Number: 304-4121

Project Title: Port St. Lucie Boulevard South Improvements Seg. 2.1 (Alcantarra Blvd to Darwin Blvd)

Project Number:
Amount Spent-to-date:



Project Justification

Project Description & Scope: Provide irrigation controller and connection to City's potable water supply for the FDOT managed roadway project.

Purpose: Life Safety

City Council Goal: High-quality infrastructure and facilities.

Return on Investment (ROI) Considerations

Payback Period (ROI): Project will enhance the quality of life or quality of governmental services for our citizens.

Financial Information

Funding Sources

Funding Type	FY 2021-22	FY 2022-23	FY 2023-24	FY 2024-25	FY 2025-26
Impact Fees, Gas Tax	\$ -	\$ 250,000	\$ -	\$ -	-
	-	-	-	-	-
	-	-	-	-	-
Totals	\$ -	\$ 250,000	\$ -	\$ -	\$ -

Capital Project Expenditures/Expenses

Activity	FY 2021-22	FY 2022-23	FY 2023-24	FY 2024-25	FY 2025-26
Landscaping / Irrigation / Property Acquisition	\$ -	\$ 250,000	\$ -	\$ -	\$ -
	-	-	-	-	-
	-	-	-	-	-
Totals	\$ -	\$ 250,000	\$ -	\$ -	\$ -

Impact on Operational Expenditures/Expenses

Activity	FY 2021-22	FY 2022-23	FY 2023-24	FY 2024-25	FY 2025-26
Operating Expenses-Staff Costs	\$ -	\$ 15,000	\$ 15,000	\$ 15,000	\$ 15,000
	-	-	-	-	-
Totals	\$ -	\$ 15,000	\$ 15,000	\$ 15,000	\$ 15,000

CITY OF PORT ST. LUCIE - NEW PROJECT CAPITAL IMPROVEMENT PROJECT REQUEST FORM



PROJECT TYPE: NEW PROJECT PROJECT CHANGE/UPDATE

Department/Division: Public Works
Contact Person: Clyde Cuffy, E.I.
Phone #/Extension: X7643
Fund Number: 304-4121

Project Title: Port St. Lucie Boulevard South
 Improvements Seg. 2.2
 (Paar Dr to Alcantarra Blvd)

Project Number:

Amount Spent-to-date:



Project Justification

Project Description & Scope: Provide local funds to match grant funds for reconstruction of PSL Blvd from Paar Dr. to Alcantarra Blvd. Project includes widen roadway from 2 lanes to 4 lanes, install new drainage, curb & gutter, multi-modal sidewalks, lighting, landscaping, and signalization. Project administration by FDOT. Construction scheduled in FY25 (Oct 2024) of FDOT 5-Year Work Plan. FDOT will require matching funds by April 2024. TRIP Grant 50/50

Purpose: Life Safety

City Council Goal: High-quality infrastructure and facilities.

Return on Investment (ROI) Considerations

Payback Period (ROI): Project will enhance the quality of life or quality of governmental services for our citizens.

Financial Information

Funding Sources

Funding Type	FY 2021-22	FY 2022-23	FY 2023-24	FY 2024-25	FY 2025-26
Transfer from General Fund	\$ -	\$ -		\$ 4,650,000	\$ -
Impact Fees, Gas Tax	-	-	-	-	-
Totals	\$ -	\$ -	\$ -	\$ 4,650,000	\$ -

Capital Project Expenditures/Expenses

Activity	FY 2021-22	FY 2022-23	FY 2023-24	FY 2024-25	FY 2025-26
Local Match to Grant for Const.	\$ -	\$ -		\$ 4,650,000	\$ -
	-	-	-	-	-
Totals	\$ -	\$ -	\$ -	\$ 4,650,000	\$ -

Impact on Operational Expenditures/Expenses

Activity	FY 2021-22	FY 2022-23	FY 2023-24	FY 2024-25	FY 2025-26
Operating Expenses-Staff Costs	\$ -	\$ -		\$ 10,000	\$ -
	-	-	-	-	-
Totals	\$ -	\$ -	\$ -	\$ 10,000	\$ -

CITY OF PORT ST. LUCIE - **NEW PROJECT** CAPITAL IMPROVEMENT PROJECT REQUEST FORM



PROJECT TYPE: NEW PROJECT PROJECT CHANGE/UPDATE

Department/Division: Public Works
Contact Person: Clyde Cuffy, E.I.
Phone #/Extension: X7643
Fund Number: 304-4121

Project Title: PSL Blvd South Segment 1
(Becker to Paar)

Project Number:

Amount Spent-to-date:



Project Justification

Project Description & Scope: Project includes widen roadway from 2 lanes to 4 lanes, install new drainage, curb & gutter, multi-modal sidewalks, lighting, landscaping, bridge, and signalization. Project administration by FDOT. Budget for possible property acquisition to add 4th approach to PSL Blvd and Gig PI intersection.

Purpose: Life Safety

City Council Goal: High-quality infrastructure and facilities.

Return on Investment (ROI) Considerations

Payback Period (ROI): Project will enhance the quality of life or quality of governmental services for our citizens.

Financial Information

Funding Sources

Funding Type	FY 2021-22	FY 2022-23	FY 2023-24	FY 2024-25	FY 2025-26
Impact Fees, Gas Tax	\$ -	\$ -	\$ 200,000	\$ -	\$ -
	-	-	-	-	-
Totals	\$ -	\$ -	\$ 200,000	\$ -	\$ -

Capital Project Expenditures/Expenses

Activity	FY 2021-22	FY 2022-23	FY 2023-24	FY 2024-25	FY 2025-26
Property Acquisition	\$ -	\$ -	\$ 200,000	\$ -	\$ -
	-	-	-	-	-
Totals	\$ -	\$ -	\$ 200,000	\$ -	\$ -

Impact on Operational Expenditures/Expenses

Activity	FY 2021-22	FY 2022-23	FY 2023-24	FY 2024-25	FY 2025-26
Operating Expenses-Staff Costs	\$ -	\$ -	\$ 5,000	\$ -	\$ -
	-	-	-	-	-
Totals	\$ -	\$ -	\$ 5,000	\$ -	\$ -

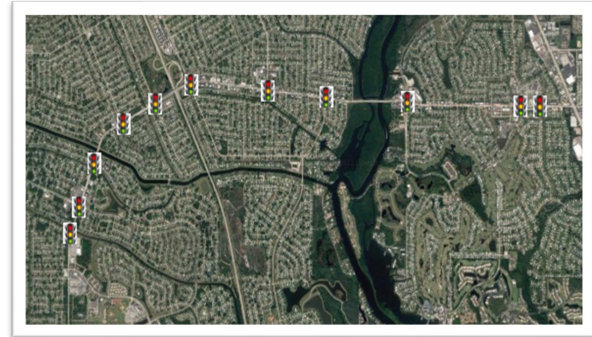
CITY OF PORT ST. LUCIE - **NEW PROJECT** CAPITAL IMPROVEMENT PROJECT REQUEST FORM



PROJECT TYPE: NEW PROJECT PROJECT CHANGE/UPDATE

Department/Division: Public Works
Contact Person: Heath Stocton, P.E.
Phone #/Extension: x4239
Fund Number: 304-4121

Project Title: PSL Blvd Adaptive Traffic Signals
Project Number: TBD
Amount Spent-to-date: 0



Project Justification

Project Description & Scope: Traffic data will be collected to optimize signal timing and traffic progression. Adaptive signal coordination

Purpose: Best Practices

City Council Goal: High-quality infrastructure and facilities.

Return on Investment (ROI) Considerations

Payback Period (ROI): Project will enhance the quality of life or quality of governmental services for our citizens.

Financial Information

Funding Sources

Funding Type	FY 2021-22	FY 2022-23	FY 2023-24	FY 2024-25	FY 2025-26
Bond Proceeds	\$ 1,000,000	\$ -	\$ -	\$ -	\$ -
	-	-	-	-	-
	-	-	-	-	-
Totals	\$ 1,000,000	\$ -	\$ -	\$ -	\$ -

Capital Project Expenditures/Expenses

Activity	FY 2021-22	FY 2022-23	FY 2023-24	FY 2024-25	FY 2025-26
	\$ -	\$ -	\$ -	\$ -	\$ -
Construction	1,000,000	-	-	-	-
	-	-	-	-	-
Totals	\$ 1,000,000	\$ -	\$ -	\$ -	\$ -

Impact on Operational Expenditures/Expenses

Activity	FY 2021-22	FY 2022-23	FY 2023-24	FY 2024-25	FY 2025-26
Operating Expense-Staff Costs	\$ 25,000	\$ 5,000	\$ 5,000	\$ 5,000	\$ 5,000
	-	-	-	-	-
Totals	\$ 25,000	\$ 5,000	\$ 5,000	\$ 5,000	\$ 5,000


CITY OF PORT ST. LUCIE - PRICE INCREASE CAPITAL IMPROVEMENT PROJECT REQUEST FORM



PROJECT TYPE: NEW PROJECT PROJECT CHANGE/UPDATE

Department/Division: Public Works
Contact Person: Heath Stocton, P.E.
Phone #/Extension: (772) 344-4239
Fund Number: 304-4121

Project Title: Cameo Blvd. & PSL Blvd. Intersection Improvements
Project Number: N/A
Amount Spent-to-date: \$ -



Project Justification

Project Description & Scope: Intersection sees high volumes and subsequent delays, especially during the morning and afternoon peak hours. Additionally, the existing traffic signals are mounted on outdated strain poles and span wires. New mast arms will be installed with new signal heads and detection cameras. Improvements will also be made to southbound Cameo Boulevard.

Purpose: Improve Traffic Flow

City Council Goal: High quality infrastructure and facilities

Return on Investment (ROI) Considerations

Payback Period (ROI): Project will enhance the quality of life or quality of governmental services for our citizens.

Financial Information

Funding Sources

Funding Type	FY 2021-22	FY 2022-23	FY 2023-24	FY 2024-25	FY 2025-26
Impact Fees, Gas Tax	\$ -	\$ 150,000	\$ 1,200,000	\$ -	\$ -
	-	-	-	-	-
Totals	\$ -	\$ 150,000	\$ 1,200,000	\$ -	\$ -

Capital Project Expenditures/Expenses

Activity	FY 2021-22	FY 2022-23	FY 2023-24	FY 2024-25	FY 2025-26
Design	\$ -	\$ 150,000	\$ -	\$ -	\$ -
Construction	-	-	1,200,000	-	-
	-	-	-	-	-
Totals	\$ -	\$ 150,000	\$ 1,200,000	\$ -	\$ -

Impact on Operational Expenditures/Expenses

Activity	FY 2021-22	FY 2022-23	FY 2023-24	FY 2024-25	FY 2025-26
Operating Expenses-Staff Costs	\$ -	\$ 7,500	\$ 60,000	\$ 60,000	\$ 60,000
	-	-	-	-	-
Totals	\$ -	\$ 7,500	\$ 60,000	\$ 60,000	\$ 60,000

CITY OF PORT ST. LUCIE - PRICE INCREASE CAPITAL IMPROVEMENT PROJECT REQUEST FORM



PROJECT TYPE: NEW PROJECT PROJECT CHANGE/UPDATE

Department/Division: Public Works
Contact Person: Heath Stocton, P.E.
Phone #/Extension: (772) 344-4239
Fund Number 304-4121

Project Title: Savona Blvd. & Paar Drive
Intersection Improvements

Project Number:
Amount Spent-to-date \$ -



Project Justification

Project Description & Scope: Intersection sees high volumes and subsequent delays, especially during the morning and afternoon peak hours. Temporary improvements were recently completed to add signalization, a northbound left turn lane, and an eastbound right turn lane. This project will analyze the intersection, recommend a permanent improvement, and then design and construct said improvements.

Purpose: Best Practices

City Council Goal: High-quality infrastructure and facilities.

Return on Investment (ROI) Considerations

Payback Period (ROI): Project will enhance the quality of life or quality of governmental services for our citizens.

Financial Information

Funding Sources

Funding Type	FY 2021-22	FY 2022-23	FY 2023-24	FY 2024-25	FY 2025-26
Impact Fees, Gas Tax, Ad Valorem	\$ -	\$ -	\$ 150,000	\$ 1,200,000	\$ -
	-	-	-	-	-
Totals	\$ -	\$ -	\$ 150,000	\$ 1,200,000	\$ -

Capital Project Expenditures/Expenses

Activity	FY 2021-22	FY 2022-23	FY 2023-24	FY 2024-25	FY 2025-26
Analysis & Design	\$ -	\$ -	\$ 150,000	\$ -	\$ -
Construction and CEI	-	-	-	1,200,000	-
	-	-	-	-	-
Totals	\$ -	\$ -	\$ 150,000	\$ 1,200,000	\$ -

Impact on Operational Expenditures/Expenses

Activity	FY 2021-22	FY 2022-23	FY 2023-24	FY 2024-25	FY 2025-26
Operating Expense-Staff Costs	\$ -	\$ -	\$ 7,500	\$ 17,000	\$ 1,000
	-	-	-	-	-
Totals	\$ -	\$ -	\$ 7,500	\$ 17,000	\$ 1,000

CITY OF PORT ST. LUCIE - PRICE DECREASE CAPITAL IMPROVEMENT PROJECT REQUEST FORM




PROJECT TYPE: NEW PROJECT PROJECT CHANGE/UPDATE

Department/Division: Public Works
Contact Person: Heath Stocton, P.E.
Phone #/Extension: x4239
Fund Number: 304-4121

Project Title: Del Rio Blvd. & California Blvd.
 Intersection Improvements

Project Number:
Amount Spent-to-date:



Project Justification

Project Description & Scope: Intersection sees high volumes and subsequent delays, especially during the morning and afternoon peak hours. Temporary improvements were completed to add signalization and coordination with Crosstown Parkway. This project will analyze the intersection, recommend a permanent improvement, and then design and construct said improvements. The favored and most likely treatment will be installation of a modern roundabout.

Purpose: Best Practices

City Council Goal: High-quality infrastructure and facilities.

Return on Investment (ROI) Considerations

Payback Period (ROI): Project will enhance the quality of life or quality of governmental services for our citizens.

Financial Information

Funding Sources					
Funding Type	FY 2021-22	FY 2022-23	FY 2023-24	FY 2024-25	FY 2025-26
Impact Fees, Gas Tax	\$ -	\$ -	\$ -	\$ -	\$ 250,000
	-	-	-	-	-
Totals	\$ -	\$ -	\$ -	\$ -	\$ 250,000

Capital Project Expenditures/Expenses					
Activity	FY 2021-22	FY 2022-23	FY 2023-24	FY 2024-25	FY 2025-26
Design	\$ -	\$ -	\$ -	\$ -	\$ 250,000
Construction	-	-	-	-	-
	-	-	-	-	-
Totals	\$ -	\$ -	\$ -	\$ -	\$ 250,000

Impact on Operational Expenditures/Expenses					
Activity	FY 2021-22	FY 2022-23	FY 2023-24	FY 2024-25	FY 2025-26
Operating Expense-Staff Costs	\$ -	\$ -	\$ -	\$ -	\$ 12,500
	-	-	-	-	-
Totals	\$ -	\$ -	\$ -	\$ -	\$ 12,500

CITY OF PORT ST. LUCIE - **NEW PROJECT** CAPITAL IMPROVEMENT PROJECT REQUEST FORM



PROJECT TYPE: NEW PROJECT PROJECT CHANGE/UPDATE

Department/Division: Public Works
Contact Person: Paul Johnson
Phone #/Extension: 772 370-9778/ex. 5182
Fund Number: 304-4121

Project Title: Bayshore & Lakehurst Signalization
Project Number: N/A
Amount Spent-to-Date: \$0



Project Justification

Project Description & Scope: This intersection is currently stop controlled for EB/WB Lakehurst only. High traffic volumes and historical crashes indicates that a traffic signal is justified at this location based on Federal criteria (MUTCD). Installation of a traffic signal at this location will increase mobility and safety for the public.

Purpose: Life Safety

City Council Goal: High-quality infrastructure and facilities.

Return on Investment (ROI) Considerations

Payback Period (ROI): Project will enhance the quality of life or quality of governmental services for our citizens.

Financial Information

Funding Sources

Funding Type	FY 2021-22	FY 2022-23	FY 2023-24	FY 2024-25	FY 2025-26
Impact Fees, Gas Tax	\$ 100,000	\$ 800,000	\$ -	\$ -	\$ -
	-	-	-	-	-
Totals	\$ 100,000	\$ 800,000	\$ -	\$ -	\$ -

Capital Project Expenditures/Expenses

Activity	FY 2021-22	FY 2022-23	FY 2023-24	FY 2024-25	FY 2025-26
Design	\$ 100,000	\$ -	\$ -	\$ -	\$ -
Construction -	-	800,000	-	-	-
	-	-	-	-	-
Totals	\$ 100,000	\$ 800,000	\$ -	\$ -	\$ -

Impact on Operational Expenditures/Expenses

Activity	FY 2021-22	FY 2022-23	FY 2023-24	FY 2024-25	FY 2025-26
Operating Expense-Staff Costs	\$ 2,000	\$ 20,000	\$ -	\$ -	\$ -
	-	-	-	-	-
Totals	\$ 2,000	\$ 20,000	\$ -	\$ -	\$ -

CITY OF PORT ST. LUCIE - **NEW PROJECT** CAPITAL IMPROVEMENT PROJECT REQUEST FORM

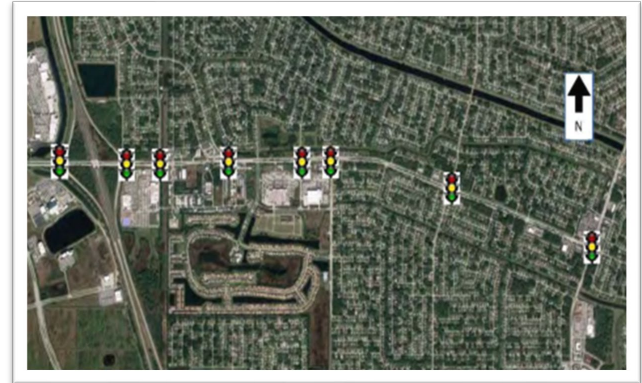


PROJECT TYPE: NEW PROJECT PROJECT CHANGE/UPDATE

Department/Division: Public Works
Contact Person: Heath Stocton, P.E.
Phone #/Extension: x4239
Fund Number: 304-4121

Project Title: Gatlin Blvd Signal Improvements
Phase I - FDOT

Project Number:
Amount Spent-to-date:



Project Justification

Project Description & Scope: This project is ranked #3 on the St. Lucie County Transportation Planning Organization's (SLCTPO) Congestion Management Process (CMP) Major Update. Congestion at the intersection can be improved by increased access management through the installation of raised medians on the approaches. Treatment is needed for the intersection with Ravenswood to prevent vehicles from blocking emergency access. A mid-block crossing would be beneficial to assist pedestrians in accessing the Major Activity Center (MAC).

Purpose: Best Practices
City Council Goal: High-quality infrastructure and facilities.

Return on Investment (ROI) Considerations

Payback Period (ROI): Project will enhance the quality of life or quality of governmental services for our citizens.

Financial Information

Funding Sources

Funding Type	FY 2021-22	FY 2022-23	FY 2023-24	FY 2024-25	FY 2025-26
FDOT LAP Agreement	\$ -	\$ 314,000	\$ -	\$ -	\$ -
Impact Fees, Gas Tax	-	-	-	-	-
Totals	\$ -	\$ 314,000	\$ -	\$ -	\$ -

Capital Project Expenditures/Expenses

Activity	FY 2021-22	FY 2022-23	FY 2023-24	FY 2024-25	FY 2025-26
Design	\$ -	\$ -	\$ -	\$ -	\$ -
Construction	-	314,000	-	-	-
Totals	\$ -	\$ 314,000	\$ -	\$ -	\$ -

Impact on Operational Expenditures/Expenses

Activity	FY 2021-22	FY 2022-23	FY 2023-24	FY 2024-25	FY 2025-26
Operating Expense-Staff Costs	\$ -	\$ 1,000	\$ 1,000	\$ 1,000	\$ 1,000
Totals	\$ -	\$ 1,000	\$ 1,000	\$ 1,000	\$ 1,000

CITY OF PORT ST. LUCIE - NEW PROJECT CAPITAL IMPROVEMENT PROJECT REQUEST FORM



PROJECT TYPE: NEW PROJECT PROJECT CHANGE/UPDATE

Department/Division: Public Works
Contact Person: Heath Stocton, P.E.
Phone #/Extension: x4239
Fund Number: 304-4121

Project Title: Gatlin Blvd Signal Improvements
Phase II- FDOT
Project Number:
Amount Spent-to-date:



Project Justification

Project Description & Scope: This project is ranked #4 on the St. Lucie County Transportation Planning Organization's (SLCTPO) Congestion Management Process (CMP) Major Update. Traffic data will be collected to optimize signal timing and traffic progression. Adaptive signal coordination technology will also be review for feasible implementation.

Purpose: Best Practices

City Council Goal: High-quality infrastructure and facilities.

Return on Investment (ROI) Considerations

Payback Period (ROI): Project will enhance the quality of life or quality of governmental services for our citizens.

Financial Information

Funding Sources

Funding Type	FY 2021-22	FY 2022-23	FY 2023-24	FY 2024-25	FY 2025-26
FDOT LAP Agreement	\$ -	\$ -	\$ 314,000	\$ -	\$ -
Impact Fees, Gas Tax	-	-	-	-	-
Totals	\$ -	\$ -	\$ 314,000	\$ -	\$ -

Capital Project Expenditures/Expenses

Activity	FY 2021-22	FY 2022-23	FY 2023-24	FY 2024-25	FY 2025-26
Design	\$ -	\$ -	\$ -	\$ -	\$ -
Construction	-	-	314,000	-	-
Totals	\$ -	\$ -	\$ 314,000	\$ -	\$ -

Impact on Operational Expenditures/Expenses

Activity	FY 2021-22	FY 2022-23	FY 2023-24	FY 2024-25	FY 2025-26
Operating Expense-Staff Costs	\$ -	\$ -	\$ 1,000	\$ 1,000	\$ 1,000
	-	-	-	-	-
Totals	\$ -	\$ -	\$ 1,000	\$ 1,000	\$ 1,000

CITY OF PORT ST. LUCIE - **NEW PROJECT** CAPITAL IMPROVEMENT PROJECT REQUEST FORM



PROJECT TYPE: NEW PROJECT PROJECT CHANGE/UPDATE

Department/Division: Public Works
Contact Person: Heath Stocton, P.E.
Phone #/Extension: x4239
Fund Number: 304-4121

Project Title: Tradition Pkwy Lane Extension
Project Number:
Amount Spent-to-date:



Project Justification

Justification: Existing lane exiting southbound I95 to westbound Tradition Parkway ends prior to the right turn lane for Village Parkway requiring vehicles to merge with through traffic. This project will connect the outside westbound lane from the I95 ramp to the Village Parkway turn lane.

Purpose: Regulatory/Contractual

City Council Goal: High-quality infrastructure and facilities.

Return on Investment (ROI) Considerations

Payback Period (ROI): Project will enhance the quality of life or quality of governmental services for our citizens.

Financial Information

Funding Sources					
Funding Type	FY 2021-22	FY 2022-23	FY 2023-24	FY 2024-25	FY 2025-26
Impact Fees, Gas Tax, Ad Valorem	\$ 350,000	\$ -	\$ -	\$ -	\$ -
	-	-	-	-	-
Totals	\$ 350,000	\$ -	\$ -	\$ -	\$ -

Capital Project Expenditures/Expenses					
Activity	FY 2021-22	FY 2022-23	FY 2023-24	FY 2024-25	FY 2025-26
Construction	\$ 350,000	\$ -	\$ -	\$ -	\$ -
	-	-	-	-	-
Totals	\$ 350,000	\$ -	\$ -	\$ -	\$ -

Impact on Operational Expenditures/Expenses					
Activity	FY 2021-22	FY 2022-23	FY 2023-24	FY 2024-25	FY 2025-26
Operating Expense-Staff Costs	\$ 10,000	\$ -	\$ -	\$ -	\$ -
	-	-	-	-	-
Totals	\$ 10,000	\$ -	\$ -	\$ -	\$ -

CITY OF PORT ST. LUCIE - PRICE INCREASE CAPITAL IMPROVEMENT PROJECT REQUEST FORM



PROJECT TYPE: NEW PROJECT PROJECT CHANGE/UPDATE

Department/Division: Public Works
Contact Person: Paul Johnson
Phone #/Extension: X5182
Fund Number: 304-4121

Project Title: PW-3049 2006 Bucket Truck
Project Number:
Amount Spent-to-date:



Project Justification

Project Description & Scope: This vehicle is used for traffic signal repairs. This vehicle currently has 135306 miles and 2090 hours. Life time expense is \$22,036.87 with 6240 hours of down time. Upon replacement this vehicle will be Seventeen years old with an estimated mileage of 155,000 + miles .The lifting mechanism has a limited useful life which generally occurs prior to the maximization of the vehicle mileage. This vehicle has exceeded its life cycle. Replacing the vehicle would significantly reduce maintenance cost and down time. The replacement cost for this vehicle plus the 6% cost increase will be \$169,329. The cost savings for purchasing this vehicle over 5 years would be approximately \$10,000.00.

Purpose: Best Practices
City Council Goal: High-performing city government organization.

Return on Investment (ROI) Considerations

Payback Period (ROI): Project will enhance the quality of life or quality of governmental services for our citizens.

Financial Information

Funding Sources

Funding Type	FY 2021-22	FY 2022-23	FY 2023-24	FY 2024-25	FY 2025-26
Impact Fees, Gas Tax, Ad Valorem	\$ 220,000	\$ -	\$ -	\$ -	\$ -
Totals	\$ 220,000	\$ -	\$ -	\$ -	\$ -

Capital Project Expenditures/Expenses

Activity	FY 2021-22	FY 2022-23	FY 2023-24	FY 2024-25	FY 2025-26
Equipment Purchase	\$ 220,000	\$ -	\$ -	\$ -	\$ -
Totals	\$ 220,000	\$ -	\$ -	\$ -	\$ -

Impact on Operational Expenditures/Expenses

Activity	FY 2021-22	FY 2022-23	FY 2023-24	FY 2024-25	FY 2025-26
Operating Expense-Staff Costs	\$ (2,000)	\$ (2,000)	\$ (2,000)	\$ (2,000)	\$ (2,000)
	-	-	-	-	-
Totals	\$ (2,000)	\$ (2,000)	\$ (2,000)	\$ (2,000)	\$ (2,000)

CITY OF PORT ST. LUCIE - PRICE INCREASE CAPITAL IMPROVEMENT PROJECT REQUEST FORM



PROJECT TYPE: NEW PROJECT PROJECT CHANGE/UPDATE

Department/Division: Public Works
Contact Person: Paul Johnson
Phone #/Extension: X5182
Fund Number: 304-4121

Project Title: Replace PW-5647 Platform Truck
Project Number:
Amount Spent-to-date:



Project Justification

Project Description & Scope: This vehicle is used for traffic signal repairs. This vehicle currently has 61,349 miles. Life time expense is \$10,901.47 and has a total of 857 hours of down time through FVS. Upon replacement, the vehicle will be nineteen years old with 70,000+ miles. The lifting mechanism has limited life which generally occurs prior to the maximization of the vehicle mileage. This vehicle has exceeded its life cycle. Replacing the vehicle would significantly reduce maintenance cost and down time. The replacement cost for this vehicle plus the 6% cost increase will be \$168,023.00. The cost savings for purchasing this vehicle over 5 years would be approximately \$7,000.00.

Purpose: Best Practices

City Council Goal: High-quality infrastructure and facilities.

Return on Investment (ROI) Considerations

Payback Period (ROI): Project will enhance the quality of life or quality of governmental services for our citizens.

Financial Information

Funding Sources

Funding Type	FY 2021-22	FY 2022-23	FY 2023-24	FY 2024-25	FY 2025-26
Impact Fees, Gas Tax, Ad Valorem	\$ 180,830	\$ -	\$ -	\$ -	\$ -
	-	-	-	-	-
Totals	\$ 180,830	\$ -	\$ -	\$ -	\$ -

Capital Project Expenditures/Expenses

Activity	FY 2021-22	FY 2022-23	FY 2023-24	FY 2024-25	FY 2025-26
Equipment Purchase	\$ 180,830	\$ -	\$ -	\$ -	\$ -
	-	-	-	-	-
Totals	\$ 180,830	\$ -	\$ -	\$ -	\$ -

Impact on Operational Expenditures/Expenses

Activity	FY 2021-22	FY 2022-23	FY 2023-24	FY 2024-25	FY 2025-26
Operating Expense-Staff Costs	\$ (1,400)	\$ (1,400)	\$ (1,400)	\$ (1,400)	\$ (1,400)
	-	-	-	-	-
Totals	\$ (1,400)	\$ (1,400)	\$ (1,400)	\$ (1,400)	\$ (1,400)

CITY OF PORT ST. LUCIE - NO CHANGE CAPITAL IMPROVEMENT PROJECT REQUEST FORM



PROJECT TYPE: NEW PROJECT PROJECT CHANGE/UPDATE

Department/Division: Public Works
Contact Person: Rick Perkins
Phone #/Extension: X4263
Fund Number: 304-4121

Project Title: Replace PW-8618 2006 Bucket Truck
Project Number:
Amount Spent-to-date:



Project Justification

Project Description & Scope: This vehicle is used for traffic signal repairs. This vehicle currently has 33,757 miles and 1763 hours. Life time expense through FVS and Altec is \$49,013.36 This vehicle has had a total of 1,647 hours of down time through FVS and 2,288 hrs. of down through Altec. Upon replacement, the vehicle will be fifteen years old with 34,200+ miles. The lifting mechanism has a limited useful life which generally occurs prior to the maximization of the vehicle mileage. This vehicle has exceeded its life cycle. Replacing the vehicle would significantly reduce maintenance cost and down time. The replacement cost for this vehicle plus the 6% cost increase will be \$264,496.00. The cost savings for purchasing this vehicle over 5 years would be approximately \$10,000.00.

Purpose: Past/Current Practices
City Council Goal: High-performing city government organization.

Return on Investment (ROI) Considerations

Payback Period (ROI): Project will enhance the quality of life or quality of governmental services for our citizens.

Financial Information

Funding Sources

Funding Type	FY 2021-22	FY 2022-23	FY 2023-24	FY 2024-25	FY 2025-26
Impact Fees, Gas Tax, Ad Valorem	\$ -	\$ 264,075	\$ -	\$ -	\$ -
	-	-	-	-	-
Totals	\$ -	\$ 264,075	\$ -	\$ -	\$ -

Capital Project Expenditures/Expenses

Activity	FY 2021-22	FY 2022-23	FY 2023-24	FY 2024-25	FY 2025-26
Equipment Purchase	\$ -	\$ 264,075	\$ -	\$ -	\$ -
	-	-	-	-	-
Totals	\$ -	\$ 264,075	\$ -	\$ -	\$ -

Impact on Operational Expenditures/Expenses

Activity	FY 2021-22	FY 2022-23	FY 2023-24	FY 2024-25	FY 2025-26
Operating Expense-Staff Costs	\$ 13,225	\$ (2,000)	\$ (2,000)	\$ (2,000)	\$ (2,000)
	-	-	-	-	-
Totals	\$ 13,225	\$ (2,000)	\$ (2,000)	\$ (2,000)	\$ (2,000)

CITY OF PORT ST. LUCIE - NO CHANGE CAPITAL IMPROVEMENT PROJECT REQUEST FORM



PROJECT TYPE: NEW PROJECT PROJECT CHANGE/UPDATE

Department/Division: Public Works
Contact Person: Thomas Salvador
Phone #/Extension: X5187
Fund Number: 304-4125



Project Title: Annual Resurfacing Program
Project Number:
Amount Spent-to-date: Ongoing

Project Justification

Justification: The City is responsible for the maintenance of approximately 915 centerline miles of streets and roadways throughout the City. Repairs and maintenance activities include but are not limited to milling, resurfacing, and asphalt rejuvenation. This item funds the City's 10-year approved repaving plan and is supplemented by funds provided by the half-cent sales tax. The sales tax contributions are secured through FY 28/29 and amounts vary annually. Please refer to fund 310 for actual sales tax expenditures.

Purpose: Best Practices

Council Goal: High-quality infrastructure and facilities.

Return on Investment (ROI) Considerations

Payback Period (ROI): Project will enhance the quality of life or quality of governmental services for our citizens.

Financial Information

Funding Sources

Funding Type	FY 2021-22	FY 2022-23	FY 2023-24	FY 2024-25	FY 2025-26
Impact Fees, Gas Tax	\$ 3,500,000	\$ 4,000,000	\$ 4,000,000	\$ 4,000,000	\$ 4,000,000
Totals	\$ 3,500,000	\$ 4,000,000	\$ 4,000,000	\$ 4,000,000	\$ 4,000,000

Capital Project Expenditures/Expenses

Activity	FY 2021-22	FY 2022-23	FY 2023-24	FY 2024-25	FY 2025-26
Construction	\$ 3,500,000	\$ 4,000,000	\$ 4,000,000	\$ 4,000,000	\$ 4,000,000
	-	-	-	-	-
Totals	\$ 3,500,000	\$ 4,000,000	\$ 4,000,000	\$ 4,000,000	\$ 4,000,000

Impact on Operational Expenditures/Expenses

Activity	FY 2021-22	FY 2022-23	FY 2023-24	FY 2024-25	FY 2025-26
Operating Expense-Staff Costs	\$ -	\$ -	\$ -	\$ -	\$ -
Totals	\$ -	\$ -	\$ -	\$ -	\$ -

CITY OF PORT ST. LUCIE - PRICE INCREASE CAPITAL IMPROVEMENT PROJECT REQUEST FORM



PROJECT TYPE: NEW PROJECT PROJECT CHANGE/UPDATE

Department/Division: Public Works
Contact Person: Thomas Salvador
Phone #/Extension: X5187
Fund Number: 304-4125



Project Title: Contract Repair/Improvements of Sidewalks
Project Number:
Amount Spent-to-date: Ongoing

Project Justification

Project Description & Scope: These funds are intended for repairs to correct deficiencies as documented in the city wide sidewalk inventory. Continuing services contractor to undertake the repairs which vary from year to year and includes curb ramp replacement, trip hazard grinding and cracked sidewalk replacement.

Purpose: Policy Directives

City Council Goal: High-quality infrastructure and facilities.

Return on Investment (ROI) Considerations

Payback Period (ROI): Project will enhance the quality of life or quality of governmental services for our citizens.

Financial Information

Funding Sources

Funding Type	FY 2021-22	FY 2022-23	FY 2023-24	FY 2024-25	FY 2025-26
Impact Fees, Gas Tax	\$ 750,000	\$ 500,000	\$ 500,000	\$ 500,000	\$ 500,000
	-	-	-	-	-
Totals	\$ 750,000	\$ 500,000	\$ 500,000	\$ 500,000	\$ 500,000

Capital Project Expenditures/Expenses

Activity	FY 2021-22	FY 2022-23	FY 2023-24	FY 2024-25	FY 2025-26
Construction	\$ 750,000	\$ 500,000	\$ 500,000	\$ 500,000	\$ 500,000
	-	-	-	-	-
Totals	\$ 750,000	\$ 500,000	\$ 500,000	\$ 500,000	\$ 500,000

Impact on Operational Expenditures/Expenses

Activity	FY 2021-22	FY 2022-23	FY 2023-24	FY 2024-25	FY 2025-26
Operating Expense-Staff Costs	\$ 12,000	\$ 10,000	\$ 10,000	\$ 10,000	\$ 10,000
	-	-	-	-	-
Totals	\$ 12,000	\$ 10,000	\$ 10,000	\$ 10,000	\$ 10,000

CITY OF PORT ST. LUCIE CAPITAL IMPROVEMENT PROJECT REQUEST FORM



PROJECT TYPE: NEW PROJECT PROJECT CHANGE/UPDATE

Department/Division: Public Works
Contact Person: Heath Stocton, P.E.
Phone #/Extension: X4239
Fund Number: 304-4125

Project Title: Village Green Drive Improvements
Project Number:
Amount Spent-to-date:



Project Justification

Project Description & Scope: Improvements to Village Green Drive following the completion of Crosstown Parkway. Scope of work is TBD. Once designed staff will persue federal funding.

Purpose: Policy Directives

City Council Goal: High-quality infrastructure and facilities.

Return on Investment (ROI) Considerations

Payback Period (ROI): Project will enhance the quality of life or quality of governmental services for our citizens.

Financial Information

Funding Sources

Funding Type	FY 2021-22	FY 2022-23	FY 2023-24	FY 2024-25	FY 2025-26
Impact Fees, Gas Tax, Ad Valorem	\$ 300,000	\$ -	\$ -	\$ -	\$ -
	-	-	-	-	-
Totals	\$ 300,000	\$ -	\$ -	\$ -	\$ -

Capital Project Expenditures/Expenses

Activity	FY 2021-22	FY 2022-23	FY 2023-24	FY 2024-25	FY 2025-26
Design	\$ 300,000	\$ -	\$ -	\$ -	\$ -
	-	-	-	-	-
Totals	\$ 300,000	\$ -	\$ -	\$ -	\$ -

Impact on Operational Expenditures/Expenses

Activity	FY 2021-22	FY 2022-23	FY 2023-24	FY 2024-25	FY 2025-26
Operating Expense-Staff Costs	\$ 15,000	\$ -	\$ -	\$ -	\$ -
	-	-	-	-	-
Totals	\$ 15,000	\$ -	\$ -	\$ -	\$ -

CITY OF PORT ST. LUCIE CAPITAL IMPROVEMENT PROJECT REQUEST FORM



PROJECT TYPE: NEW PROJECT PROJECT CHANGE/UPDATE

Department/Division: Public Works
Contact Person: Heath Stocton, P.E.
Phone #/Extension: (772) 344-4239
Fund Number: 304-4125



Project Title: Port St. Lucie Blvd. Resurfacing
Project Number: N/A
Amount Spent-to-date: \$ -

Project Justification

Project Description & Scope: Portion of Port St. Lucie Blvd. from SW Sansom Ln. to Cameo Blvd. requires surface treatment maintenance and ADA sidewalk improvements. This project will consist of the milling and resurfacing a portion of Port St. Lucie Blvd. to increase rideability and the comfort of traveling motorists. Project is also to include the upgrade and repair of existing sidewalk and curb ramps to improve safety and mobility for pedestrians.

Purpose: Roadway Maintenance

City Council Goal: High quality infrastructure and facilities

Return on Investment (ROI) Considerations

Payback Period (ROI): Project will enhance the quality of life or quality of governmental services for our citizens.

Financial Information

Funding Sources

Funding Type	FY 2021-22	FY 2022-23	FY 2023-24	FY 2024-25	FY 2025-26
Impact Fees, Gas Tax, Ad Valorem	\$ -	\$ 500,000	\$ -	\$ -	\$ -
	-	-	-	-	-
Totals	\$ -	\$ 500,000	\$ -	\$ -	\$ -

Capital Project Expenditures/Expenses

Activity	FY 2021-22	FY 2022-23	FY 2023-24	FY 2024-25	FY 2025-26
Construction	\$ -	\$ 500,000	\$ -	\$ -	\$ -
	-	-	-	-	-
Totals	\$ -	\$ 500,000	\$ -	\$ -	\$ -

Impact on Operational Expenditures/Expenses

Activity	FY 2021-22	FY 2022-23	FY 2023-24	FY 2024-25	FY 2025-26
Operating Expense-Staff Costs	\$ -	\$ 5,000	\$ -	\$ -	\$ -
	-	-	-	-	-
Totals	\$ -	\$ 5,000	\$ -	\$ -	\$ -

CITY OF PORT ST. LUCIE - **NEW PROJECT** CAPITAL IMPROVEMENT PROJECT REQUEST FORM



PROJECT TYPE: NEW PROJECT PROJECT CHANGE/UPDATE

Department/Division: Public Works
Contact Person: Thomas Salvador
Phone #/Extension: 871-5187
Fund Number: 304-4125

Project Title: Glenwood Rehabilitation
Project Number:
Amount Spent-to-Date:



Project Justification

Project Description & Scope: Project includes reconstruction of SW Glenwood Drive through the use of full depth reclamation (FDR).

Purpose: Best Practices

City Council Goal: High-quality infrastructure and facilities.

Return on Investment (ROI) Considerations

Payback Period (ROI): Project will enhance the quality of life or quality of governmental services for our citizens.

Financial Information

Funding Sources

Funding Type	FY 2021-22	FY 2022-23	FY 2023-24	FY 2024-25	FY 2025-26
Impact Fees, Gas Tax, Ad Valorem	\$ -	\$ -	\$ -	\$ 500,000	\$ -
	-	-	-	-	-
Totals	\$ -	\$ -	\$ -	\$ 500,000	\$ -

Capital Project Expenditures/Expenses

Activity	FY 2021-22	FY 2022-23	FY 2023-24	FY 2024-25	FY 2025-26
Construction	\$ -	\$ -	\$ -	\$ 500,000	\$ -
	-	-	-	-	-
Totals	\$ -	\$ -	\$ -	\$ 500,000	\$ -

Impact on Operational Expenditures/Expenses

Activity	FY 2021-22	FY 2022-23	FY 2023-24	FY 2024-25	FY 2025-26
Operating Expense-Staff Costs	\$ -	\$ -	\$ -	\$ 5,000	\$ -
	-	-	-	-	-
Totals	\$ -	\$ -	\$ -	\$ 5,000	\$ -

CITY OF PORT ST. LUCIE - **NEW PROJECT** CAPITAL IMPROVEMENT PROJECT REQUEST FORM



PROJECT TYPE: NEW PROJECT PROJECT CHANGE/UPDATE

Department/Division: Public Works
Contact Person: Thomas Salvador
Phone #/Extension: 871-5187
Fund Number: 304-4125

Project Title: Pavement Condition Survey
Project Number:
Amount Spent-to-Date:



Project Justification

Project Description & Scope: Assessment to provide an update to the City's Pavement Condition Indexes (PCI) which guide the 10-Year Master Repaving plan. Will also collect striping condition, number of lanes, shoulder width, and light pole locations.

Purpose: Best Practices

City Council Goal: High-quality infrastructure and facilities.

Return on Investment (ROI) Considerations

Payback Period (ROI): Project will enhance the quality of life or quality of governmental services for our citizens.

Financial Information

Funding Sources

Funding Type	FY 2021-22	FY 2022-23	FY 2023-24	FY 2024-25	FY 2025-26
Impact Fees, Gas Tax, Ad Valorem	\$ 500,000	\$ -	\$ -	\$ -	\$ -
	-	-	-	-	-
Totals	\$ 500,000	\$ -	\$ -	\$ -	\$ -

Capital Project Expenditures/Expenses

Activity	FY 2021-22	FY 2022-23	FY 2023-24	FY 2024-25	FY 2025-26
Professional Services	\$ 500,000	\$ -	\$ -	\$ -	\$ -
	-	-	-	-	-
Totals	\$ 500,000	\$ -	\$ -	\$ -	\$ -

Impact on Operational Expenditures/Expenses

Activity	FY 2021-22	FY 2022-23	FY 2023-24	FY 2024-25	FY 2025-26
Operating Expense-Staff Costs	\$ 5,000		\$ -	\$ -	\$ -
	-	-	-	-	-
Totals	\$ 5,000	\$ -	\$ -	\$ -	\$ -

CITY OF PORT ST. LUCIE - **NEW PROJECT** CAPITAL IMPROVEMENT PROJECT REQUEST FORM



PROJECT TYPE: NEW PROJECT PROJECT CHANGE/UPDATE

Department/Division: Public Works
Contact Person: Thomas Salvador
Phone #/Extension: 871-5187
Fund Number: 304-4125

Project Title: Gatlin Pines -
Roadway Reconstruction

Project Number:
Amount Spent-to-Date:



Project Justification

Project Description & Scope: Project consists of the Design for Rehabilitation and/or Reconstruction of the roadways in a portion of the Gatlin Pines Neighborhood east of SW Savona Blvd. between SW Melrose Ave. and SW Emerald Ave. which are currently experiencing accelerated pavement and road base failures.

Purpose: Best Practices

City Council Goal: High-quality infrastructure and facilities.

Return on Investment (ROI) Considerations

Payback Period (ROI): Project will enhance the quality of life or quality of governmental services for our citizens.

Financial Information

Funding Sources

Funding Type	FY 2021-22	FY 2022-23	FY 2023-24	FY 2024-25	FY 2025-26
Impact Fees, Gas Tax, Ad Valorem	\$ -	\$ -	\$ -	\$ -	\$ 1,500,000
	-	-	-	-	-
Totals	\$ -	\$ -	\$ -	\$ -	\$ 1,500,000

Capital Project Expenditures/Expenses

Activity	FY 2021-22	FY 2022-23	FY 2023-24	FY 2024-25	FY 2025-26
Construction	\$ -	\$ -	\$ -	\$ -	\$ 1,500,000
	-	-	-	-	-
Totals	\$ -	\$ -	\$ -	\$ -	\$ 1,500,000

Impact on Operational Expenditures/Expenses

Activity	FY 2021-22	FY 2022-23	FY 2023-24	FY 2024-25	FY 2025-26
Operating Expense-Staff Costs	\$ -	\$ -	\$ -	\$ -	\$ 15,000
	-	-	-	-	-
Totals	\$ -	\$ -	\$ -	\$ -	\$ 15,000

CITY OF PORT ST. LUCIE - **NEW PROJECT** CAPITAL IMPROVEMENT PROJECT REQUEST FORM



PROJECT TYPE: NEW PROJECT PROJECT CHANGE/UPDATE

Department/Division: Public Works
Contact Person: Thomas Salvador
Phone #/Extension: 871-5187
Fund Number: 304-4125

Project Title: NW E Torino Turn Lane Improvements

Project Number:
Amount Spent-to-Date:



Project Justification

Project Description & Scope: Design and construction of intersection improvements at the intersection of East Torino Parkway and North Torino Parkway. Actual improvements to be determined during design phase, but a roundabout is currently the preferred alternative.

Purpose: Best Practices

City Council Goal: High-quality infrastructure and facilities.

Return on Investment (ROI) Considerations

Payback Period (ROI): Project will enhance the quality of life or quality of governmental services for our citizens.

Financial Information

Funding Sources

Funding Type	FY 2021-22	FY 2022-23	FY 2023-24	FY 2024-25	FY 2025-26
Impact Fees, Gas Tax, Ad Valorem	\$ -	\$ -	\$ 1,000,000	\$ -	\$ -
	-	-	-	-	-
Totals	\$ -	\$ -	\$ 1,000,000	\$ -	\$ -

Capital Project Expenditures/Expenses

Activity	FY 2021-22	FY 2022-23	FY 2023-24	FY 2024-25	FY 2025-26
Construction	\$ -	\$ -	\$ 1,000,000	\$ -	\$ -
	-	-	-	-	-
Totals	\$ -	\$ -	\$ 1,000,000	\$ -	\$ -

Impact on Operational Expenditures/Expenses

Activity	FY 2021-22	FY 2022-23	FY 2023-24	FY 2024-25	FY 2025-26
Operating Expense-Staff Costs	\$ -	\$ -	\$ 10,000	\$ -	\$ -
	-	-	-	-	-
Totals	\$ -	\$ -	\$ 10,000	\$ -	\$ -

CITY OF PORT ST. LUCIE - **NEW PROJECT** CAPITAL IMPROVEMENT PROJECT REQUEST FORM



PROJECT TYPE: NEW PROJECT PROJECT CHANGE/UPDATE

Department/Division: Public Works
Contact Person: Georgette Beck
Phone #/Extension: X5103
Fund Number: 304-4125

Project Title: Road and Gateway Landscape Beautification
Project Number: N/A
Amount Spent-to-Date:



Project Justification

Project Description & Scope: City Council directive to develop a beautification master plan to include city gateways, sidewalks, ponds, utility facilities, cul-de-sacs and roadway tree and plant amenities.

Purpose: Best Practices

City Council Goal: High-quality infrastructure and facilities.

Return on Investment (ROI) Considerations

Payback Period (ROI): Project will enhance the quality of life or quality of governmental services for our citizens.

Financial Information

Funding Sources

Funding Type	FY 2021-22	FY 2022-23	FY 2023-24	FY 2024-25	FY 2025-26
Impact Fees, Gas Tax, Ad Valorem	\$ -	\$ -	\$ -	\$ -	\$ 50,000
	-	-	-	-	-
Totals	\$ -	\$ -	\$ -	\$ -	\$ 50,000

Capital Project Expenditures/Expenses

Activity	FY 2021-22	FY 2022-23	FY 2023-24	FY 2024-25	FY 2025-26
Design	\$ -	\$ -	\$ -	\$ -	\$ 50,000
Construction	-	-	-	-	-
	-	-	-	-	-
Totals	\$ -	\$ -	\$ -	\$ -	\$ 50,000

Impact on Operational Expenditures/Expenses

Activity	FY 2021-22	FY 2022-23	FY 2023-24	FY 2024-25	FY 2025-26
Operating Expense-Staff Costs	\$ -	\$ -	\$ -	\$ -	\$ 2,500
	-	-	-	-	-
Totals	\$ -	\$ -	\$ -	\$ -	\$ 2,500

CITY OF PORT ST. LUCIE - **NEW PROJECT** CAPITAL IMPROVEMENT PROJECT REQUEST FORM



PROJECT TYPE: NEW PROJECT PROJECT CHANGE/UPDATE

Department/Division: Public Works
Contact Person: John Dunton
Phone #/Extension: X4035
Fund Number: 304-4125

Project Title: PSL Blvd Landscape - Turnpike
 Bridge to Gatlin Blvd

Project Number:
Amount Spent-to-date:



Project Justification

Project Description & Scope: Continuation of landscape west of the Turnpike to Gatlin Boulevard.

Purpose: Best Practices

City Council Goal: High-quality infrastructure and facilities.

Return on Investment (ROI) Considerations

Payback Period (ROI): Project will enhance the quality of life or quality of governmental services for our citizens.

Financial Information

Funding Sources

Funding Type	FY 2021-22	FY 2022-23	FY 2023-24	FY 2024-25	FY 2025-26
Impact Fees, Gas Tax, Ad Valorem	\$ -	\$ -	\$ -	\$ -	\$ 60,000
	-	-	-	-	-
	-	-	-	-	-
Totals	\$ -	\$ -	\$ -	\$ -	\$ 60,000

Capital Project Expenditures/Expenses

Activity	FY 2021-22	FY 2022-23	FY 2023-24	FY 2024-25	FY 2025-26
Design	\$ -	\$ -	\$ -	\$ -	\$ 60,000
	-	-	-	-	-
Totals	\$ -	\$ -	\$ -	\$ -	\$ 60,000

Impact on Operational Expenditures/Expenses

Activity	FY 2021-22	FY 2022-23	FY 2023-24	FY 2024-25	FY 2025-26
Operating Expense-Staff Costs	\$ -	\$ -	\$ -	\$ -	\$ 3,000
	-	-	-	-	-
Totals	\$ -	\$ -	\$ -	\$ -	\$ 3,000

CITY OF PORT ST. LUCIE - PRICE INCREASE CAPITAL IMPROVEMENT PROJECT REQUEST FORM



PROJECT TYPE: NEW PROJECT PROJECT CHANGE/UPDATE

Department/Division: Public Works
Contact Person: Richard Perkins
Phone #/Extension: X4263
Fund Number: 304-4125

Project Title: Replace PW-8940 2007 Pothole Patch Truck

Project Number:
Amount Spent-to-date:



Project Justification

Project Description & Scope: This piece of equipment is used to repair roadways and pot holes throughout the city. The Asphalt Patcher truck currently has 78,585 miles. Life time expense for this unit is \$28,037 and 8,512 hours of down time. Upon replacement, the Asphalt truck will be fourteen years old with 85,000+ miles. The mechanical parts of the asphalt patch truck are deteriorating and will reach the end of its useful life prior to the vehicle mileage indication. This vehicle has exceeded its life cycle. To avoid future maintenance cost and down time. The replacement cost for this vehicle plus the 6% cost increase will be \$224,932. The cost savings for purchasing this vehicle over 5 years would be approximately \$7,500.00.

Purpose: Past/Current Practices

City Council Goal: High-performing city government organization.

Return on Investment (ROI) Considerations

Payback Period (ROI): Project will enhance the quality of life or quality of governmental services for our citizens.

Financial Information

Funding Sources

Funding Type	FY 2021-22	FY 2022-23	FY 2023-24	FY 2024-25	FY 2025-26
Impact Fees, Gas Tax, Ad Valorem	\$ 300,000	\$ -	\$ -	\$ -	\$ -
	-	-	-	-	-
Totals	\$ 300,000	\$ -	\$ -	\$ -	\$ -

Capital Project Expenditures/Expenses

Activity	FY 2021-22	FY 2022-23	FY 2023-24	FY 2024-25	FY 2025-26
Equipment Purchase	\$ 300,000	\$ -	\$ -	\$ -	\$ -
	-	-	-	-	-
Totals	\$ 300,000	\$ -	\$ -	\$ -	\$ -

Impact on Operational Expenditures/Expenses

Activity	FY 2021-22	FY 2022-23	FY 2023-24	FY 2024-25	FY 2025-26
Operating Expense-Staff Costs	\$ (1,500)	\$ (1,500)	\$ (1,500)	\$ (1,500)	\$ (1,500)
	-	-	-	-	-
Totals	\$ (1,500)	\$ (1,500)	\$ (1,500)	\$ (1,500)	\$ (1,500)

CITY OF PORT ST. LUCIE - NEW PROJECT CAPITAL IMPROVEMENT PROJECT REQUEST FORM



PROJECT TYPE: NEW PROJECT PROJECT CHANGE/UPDATE

Department/Division: Public Works
Contact Person: Richard Perkins
Phone #/Extension: X4263
Fund Number: 304-4125

Project Title: Replace PWD-2013 2005 Ford F-450

Project Number:
Amount Spent-to-Date:



Project Justification

Project Description & Scope: This vehicle is used for roadway and sidewalk installation, maintenance and repairs. This vehicle has 110,056 miles. Upon replacement, the vehicle will be sixteen years old with estimated mileage 123,000+. This vehicle has exceeded its life cycle. Replacing the vehicle would significantly reduce maintenance cost and down time.

Purpose: Best Practices

City Council Goal: High-performing city government organization.

Return on Investment (ROI) Considerations

Payback Period (ROI): Project will enhance the quality of life or quality of governmental services for our citizens.

Financial Information

Funding Sources

Funding Type	FY 2021-22	FY 2022-23	FY 2023-24	FY 2024-25	FY 2025-26
Impact Fees, Gas Tax, Ad Valorem	\$ 70,112	\$ -	\$ -	\$ -	\$ -
	-	-	-	-	-
Totals	\$ 70,112	\$ -	\$ -	\$ -	\$ -

Capital Project Expenditures/Expenses

Activity	FY 2021-22	FY 2022-23	FY 2023-24	FY 2024-25	FY 2025-26
Equipment Purchase	\$ 70,112	\$ -	\$ -	\$ -	\$ -
	-	-	-	-	-
Totals	\$ 70,112	\$ -	\$ -	\$ -	\$ -

Impact on Operational Expenditures/Expenses

Activity	FY 2021-22	FY 2022-23	FY 2023-24	FY 2024-25	FY 2025-26
Operating Expense-Staff Costs	\$ (1,500)	\$ (1,500)	\$ (1,500)	\$ (1,500)	\$ (1,500)
	-	-	-	-	-
Totals	\$ (1,500)	\$ (1,500)	\$ (1,500)	\$ (1,500)	\$ (1,500)

CITY OF PORT ST. LUCIE - **NEW PROJECT** CAPITAL IMPROVEMENT PROJECT REQUEST FORM



PROJECT TYPE: NEW PROJECT PROJECT CHANGE/UPDATE

Department/Division: Public Works
Contact Person: Richard Perkins
Phone #/Extension: X4263
Fund Number: 304-4125

Project Title: Replace PWD-3871 2007 Ford F-450

Project Number:
Amount Spent-to-Date:



Project Justification

Project Description & Scope: This vehicle is used for roadway and sidewalk installation, maintenance and repairs. This vehicle has 125,886 miles. Upon replacement, the vehicle will be fifteen years old with estimated mileage 132,000+. This vehicle has exceeded its life cycle. Replacing the vehicle would significantly reduce maintenance cost and down time.

Purpose: Best Practices

City Council Goal: High-performing city government organization.

Return on Investment (ROI) Considerations

Payback Period (ROI): Project will enhance the quality of life or quality of governmental services for our citizens.

Financial Information

Funding Sources

Funding Type	FY 2021-22	FY 2022-23	FY 2023-24	FY 2024-25	FY 2025-26
Impact Fees, Gas Tax, Ad Valorem	\$ 70,112	\$ -	\$ -	\$ -	\$ -
	-	-	-	-	-
Totals	\$ 70,112	\$ -	\$ -	\$ -	\$ -

Capital Project Expenditures/Expenses

Activity	FY 2021-22	FY 2022-23	FY 2023-24	FY 2024-25	FY 2025-26
Equipment Purchase	\$ 70,112	\$ -	\$ -	\$ -	\$ -
	-	-	-	-	-
Totals	\$ 70,112	\$ -	\$ -	\$ -	\$ -

Impact on Operational Expenditures/Expenses

Activity	FY 2021-22	FY 2022-23	FY 2023-24	FY 2024-25	FY 2025-26
Operating Expense-Staff Costs	\$ (1,500)	\$ (1,500)	\$ (1,500)	\$ (1,500)	\$ (1,500)
	-	-	-	-	-
Totals	\$ (1,500)	\$ (1,500)	\$ (1,500)	\$ (1,500)	\$ (1,500)

CITY OF PORT ST. LUCIE - **NEW PROJECT** CAPITAL IMPROVEMENT PROJECT REQUEST FORM



PROJECT TYPE: NEW PROJECT PROJECT CHANGE/UPDATE

Department/Division: Public Works
Contact Person: Richard Perkins
Phone #/Extension: X4263
Fund Number: 304-4125

Project Title: Replace PWD-3870 2006 Ford F-450 Pickup PWD-07

Project Number:
Amount Spent-to-Date:



Project Justification

Project Description & Scope: This vehicle is used for roadway and sidewalk installation, maintenance and repairs. This vehicle has 116,762 miles. Upon replacement, the vehicle will be fifteen years old with estimated mileage 123,000+. This vehicle has exceeded its life cycle. Replacing the vehicle would significantly reduce maintenance cost and down time.

Purpose: Best Practices

City Council Goal: High-performing city government organization.

Return on Investment (ROI) Considerations

Payback Period (ROI): Project will enhance the quality of life or quality of governmental services for our citizens.

Financial Information

Funding Sources

Funding Type	FY 2021-22	FY 2022-23	FY 2023-24	FY 2024-25	FY 2025-26
Impact Fees, Gas Tax, Ad Valorem	\$ -	\$ 75,000	\$ -	\$ -	\$ -
	-	-	-	-	-
Totals	\$ -	\$ 75,000	\$ -	\$ -	\$ -

Capital Project Expenditures/Expenses

Activity	FY 2021-22	FY 2022-23	FY 2023-24	FY 2024-25	FY 2025-26
Equipment Purchase	\$ -	\$ 75,000	\$ -	\$ -	\$ -
	-	-	-	-	-
Totals	\$ -	\$ 75,000	\$ -	\$ -	\$ -

Impact on Operational Expenditures/Expenses

Activity	FY 2021-22	FY 2022-23	FY 2023-24	FY 2024-25	FY 2025-26
Operating Expense-Staff Costs	\$ -	\$ (1,500)	\$ (1,500)	\$ (1,500)	\$ (1,500)
	-	-	-	-	-
Totals	\$ -	\$ (1,500)	\$ (1,500)	\$ (1,500)	\$ (1,500)

CITY OF PORT ST. LUCIE - PRICE INCREASE CAPITAL IMPROVEMENT PROJECT REQUEST FORM



PROJECT TYPE: NEW PROJECT PROJECT CHANGE/UPDATE

Department/Division: Public Works
Contact Person: Richard Perkins
Phone #/Extension: X4263
Fund Number: 304-4125

Project Title: Replace PWS-2930 2015 Tymco Street Sweeper

Project Number:
Amount Spent-to-date:



Project Justification

Project Description & Scope: This piece of equipment is used to sweep curbs, gutters and roadway throughout the city. The Street Sweeper currently has 42,461 miles. Life time expense for this unit \$76,399. Upon replacement, the sweeper will be eleven years old with 75,000+ miles. The mechanical parts of the sweeper are deteriorating and will reach the end of its useful life to the vehicle mileage indication. This vehicle has exceeded its life cycle. Replacing the vehicle would significantly reduce maintenance cost and down time. The replacement cost for this vehicle plus the 6% cost increase will be \$332,952.00. The cost savings for purchasing this vehicle over 5 years would be approximately \$7,500.00.

Purpose: Best Practices

City Council Goal: High-performing city government organization.

Return on Investment (ROI) Considerations

Payback Period (ROI): Project will enhance the quality of life or quality of governmental services for our citizens.

Financial Information

Funding Sources

Funding Type	FY 2021-22	FY 2022-23	FY 2023-24	FY 2024-25	FY 2025-26
Impact Fees, Gas Tax, Ad Valorem	\$ -	\$ -	\$ -	\$ -	\$ 400,000
	-	-	-	-	-
Totals	\$ -	\$ -	\$ -	\$ -	\$ 400,000

Capital Project Expenditures/Expenses

Activity	FY 2021-22	FY 2022-23	FY 2023-24	FY 2024-25	FY 2025-26
Equipment Purchase	\$ -	\$ -	\$ -	\$ -	\$ 400,000
	-	-	-	-	-
Totals	\$ -	\$ -	\$ -	\$ -	\$ 400,000

on Operational Expenditures/Expenses

Activity	FY 2021-22	FY 2022-23	FY 2023-24	FY 2024-25	FY 2025-26
Operating Expense-Staff Costs	\$ -	\$ -	\$ -	\$ -	\$ (1,500)
	-	-	-	-	-
Totals	\$ -	\$ -	\$ -	\$ -	\$ (1,500)

CITY OF PORT ST. LUCIE CAPITAL IMPROVEMENT PROJECT REQUEST FORM



PROJECT TYPE: NEW PROJECT PROJECT CHANGE/UPDATE

Department/Division: Public Works
Contact Person: Richard Perkins
Phone #/Extension: X4263
Fund Number: 304-4125

Project Title: Replace 4160 2016 Pothole Patch Truck
Project Number:
Amount Spent-to-date:



Project Justification

Project Description & Scope: This piece of equipment is used to repair roadways and pot holes throughout the city. The Asphalt Patcher truck currently has 28,420 miles. Life time expense for this unit is \$8,115. and 4,522 hours of down time. Upon replacement, the Asphalt truck will be eight years old with 65,000+ miles. The mechanical parts of the asphalt patch truck are deteriorating and will reach the end of its useful life prior to the vehicle mileage indication. This vehicle has exceeded its life cycle. Replacing the vehicle would significantly reduce maintenance cost and down time.. The replacement cost for this vehicle plus the 6% cost increase will be \$283,968. The cost savings for purchasing this vehicle over 5 years would be approximately \$7,500.

Purpose: Best Practices
City Council Goal: High-quality infrastructure and facilities.

Return on Investment (ROI) Considerations

Payback Period (ROI): Project will enhance the quality of life or quality of governmental services for our citizens.

Financial Information

Funding Sources					
Funding Type	FY 2021-22	FY 2022-23	FY 2023-24	FY 2024-25	FY 2025-26
Impact Fees, Gas Tax, Ad Valorem	\$ -	\$ -	\$ -	\$ -	\$ 400,000
	-	-	-	-	-
Totals	\$ -	\$ -	\$ -	\$ -	\$ 400,000

Capital Project Expenditures/Expenses					
Activity	FY 2021-22	FY 2022-23	FY 2023-24	FY 2024-25	FY 2025-26
Equipment Purchase	\$ -	\$ -	\$ -	\$ -	\$ 400,000
	-	-	-	-	-
Totals	\$ -	\$ -	\$ -	\$ -	\$ 400,000

on Operational Expenditures/Expenses					
Activity	FY 2021-22	FY 2022-23	FY 2023-24	FY 2024-25	FY 2025-26
Operating Expense-Staff Costs	\$ -	\$ -	\$ -	\$ -	\$ (1,500)
	-	-	-	-	-
Totals	\$ -	\$ -	\$ -	\$ -	\$ (1,500)

Page Intentionally Left Blank



"A City for All Ages"



CITY OF PORT ST. LUCIE
PARKS IMPACT FEE CAPITAL IMPROVEMENT BUDGET - #305
TEN YEAR PROJECTIONS
FY 2021-22 PROPOSED BUDGET

	2021-2022	2022-2023	2023-2024	2024-2025	2025-2026	2026-2027	2027-2028	2028-2029	2029-2030	2030-2031
	-----	-----	-----	-----	-----	-----	-----	-----	-----	-----
REVENUES										
Parks Impact Fee	\$ 3,131,000	\$ 3,177,965	\$ 3,225,634	\$ 3,225,634	\$ 3,257,891	\$ 3,290,470	\$ 3,323,374	\$ 3,356,608	\$ 3,390,174	\$ 3,356,608
Budgeted Cash Carryforward	2,305,701	3,448,012	5,470,755	6,685,888	0	2,071,814	5,620,224	7,756,923	26,547	2,229,423
TBD	-	-	-	-	1,300,000	-	-	-	-	-
Bond Proceeds	20,000,000									
Fund Transfer from the 307 MSTU Fund	-	-	-	-	-	2,444,314	-	-	-	-
Interest Income	25,000	30,000	50,000	-	-	-	-	-	-	-
Total Revenues	\$ 25,461,701	\$ 6,655,977	\$ 8,746,389	\$ 9,911,522	\$ 4,557,891	\$ 7,806,598	\$ 8,943,598	\$ 11,113,531	\$ 3,416,721	\$ 5,586,031

EXPENDITURES

PARKS DEPARTMENT - #305-7210 & 7202

Adventure Park (20-21) NEW to Plan	\$ 2,000,000	\$ -	\$ -	\$ -	\$ -	\$ -	\$ -	\$ -	\$ -	\$ -
Torino Regional Park	10,000,000	-	875,000	8,725,736	-	-	-	-	-	-
Land Acquisition	-	-	-	-	1,300,000	1,000,000	-	-	-	-
Tradition Regional Park - Phase II	10,000,000	-	-	-	-	-	-	9,900,000	-	-
	\$ 22,000,000	\$ -	\$ 875,000	\$ 8,725,736	\$ 1,300,000	\$ 1,000,000	\$ -	\$ 9,900,000	\$ -	\$ -

PARKS IMPACT FEE CIP FUND TOTALS	\$ 22,000,000	\$ -	\$ 875,000	\$ 8,725,736	\$ 1,300,000	\$ 1,000,000	\$ -	\$ 9,900,000	\$ -	\$ -
-----------------------------------------	----------------------	-------------	-------------------	---------------------	---------------------	---------------------	-------------	---------------------	-------------	-------------

Interfund Transfer to the General Operating Fund #001

Note 1: Debt Service (Torino and Tradition Parks)

Designated CIP Reserve

	\$ 13,689	\$ 13,962	\$ 14,242	\$ 14,527	\$ 14,817	\$ 15,113	\$ 15,416	\$ 15,724	\$ 16,038	\$ 16,359
	-	1,171,259	1,171,259	1,171,259	1,171,259	1,171,259	1,171,259	1,171,259	1,171,259	1,171,259
	3,448,012	5,470,755	6,685,888	-	2,071,814	5,620,224	7,756,923	26,547	2,229,423	4,398,412

Parks Impact Fee CIP Total	\$ 25,461,701	\$ 6,655,976	\$ 8,746,389	\$ 9,911,522	\$ 4,557,890	\$ 7,806,596	\$ 8,943,598	\$ 11,113,530	\$ 3,416,720	\$ 5,586,030
-----------------------------------	----------------------	---------------------	---------------------	---------------------	---------------------	---------------------	---------------------	----------------------	---------------------	---------------------

SURPLUS/<DEFICIT>

	\$ -	\$ -	\$ -	\$ -	\$ -	\$ -	\$ -	\$ -	\$ -	\$ -
--	------	------	------	------	------	------	------	------	------	------

Note 1: Debt Services payment is based on borrowing \$20M over a 30 year period at 4%, which includes soft costs (this is a preliminary estimate and will be increased or reduced based on bond market).

*Parks Impact estimates have decreased due to developer credits for Paseo Park.



"A City for All Ages"

Page Intentionally Left Blank

CITY OF PORT ST. LUCIE - NO CHANGE

CAPITAL IMPROVEMENT PROJECT REQUEST FORM



PROJECT TYPE: NEW PROJECT PROJECT CHANGE/UPDATE

Department/Division: Parks & Recreation
Contact Person: Kelly Boatwright
Phone #/Extension: X5099
Fund Number: 305-7210

Project Title: Adventure Park
Project Number:
Amount Spent-to-date:



Relationship to Community Vision and City Council Goals

Project Description & Scope: To meet the public's request for a park that provides skate facilities, off-road cycling and other adventure sports . The parcel of land is currently 38.93. There is a potential turnpike interchange impact that may reduce the developed area into two parcels of 25 and 10 acres.

Purpose: Policy Directives

City Council Goal: Culture, nature and fun activities.

Return on Investment (ROI) Considerations

Payback Period (ROI): Project will enhance the quality of life or quality of governmental services for our citizens.

Financial Information

Funding Sources					
Funding Type	FY 2021-22	FY 2022-23	FY 2023-24	FY 2024-25	FY 2025-26
Parks Impact Fees	\$ 2,000,000	\$ -	\$ -	\$ -	\$ -
Reserves	-	-	-	-	-
	-	-	-	-	-
Totals	\$ 2,000,000	\$ -	\$ -	\$ -	\$ -

Capital Project Expenditures/Expenses					
Activity	FY 2021-22	FY 2022-23	FY 2023-24	FY 2024-25	FY 2025-26
Design/ Construction	\$ 2,000,000	\$ -	\$ -	\$ -	\$ -
	-	-	-	-	-
Totals	\$ 2,000,000	\$ -	\$ -	\$ -	\$ -

Impact on Operational Expenditures/Expenses					
Activity	FY 2021-22	FY 2022-23	FY 2023-24	FY 2024-25	FY 2025-26
Operating Expense-Staff Costs	\$ 104,500	\$ 109,203	\$ 109,203	\$ 109,203	\$ 109,203
	-	-	-	-	-
Totals	\$ 104,500	\$ 109,203	\$ 109,203	\$ 109,203	\$ 109,203

CITY OF PORT ST. LUCIE - **NEW PROJECT**

CAPITAL IMPROVEMENT PROJECT REQUEST FORM



PROJECT TYPE:

 NEW PROJECT

 PROJECT CHANGE/UPDATE

Department/Division: Parks & Recreation
Contact Person: Kelly Boatwright
Phone #/Extension: X5099
Fund Number: 305-7210
Project Type:

Project Title: Torino Regional Park
Project Number:
Amount Spent-to-date:



Project Justification

Project Description & Scope: FY 2021-2022 - Design a park, in alignment with the approved Parks & Recreation 10-Year Master Plan. FY 2021/2022 - Construct Phase 1 amenities which will be determined in the design process. FY 2023/2024 Design Phase II amenities and FY 2024/2025 Construct Phase II amenities.

Purpose: Policy Directives

City Council Goal: Culture, nature and fun activities.

Return on Investment (ROI) Considerations

Payback Period (ROI): Project will enhance the quality of life or quality of governmental services for our citizens.

Financial Information

Funding Sources

Funding Type	FY 2021-22	FY 2022-23	FY 2023-24	FY 2024-25	FY 2025-26
Bond	\$ 10,000,000	\$ -	\$ -	\$ -	\$ -
Parks Impact Fees	-	-	875,000	3,325,736	-
Reserves - Impact Fees	-	-	-	5,400,000	-
Totals	\$ 10,000,000	\$ -	\$ 875,000	\$ 8,725,736	\$ -

Capital Project Expenditures/Expenses

Activity	FY 2021-22	FY 2022-23	FY 2023-24	FY 2024-25	FY 2025-26
Phase I Design/Construction	\$ 10,000,000	\$ -	\$ -	\$ -	\$ -
Phase II Design	-	-	875,000	-	-
Phase II Construction	-	-	-	8,725,736	-
Totals	\$ 10,000,000	\$ -	\$ 875,000	\$ 8,725,736	\$ -

Impact on Operational Expenditures/Expenses

Activity	FY 2021-22	FY 2022-23	FY 2023-24	FY 2024-25	FY 2025-26
Maintenance FTE's 17.075 W/Benefits	\$ -	\$ -	\$ 1,041,895	\$ 1,041,895	\$ 1,905,793
Facility Operating Costs	-	-	390,450	390,450	785,580
Capital Equipment Cost	-	-	815,000	-	123,800
Totals	\$ -	\$ -	\$ 2,247,345	\$ 1,432,345	\$ 2,815,173

Notes: Impact on operational expenditures/expenses have been calculated for the Maintenance Operations/Capital purchases needed to independently operate this facility as a stand alone from other Park. Included starting FY 2025-2026 is also the cost to operate a new Community Center when constructed to include FTE's needed and operational cost and capital purchases of equipment. Fitness and Events staffing or operational costs are not included.

CITY OF PORT ST. LUCIE - **NEW PROJECT**

CAPITAL IMPROVEMENT PROJECT REQUEST FORM

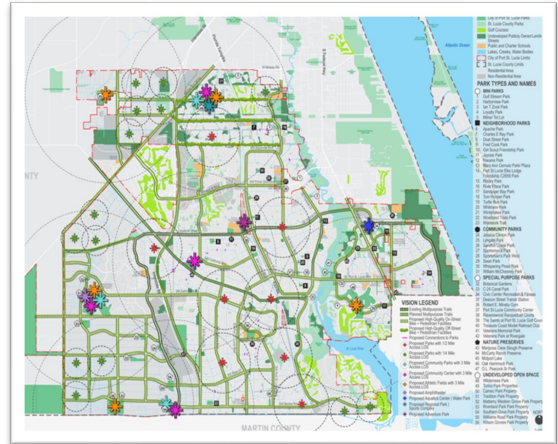


PROJECT TYPE:

NEW PROJECT PROJECT CHANGE/UPDATE

Department/Division: Parks & Recreation
Contact Person: Brad Keen
Phone #/Extension: X4005
Fund Number: 305-7210
Project Type:

Project Title: Land Acquisition
Project Number:
Amount Spent-to-date:



Project Justification

Project Description & Scope: In alignment with the Parks & Recreation 10-Year Master Plan and as part of the High Performance Public Spaces Initiative, adopted by City Council January 19, 2021, P&R will collaborate with the City's Utility Systems Department and other departments to acquire land for park sites that will also incorporate beautification, stormwater treatment and water quality improvement projects.

Purpose: Policy Directives

City Council Goal: Culture, nature and fun activities.

Return on Investment (ROI) Considerations

Payback Period (ROI): Project will enhance the quality of life or quality of governmental services for our citizens.

Financial Information

Funding Sources

Funding Type	FY 2021-22	FY 2022-23	FY 2023-24	FY 2024-25	FY 2025-26
	\$ -	\$ -	\$ -	\$ -	\$ 1,300,000
	-	-	-	-	-
	-	-	-	-	-
Totals	\$ -	\$ -	\$ -	\$ -	\$ 1,300,000

Capital Project Expenditures/Expenses

Activity	FY 2021-22	FY 2022-23	FY 2023-24	FY 2024-25	FY 2025-26
	\$ -	\$ -	\$ -	\$ -	\$ 1,300,000
	-	-	-	-	-
	-	-	-	-	-
Totals	\$ -	\$ -	\$ -	\$ -	\$ 1,300,000

Impact on Operational Expenditures/Expenses

Activity	FY 2021-22	FY 2022-23	FY 2023-24	FY 2024-25	FY 2025-26
Operating Expense-Staff Costs	\$ -	\$ -	\$ -	\$ -	\$ -
	-	-	-	-	-
Totals	\$ -	\$ -	\$ -	\$ -	\$ -

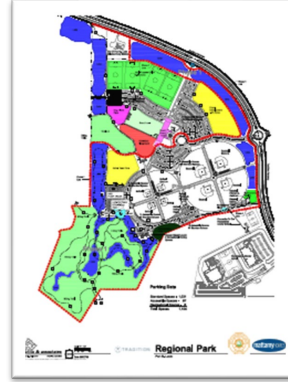
CITY OF PORT ST. LUCIE - **NEW PROJECT**

CAPITAL IMPROVEMENT PROJECT REQUEST FORM



PROJECT TYPE: NEW PROJECT PROJECT CHANGE/UPDATE

Department/Division: Parks & Recreation
Contact Person: Kelly Boatwright
Phone #/Extension: X5099
Fund Number: 305-7210
Project Type:



Project Title: Tradition Regional Park - Phase II
Project Number:
Amount Spent-to-date:

Project Justification

Project Description & Scope: Mattamy Homes is currently working with the City to design and construct Phase I of Tradition Regional Park. FY 2021-2022 - Design and Construction for Phase II of the park will begin, consistent with the approved Parks & Recreation 10-Year Master Plan. FY 2026/2027 - Construct the Phase III amenities to be determined in the design process.

Purpose: Policy Directives

City Council Goal: Culture, nature and fun activities.

Return on Investment (ROI) Considerations

Payback Period (ROI): Project will enhance the quality of life or quality of governmental services for our citizens.

Financial Information

Funding Sources

Funding Type	FY 2021-22	FY 2022-23	FY 2023-24	FY 2024-25	FY 2025-26
Bond	\$ 10,000,000	\$ -	\$ -	\$ -	\$ -
Parks Impact Fees	-	-	-	-	-
Interfund Transfer from Parks MSTU	-	-	-	-	-
Reserves - Impact Fees	-	-	-	-	-
TBD	-	-	-	-	-
Totals	\$ 10,000,000	\$ -	\$ -	\$ -	\$ -

Capital Project Expenditures/Expenses

Activity	FY 2021-22	FY 2022-23	FY 2023-24	FY 2024-25	FY 2025-26
Phase II Design/Construction	\$ 10,000,000	\$ -	\$ -	\$ -	\$ -
Phase III Design	-	-	-	-	-
Phase III Construction (FY26-27)	-	-	-	-	-
Totals	\$ 10,000,000	\$ -	\$ -	\$ -	\$ -

Impact on Operational Expenditures/Expenses

Activity	FY 2021-22	FY 2022-23	FY 2023-24	FY 2024-25	FY 2025-26
Maintenance FTE's 17.075 W/Benefits	\$ -	\$ -	\$ 1,041,895	\$ 1,905,793	\$ 1,905,793
Facility Operating Costs	-	-	390,450	785,580	785,580
Capital Equipment Cost	-	-	815,000	-	123,800
Totals	\$ -	\$ -	\$ 2,247,345	\$ 2,691,373	\$ 2,815,173

Notes: Impact on operational expenditures/expenses have been calculated for the Maintenance Operations/Capital purchases needed to independently operate this facility as a stand alone from other Park. Included starting FY2024-2025 is also the cost to operate a new Community Center when constructed to include FTE's needed and operational cost and capital purchases of equipment. Fitness and Events staffing or operational costs are not included.



**CITY OF PORT ST. LUCIE
PARKS MSTU CAPITAL IMPROVEMENT BUDGET - #307
TEN YEAR PROJECTIONS
FY 2021-22 PROPOSED BUDGET**

0.2313 Millage

	2021-2022	2022-2023	2023-2024	2024-2025	2025-2026	2026-2027	2027-2028	2028-2029	2029-2030	2030-2031
	-----	-----	-----	-----	-----	-----	-----	-----	-----	-----
REVENUES			Sunsets							
Distribution of Ad Valorem Taxes from County Reserves (unaudited)	\$ 2,704,104	\$ 2,785,227	\$ -	\$ -	\$ -	\$ -	\$ -	\$ -	\$ -	\$ -
Interest Income	15,000	11,500	10,000	7,500	7,500	7,500	-	-	-	-
Total Revenues	\$ 4,838,381	\$ 5,835,108	\$ 5,463,382	\$ 4,595,882	\$ 3,728,382	\$ 3,735,881	\$ -	\$ -	\$ -	\$ -
EXPENDITURES										
PARKS DEPARTMENT - #307-7210										
Purchase of MidFlorida Event Center and Village Square	\$ 1,800,000	\$ 381,726	\$ -	\$ -	\$ -	\$ -	\$ -	\$ -	\$ -	\$ -
First Responder's Neighborhood Park	-	-	875,000	875,000	-	-	-	-	-	-
Total Expenditures	\$ 1,800,000	\$ 381,726	\$ 875,000	\$ 875,000	\$ -	\$ -	\$ -	\$ -	\$ -	\$ -
TRANSFER TO PARKS IMPACT FEE #305 DESIGNATED CIP RESERVE	-	-	-	-	-	2,444,314	-	-	-	-
SURPLUS/<DEFICIT>	\$ -	\$ -	\$ -	\$ -	\$ -	\$ -	\$ -	\$ -	\$ -	\$ -



"A City for All Ages"

Page Intentionally Left Blank

CITY OF PORT ST. LUCIE - **CHANGE IN LOCATION & FUNDING** CAPITAL IMPROVEMENT PROJECT REQUEST FORM



PROJECT TYPE: NEW PROJECT PROJECT CHANGE/UPDATE

Department/Division: Parks & Recreation
Contact Person: Kelly Boatwright
Phone #/Extension: X5099
Fund Number:

Project Title: First Responder's Neighborhood Park Construction
Project Number: NA
Amount Spent-to-date:



Project Justification

Project Description & Scope: To provide a neighborhood park and open space for area residents, tentatively designated for The Port North along Veteran's Highway area, pending The Port Master Plan design.

Purpose: Policy Directives

Council Goals: Culture, nature and fun activities.

Return on Investment (ROI) Considerations

Payback Period (ROI): Project will enhance the quality of life or quality of governmental services for our citizens.

Financial Information

Funding Sources

Funding Type	FY 2021-22	FY 2022-23	FY 2023-24	FY 2024-25	FY 2025-26
MTSU Revenue	\$ -	\$ -	\$ 875,000	\$ 875,000	\$ -
	-	-	-	-	-
	-	-	-	-	-
Totals	\$ -	\$ -	\$ 875,000	\$ 875,000	\$ -

Capital Project Expenditures/Expenses

Activity	FY 2021-22	FY 2022-23	FY 2023-24	FY 2024-25	FY 2025-26
Design	\$ -	\$ -	\$ 210,000	\$ -	\$ -
Construction	-	-	665,000	875,000	-
	-	-	-	-	-
Totals	\$ -	\$ -	\$ 875,000	\$ 875,000	\$ -

Impact on Operational Expenditures/Expenses

Activity	FY 2021-22	FY 2022-23	FY 2023-24	FY 2024-25	FY 2025-26
001-7210 Operations	\$ -	\$ -	\$ -	\$ 166,153	\$ 166,153
001-7210 Staff 2 FT	-	-	-	120,000	120,000
Totals	\$ -	\$ -	\$ -	\$ 286,153	\$ 286,153

Page Intentionally Left Blank



"A City for All Ages"



**CITY OF PORT ST. LUCIE
 HALF CENT SALES TAX PROJECTS BUDGET - #310
 TEN YEAR PROJECTIONS
 FY 2021-22 PROPOSED BUDGET**

	2021-2022	2022-2023	2023-2024	2024-2025	2025-2026	2026-2027	2027-2028	2028-2029	2029-2030	2030-31
REVENUES										
Half Cent Sales Tax Revenue	\$ 8,388,490	\$ 8,556,260	\$ 8,727,385	\$ 8,901,933	\$ 9,079,971	\$ 9,261,571	\$ 9,446,802	\$ 9,635,738	\$ -	\$ -
Internal Borrowing	4,000,000	4,000,000	2,500,000	-	-	-	-	-	-	-
Use of Reserves	255,242	413,992	1,018,719	1,072,726	3,094,380	182,113	(4,220,571)	(1,580,102)	5,097,164	-
Interest	30,000	30,000	30,000	30,000	30,000	30,000	30,000	30,000	-	-
Miscellaneous Revenues	-	-	-	-	-	-	-	-	-	-
Total Revenues	\$ 12,673,732	\$ 13,000,252	\$ 12,276,104	\$ 10,004,659	\$ 12,204,351	\$ 9,473,684	\$ 5,256,231	\$ 8,085,637	\$ 5,097,164	\$ -

EXPENDITURE

OPERATIONS/ADMINISTRATION - PUBLIC WORKS - #310-4105

Paving Program	\$ 1,600,000	\$ 2,000,000	\$ 2,400,000	\$ 2,400,000	\$ 2,600,000	\$ 6,050,000	\$ 4,600,000	\$ 2,050,000	\$ -	\$ -
Sidewalk Improvements	1,100,000	1,100,000	1,100,000	1,100,000	1,100,000	1,100,000	960,000	-	-	-
Floresta	8,000,000	8,000,000	6,000,000	-	-	-	-	-	-	-
Financial Project Manager Position (1 FTE)	59,740	61,532	63,378	65,280	67,238	69,255	71,333	73,473	-	-
US 1 Improvements	1,500,000	-	-	-	-	-	-	-	-	-
California Intersection	-	-	-	220,000	1,780,000	-	-	-	-	-
California Widening	-	-	-	1,100,000	4,450,000	4,450,000	-	-	-	-
Note 1: Traffic Signal Coordination	-	-	-	-	-	-	-	-	-	-
Sub-Totals	\$ 12,259,740	\$ 11,161,532	\$ 9,563,378	\$ 4,885,280	\$ 9,997,238	\$ 11,669,255	\$ 5,631,333	\$ 2,123,473	\$ -	\$ -

HALF CENT SALES TAX CIP FUND TOTALS *****

	\$ 12,259,740	\$ 11,161,532	\$ 9,563,378	\$ 4,885,280	\$ 9,997,238	\$ 11,669,255	\$ 5,631,333	\$ 2,123,473	\$ -	\$ -
--	---------------	---------------	--------------	--------------	--------------	---------------	--------------	--------------	------	------

*Unused Half Cent Sales Tax fund balance after the fund expires in FY2029 will be utilized on other projects.

Reserves

Reserves	\$ 413,992	\$ 1,018,719	\$ 1,072,726	\$ 3,094,380	\$ 182,113	\$ -	\$ -	\$ -	\$ -	\$ -
Payment of Internal Borrowing	-	820,000	1,640,000	2,025,000	2,025,000	2,025,000	1,205,000	865,000	-	-
Sub-Totals	\$ 413,992	\$ 1,838,719	\$ 2,712,726	\$ 5,119,380	\$ 2,207,113	\$ 2,025,000	\$ 1,205,000	\$ 865,000	\$ -	\$ -

SURPLUS/<DEFICIT>

	\$ -	\$ -	\$ -	\$ -	\$ -	(\$4,220,571)	(\$1,580,102)	\$5,097,164	\$ 5,097,164	\$ -
--	------	------	------	------	------	---------------	---------------	-------------	--------------	------

Note 1: Traffic Signal Coordination was moved to the #304 Fund, FY 2021-22.



"A City for All Ages"

Page Intentionally Left Blank

CITY OF PORT ST. LUCIE - CHANGE IN COST CAPITAL IMPROVEMENT PROJECT REQUEST FORM



PROJECT TYPE: NEW PROJECT PROJECT CHANGE/UPDATE

Department/Division: Public Works
Contact Person: Heath Stocton
Phone #/Extension: X4239
Fund Number: 310

Project Title: Paving Program
Project Number:
Amount Spent-to-date:



Project Justification

Project Description & Scope: Providing a safe, comfortable, and economical road surface is a high priority for the City of Port St. Lucie. Timely and effective maintenance can extend the pavement's life thus reducing costly replacement in the future. See the City's Repaving Master Plan.

Purpose: Best Practices

City Council Goal: High-quality infrastructure and facilities.

Return on Investment (ROI) Considerations

Payback Period (ROI): Project will enhance the quality of life or quality of governmental services for our citizens.

Financial Information

Funding Sources

Funding Type	FY 2021-22	FY 2022-23	FY 2023-24	FY 2024-25	FY 2025-26
1/2 Cent Sales Tax	\$ 1,600,000	\$ 2,000,000	\$ 2,400,000	\$ 2,400,000	\$ 2,600,000
	-	-	-	-	-
	-	-	-	-	-
Totals	\$ 1,600,000	\$ 2,000,000	\$ 2,400,000	\$ 2,400,000	\$ 2,600,000

Capital Project Expenditures/Expenses

Activity	FY 2021-22	FY 2022-23	FY 2023-24	FY 2024-25	FY 2025-26
Construction	\$ 1,600,000	\$ 2,000,000	\$ 2,400,000	\$ 2,400,000	\$ 2,600,000
	-	-	-	-	-
	-	-	-	-	-
Totals	\$ 1,600,000	\$ 2,000,000	\$ 2,400,000	\$ 2,400,000	\$ 2,600,000

Impact on Operational Expenditures/Expenses

Activity	FY 2021-22	FY 2022-23	FY 2023-24	FY 2024-25	FY 2025-26
Operating Expense - Staff Cost	\$ 20,000	\$ 20,000	\$ 20,000	\$ 20,000	\$ 20,000
	-	-	-	-	-
Totals	\$ 20,000	\$ 20,000	\$ 20,000	\$ 20,000	\$ 20,000

CITY OF PORT ST. LUCIE CAPITAL IMPROVEMENT PROJECT REQUEST FORM



PROJECT TYPE: NEW PROJECT PROJECT CHANGE/UPDATE

Department/Division: Public Works
Contact Person: Frank Knott
Phone #/Extension: X4290
Fund Number: 310

Project Title: Sidewalk Improvements
Project Number:
Amount Spent-to-date:



Project Justification

Project Description & Scope: In 2017, the City Council approved the City’s Ten-Year Sidewalk Master Plan. Over the next ten years, the City anticipates the completion of only 17 miles or 47% of the sidewalks listed in the Plan as allowed by the proposed budget. Additional funding provided by the sales tax would allow the construction of 35 miles or 100% of the sidewalks listed in the Plan over the next ten years.

Purpose: Best Practices

City Council Goal: High-quality infrastructure and facilities.

Return on Investment (ROI) Considerations

Payback Period (ROI): Project will enhance the quality of life or quality of governmental services for our citizens.

Financial Information

Funding Sources

Funding Type	FY 2021-22	FY 2022-23	FY 2023-24	FY 2024-25	FY 2025-26
1/2 Cent Sales Tax	\$ 1,100,000	\$ 1,100,000	\$ 1,100,000	\$ 1,100,000	\$ 1,100,000
	-	-	-	-	-
	-	-	-	-	-
Totals	\$ 1,100,000	\$ 1,100,000	\$ 1,100,000	\$ 1,100,000	\$ 1,100,000

Capital Project Expenditures/Expenses

Activity	FY 2021-22	FY 2022-23	FY 2023-24	FY 2024-25	FY 2025-26
Construction	\$ 1,100,000	\$ 1,100,000	\$ 1,100,000	\$ 1,100,000	\$ 1,100,000
	-	-	-	-	-
	-	-	-	-	-
Totals	\$ 1,100,000	\$ 1,100,000	\$ 1,100,000	\$ 1,100,000	\$ 1,100,000

Impact on Operational Expenditures/Expenses

Activity	FY 2021-22	FY 2022-23	FY 2023-24	FY 2024-25	FY 2025-26
Operating Expense - Staff Cost	\$ 25,000	\$ 25,000	\$ 25,000	\$ 25,000	\$ 25,000
	-	-	-	-	-
Totals	\$ 25,000	\$ 25,000	\$ 25,000	\$ 25,000	\$ 25,000

CITY OF PORT ST. LUCIE CAPITAL IMPROVEMENT PROJECT REQUEST FORM



PROJECT TYPE: NEW PROJECT PROJECT CHANGE/UPDATE

Department/Division: Public Works
Contact Person: Heath Stocton
Phone #/Extension: X4239
Fund Number: 310

Project Title: Floresta
Project Number:
Amount Spent-to-date: Ph1 \$415,032



Project Justification

Project Description & Scope: The proposed roadway configuration is 4.1 miles of two lane roadway improvements (Southbend to Prima Vista Blvd) including four signalized intersections and six roundabouts. The corridor will include enhanced sidewalks and bike lanes, street and pedestrian lighting and provide for street trees and landscaping where possible.

Purpose: Best Practices

City Council Goal: High-quality infrastructure and facilities.

Return on Investment (ROI) Considerations

Payback Period (ROI): Project will enhance the quality of life or quality of governmental services for our citizens.

Financial Information

Funding Sources

Funding Type	FY 2021-22	FY 2022-23	FY 2023-24	FY 2024-25	FY 2025-26
1/2 Cent Sales Tax	\$ 8,000,000	\$ 8,000,000	\$ 6,000,000	\$ -	\$ -
Internal Borrowing	-	-	-	-	-
Totals	\$ 8,000,000	\$ 8,000,000	\$ 6,000,000	\$ -	\$ -

Capital Project Expenditures/Expenses

Activity	FY 2021-22	FY 2022-23	FY 2023-24	FY 2024-25	FY 2025-26
CEI Ph 2	\$ -	\$ -	\$ -	\$ -	\$ -
CEI PH 3	-	-	-	-	-
Construction Ph 2	4,000,000	4,000,000	3,000,000	-	-
Construction Ph 3	4,000,000	4,000,000	3,000,000	-	-
Totals	\$ 8,000,000	\$ 8,000,000	\$ 6,000,000	\$ -	\$ -

Impact on Operational Expenditures/Expenses

Activity	FY 2021-22	FY 2022-23	FY 2023-24	FY 2024-25	FY 2025-26
Operating Expense - Staff Costs	\$ 50,000	\$ 100,000	\$ 100,000	\$ 100,000	\$ 100,000
Totals	\$ 50,000	\$ 100,000	\$ 100,000	\$ 100,000	\$ 100,000

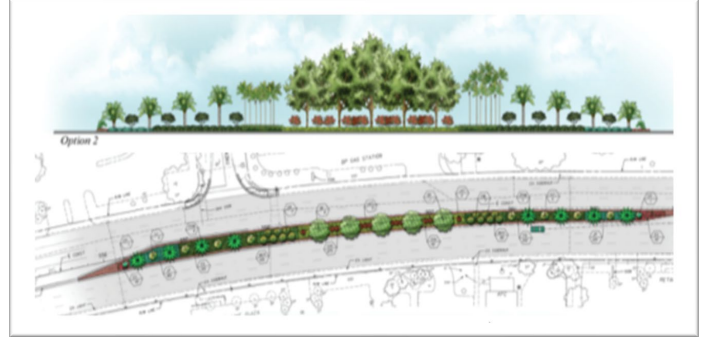
CITY OF PORT ST. LUCIE CAPITAL IMPROVEMENT PROJECT REQUEST FORM



PROJECT TYPE: NEW PROJECT PROJECT CHANGE/UPDATE

Department/Division: Public Works
Contact Person: John Dunton
Phone #/Extension: X4035
Fund Number: 310

Project Title: US 1 Improvements
Project Number:
Amount Spent-to-date



Project Justification

Project Description & Scope: The current state of the landscaping and beautification of this multi-lane corridor is less than desirable and does not meet the City’s current standards. Completion of landscape and irrigation improvements along U.S. Highway 1 within the City limits, especially with the completion of Crosstown and the new roadway repaving, would provide for much needed beautification and enhancement of the City’s gateways and Commercial District, and could help spark economic development in the community.

Purpose: Best Practices

City Council Goal: High-quality infrastructure and facilities.

Return on Investment (ROI) Considerations

Payback Period (ROI): Project will enhance the quality of life or quality of governmental services for our citizens.

Financial Information

Funding Sources

Funding Type	FY 2021-22	FY 2022-23	FY 2023-24	FY 2024-25	FY 2025-26
1/2 Cent Sales Tax	\$ 1,500,000	\$ -	\$ -	\$ -	\$ -
	-	-	-	-	-
	-	-	-	-	-
Totals	\$ 1,500,000	\$ -	\$ -	\$ -	\$ -

Capital Project Expenditures/Expenses

Activity	FY 2021-22	FY 2022-23	FY 2023-24	FY 2024-25	FY 2025-26
Construction	\$ 1,500,000	\$ -	\$ -	\$ -	\$ -
	-	-	-	-	-
Totals	\$ 1,500,000	\$ -	\$ -	\$ -	\$ -

Impact on Operational Expenditures/Expenses

Activity	FY 2021-22	FY 2022-23	FY 2023-24	FY 2024-25	FY 2025-26
Operating Expense - Staff Costs	\$ 15,000	\$ 15,000	\$ 15,000	\$ 15,000	\$ 15,000
	-	-	-	-	-
Totals	\$ 15,000	\$ 15,000	\$ 15,000	\$ 15,000	\$ 15,000

CITY OF PORT ST. LUCIE - **NEW PROJECT** CAPITAL IMPROVEMENT PROJECT REQUEST FORM

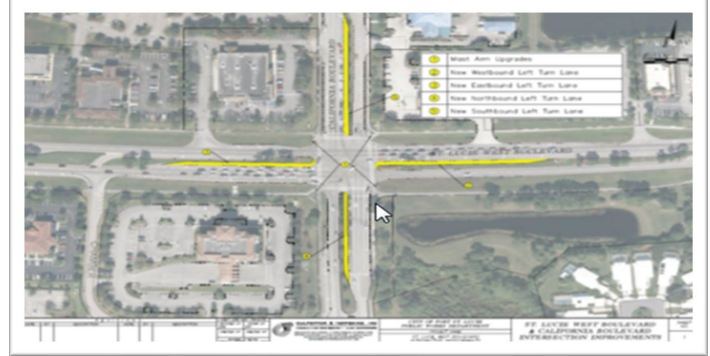


PROJECT TYPE: NEW PROJECT PROJECT CHANGE/UPDATE

Department/Division: Public Works
Contact Person: Heath Stocton
Phone #/Extension: X4239
Fund Number: 310

Project Title: California Intersection Improvements

Project Number:
Amount Spent-to-date:



Project Justification

Project Description & Scope: At St. Lucie West and California Boulevard, all four legs of the intersection are in need of an additional (dual) left turn lane. Funds will be utilized for completion of the intersection improvements.

Purpose: Best Practices

City Council Goal: High-quality infrastructure and facilities.

Return on Investment (ROI) Considerations

Payback Period (ROI): Project will enhance the quality of life or quality of governmental services for our citizens.

Financial Information

Funding Sources

Funding Type	FY 2021-22	FY 2022-23	FY 2023-24	FY 2024-25	FY 2025-26
1/2 Cent Sales Tax	\$ -	\$ -	\$ -	\$ 220,000	\$ 1,780,000
	-	-	-	-	-
	-	-	-	-	-
Totals	\$ -	\$ -	\$ -	\$ 220,000	\$ 1,780,000

Capital Project Expenditures/Expenses

Activity	FY 2021-22	FY 2022-23	FY 2023-24	FY 2024-25	FY 2025-26
Design	\$ -	\$ -	\$ -	\$ 220,000	\$ -
CEI	-	-	-	-	300,000
Construction	-	-	-	-	1,480,000
Totals	\$ -	\$ -	\$ -	\$ 220,000	\$ 1,780,000

Impact on Operational Expenditures/Expenses

Activity	FY 2021-22	FY 2022-23	FY 2023-24	FY 2024-25	FY 2025-26
Operating Expense - Staff Costs	\$ -	\$ -	\$ -	\$ 5,000	\$ 10,000
	-	-	-	-	-
Totals	\$ -	\$ -	\$ -	\$ 5,000	\$ 10,000

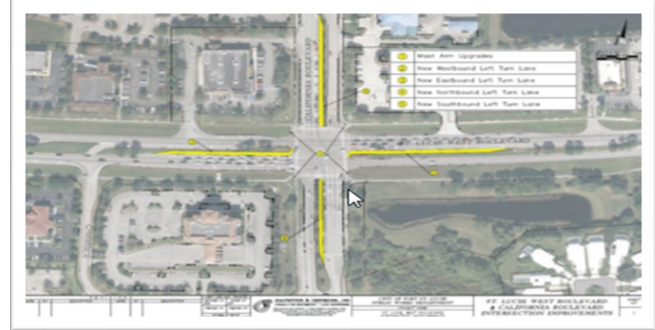
CITY OF PORT ST. LUCIE - **NEW PROJECT** CAPITAL IMPROVEMENT PROJECT REQUEST FORM



PROJECT TYPE: NEW PROJECT PROJECT CHANGE/UPDATE

Department/Division: Public Works
Contact Person: Heath Stocton
Phone #/Extension: X4239
Fund Number: 310

Project Title: California Widening
Project Number:
Amount Spent-to-date:



Project Justification

Project Description & Scope: California Boulevard south of St. Lucie West Boulevard, is also in need of widening from two to four lanes as the corridor is failing at peak hour travel times. To increase capacity, California Boulevard requires widening from St. Lucie West Boulevard to Crosstown Parkway.

Purpose: Best Practices

City Council Goal: High-quality infrastructure and facilities.

Return on Investment (ROI) Considerations

Payback Period (ROI): Project will enhance the quality of life or quality of governmental services for our citizens.

Financial Information

Funding Sources

Funding Type	FY 2021-22	FY 2022-23	FY 2023-24	FY 2024-25	FY 2025-26
1/2 Cent Sales Tax	\$ -	\$ -	\$ -	\$ 1,100,000	\$ 4,450,000
	-	-	-	-	-
	-	-	-	-	-
Totals	\$ -	\$ -	\$ -	\$ 1,100,000	\$ 4,450,000

Capital Project Expenditures/Expenses

Activity	FY 2021-22	FY 2022-23	FY 2023-24	FY 2024-25	FY 2025-26
Design	\$ -	\$ -	\$ -	\$ 1,100,000	\$ -
CEI	-	-	-	-	750,000
Construction	-	-	-	-	3,700,000
Totals	\$ -	\$ -	\$ -	\$ 1,100,000	\$ 4,450,000

Impact on Operational Expenditures/Expenses

Activity	FY 2021-22	FY 2022-23	FY 2023-24	FY 2024-25	FY 2025-26
Operating Expense - Staff Costs	\$ -	\$ -	\$ -	\$ 10,000	\$ 20,000
	-	-	-	-	-
Totals	\$ -	\$ -	\$ -	\$ 10,000	\$ 20,000



CITY OF PORT ST. LUCIE
STORMWATER UTILITY FUND - #401 - CAPITAL PROJECTS
TEN YEAR PROJECTION
FY 2021-22 PROPOSED BUDGET

2021-2022 2022-2023 2023-2024 2024-2025 2025-2026 2026-2027 2027-2028 2028-2029 2029-2030 2030-2031

EXPENDITURES:

DRAINAGE DIVISION - PUBLIC WORKS - #401-4126

Culvert Replacement - Failed culverts	\$ 1,540,000	\$ 1,140,000	\$ 1,085,000	\$ 1,950,000	\$ 2,000,000	\$ 2,000,000	\$ 2,000,000	\$ 2,000,000	\$ 2,000,000	\$ 2,000,000
Design & Grant Coordination of Water Quality Projects & Monitoring	250,000	250,000	250,000	250,000	250,000	250,000	250,000	250,000	250,000	250,000
E-3 Canal Improvements Phase III	-	-	-	-	2,416,700	-	-	-	-	-
D-11 Canal Improvements - Potential \$2,566,250 HMGP LMS Grant FY25/26	-	-	-	-	3,421,667	-	-	-	-	-
E-8 Downstream repair of B-15	-	-	-	-	2,070,000	-	-	-	-	-
A-24 Water Control Structures	525,000	-	-	-	-	-	-	-	-	-
A-14 Water Control Structures	-	-	700,000	-	-	-	-	-	-	-
SWW-1 Control Structure - \$336,780 DEP Grant Awarded	-	561,301	-	-	-	-	-	-	-	-
Property Acquisition for access to Water Control Structures	160,000	160,000	160,000	160,000	160,000	160,000	160,000	160,000	160,000	160,000
Water Quality Projects (Vet Mem Phases IV and V)	-	-	-	-	-	1,520,000	-	1,600,000	-	-
Veteran's Memorial Water Quality Phase III	-	-	-	-	1,100,000	-	-	-	-	-
Hog Pen Slough Water Quality	-	-	-	-	300,000	3,000,000	-	-	-	-
Elkcam Basin Improvements - \$5,755,768.90 HMGP LMS Grant Requested FY 26/27	-	-	-	-	767,436	7,674,359	-	-	-	-
A-2 Pond Water Quality	-	-	-	-	100,000	1,000,000	-	-	-	-
Kingsway/Oakridge Basin Improvements - \$5,531,074.70 HMGP LMS Grant Requested FY 26/27	-	-	-	-	737,477	7,374,766	-	-	-	-
Airoso Conflict Structure & Piping	-	-	-	-	114,600	1,146,000	-	-	-	-
C-24/Monterrey/Cameo Watershed Ponds (3)	-	-	-	-	400,000	420,000	940,000	2,640,000	-	-
C-24/Monterrey/Cameo Watershed Baffles Boxes (12) ¹	-	-	-	-	-	-	300,000	750,000	750,000	750,000
Central Watershed Pond (27) ²	-	-	-	-	-	-	2,059,000	4,118,000	4,118,000	-
Central Watershed Structures and Pipes ³	-	-	-	-	-	-	1,300,000	2,600,000	2,600,000	-
Public Works #3 Roof Replacement - New Project	75,000	-	-	-	-	-	-	-	-	-
Landsdowne Basin Improvements - \$803,675.20 HMGP LMS Grant Requested FY 26/27	-	-	-	-	107,157	1,071,567	-	-	-	-
Sub-Totals	\$ 2,550,000	\$ 2,111,301	\$ 2,195,000	\$ 2,360,000	\$ 13,945,036	\$ 25,616,692	\$ 7,009,000	\$ 14,118,000	\$ 9,878,000	\$ 3,160,000
Fund Transfer to Road & Bridge - Debt Payment Building Bond		\$ 380,000	\$ 380,000	\$ 380,000	\$ 380,000	\$ 380,000	\$ 380,000	\$ 380,000	\$ 380,000	\$ 380,000
Fund Transfer for Golf Course Drainage Project	300,000									
(Building Design in 1st Year, debt payment in 22-23)										
STORMWATER CAPITAL PROJECT TOTALS	\$ 2,850,000	\$ 2,791,301	\$ 2,575,000	\$ 2,740,000	\$ 14,325,036	\$ 25,996,692	\$ 7,389,000	\$ 14,498,000	\$ 10,258,000	\$ 3,540,000



"A City for All Ages"

Page Intentionally Left Blank

CITY OF PORT ST. LUCIE CAPITAL IMPROVEMENT PROJECT REQUEST FORM



PROJECT TYPE: NEW PROJECT PROJECT CHANGE/UPDATE

Department/Division: Public Works
Contact Person: Dan Giesey
Phone #/Extension: X4000
Fund Number: 401-4126

Project Title: Culvert Replacement -
Failed Culverts

Project Number:
Amount Spent-to-date: Ongoing



Project Justification

Justification: This project is for the replacement of aging/failing culverts that are generally under roadways and typically 24-inches or larger. A list of the priority projects, based upon remaining usable life and potential consequences if the pipe fails, is maintained by the Department and is available upon request. The length of pipe which can be replaced depends upon the size of pipe, the type of pipe, location, complexity of the replacement, maintenance of traffic requirements, and the features within the roadway that need to be replaced.

Purpose: Policy Directives

Council Goal: High-quality infrastructure and facilities.

Return on Investment (ROI) Considerations

Payback Period (ROI): Project will enhance the quality of life or quality of governmental services for our citizens.

Financial Information

Funding Sources

Funding Type	FY 2021-22	FY 2022-23	FY 2023-24	FY 2024-25	FY 2025-26
Stormwater Fees	\$ 1,540,000	\$ 1,140,000	\$ 1,085,000	\$ 1,950,000	\$ 2,000,000
	-	-	-	-	-
	-	-	-	-	-
Totals	\$ 1,540,000	\$ 1,140,000	\$ 1,085,000	\$ 1,950,000	\$ 2,000,000

Capital Project Expenditures/Expenses

Activity	FY 2021-22	FY 2022-23	FY 2023-24	FY 2024-25	FY 2025-26
Construction	\$ 1,540,000	\$ 1,140,000	\$ 1,085,000	\$ 1,950,000	\$ 2,000,000
	-	-	-	-	-
	-	-	-	-	-
Totals	\$ 1,540,000	\$ 1,140,000	\$ 1,085,000	\$ 1,950,000	\$ 2,000,000

Impact on Operational Expenditures/Expenses

Activity	FY 2021-22	FY 2022-23	FY 2023-24	FY 2024-25	FY 2025-26
Operating Expense-Staff Costs	\$ (15,400)	\$ (11,400)	\$ (10,850)	\$ (19,500)	\$ (20,000)
	-	-	-	-	-
Totals	\$ (15,400)	\$ (11,400)	\$ (10,850)	\$ (19,500)	\$ (20,000)

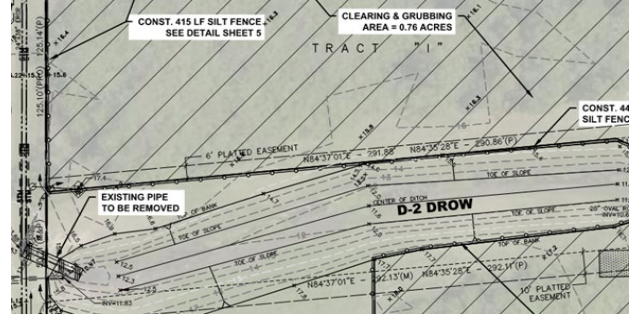
CITY OF PORT ST. LUCIE CAPITAL IMPROVEMENT PROJECT REQUEST FORM



PROJECT TYPE: NEW PROJECT PROJECT CHANGE/UPDATE

Department/Division: Public Works
Contact Person: Dale Majewski
Phone #/Extension: X4128
Fund Number: 401-4126

Project Title: Design & Grant Coordination of Water Quality Projects & Monitoring
Project Number:
Amount Spent-to-date:



Project Justification

Project Description & Scope: Project Design for various future Water Quality projects that are needed throughout the City. Many grants we can't pursue without having a completed design ready to be constructed. This will provide greater opportunity for grant funding in the future.

Purpose: Policy Directives

City Council Goal: High-quality infrastructure and facilities.

Return on Investment (ROI) Considerations

Payback Period (ROI): Project will enhance the quality of life or quality of governmental services for our citizens.

Financial Information

Funding Sources

Funding Type	FY 2021-22	FY 2022-23	FY 2023-24	FY 2024-25	FY 2025-26
Stormwater Fees	\$ 250,000	\$ 250,000	\$ 250,000	\$ 250,000	\$ 250,000
	-	-	-	-	-
Totals	\$ 250,000	\$ 250,000	\$ 250,000	\$ 250,000	\$ 250,000

Capital Project Expenditures/Expenses

Activity	FY 2021-22	FY 2022-23	FY 2023-24	FY 2024-25	FY 2025-26
Design	\$ 250,000	\$ 250,000	\$ 250,000	\$ 250,000	\$ 250,000
	-	-	-	-	-
Totals	\$ 250,000	\$ 250,000	\$ 250,000	\$ 250,000	\$ 250,000

Impact on Operational Expenditures/Expenses

Activity	FY 2021-22	FY 2022-23	FY 2023-24	FY 2024-25	FY 2025-26
Operating Expense-Staff Costs	\$ 7,500	\$ 7,500	\$ 7,500	\$ 7,500	\$ 7,500
	-	-	-	-	-
Totals	\$ 7,500	\$ 7,500	\$ 7,500	\$ 7,500	\$ 7,500

CITY OF PORT ST. LUCIE - **NEW PROJECT** CAPITAL IMPROVEMENT PROJECT REQUEST FORM



PROJECT TYPE: NEW PROJECT PROJECT CHANGE/UPDATE

Department/Division: Public Works
Contact Person: Dale Majewski
Phone #/Extension: X4128
Fund Number: 401-4126

Project Title: E-3 Canal Improvements Phase III - Potential Grant

Project Number:
Amount Spent-to-Date:



Project Justification

Project Description & Scope: Project seeks to stabilize the E-3 Canal to improve drainage, reduce the risk of flooding of properties, reduce further loss of private property, and protect lives. This project will replace the existing open waterway canal system with a dual culvert system. This project could be moved up through a budget amendment or CIP planning process if a grant is awarded.

Purpose: Best Practices

City Council Goal: High-quality infrastructure and facilities.

Return on Investment (ROI) Considerations

Payback Period (ROI): Project will enhance the quality of life or quality of governmental services for our citizens.

Financial Information

Funding Sources

Funding Type	FY 2021-22	FY 2022-23	FY 2023-24	FY 2024-25	FY 2025-26
Stormwater Fees	\$ -	\$ -	\$ -	\$ -	\$ 2,416,700
	-	-	-	-	-
	-	-	-	-	-
Totals	\$ -	\$ -	\$ -	\$ -	\$ 2,416,700

Capital Project Expenditures/Expenses

Activity	FY 2021-22	FY 2022-23	FY 2023-24	FY 2024-25	FY 2025-26
Construction	\$ -	\$ -	\$ -	\$ -	\$ 2,416,700
	-	-	-	-	-
	-	-	-	-	-
	-	-	-	-	-
Totals	\$ -	\$ -	\$ -	\$ -	\$ 2,416,700

Impact on Operational Expenditures/Expenses

Activity	FY 2021-22	FY 2022-23	FY 2023-24	FY 2024-25	FY 2025-26
Operating Expense-Staff Costs	\$ -	\$ -	\$ -	\$ -	\$ 12,500
	-	-	-	-	-
Totals	\$ -	\$ -	\$ -	\$ -	\$ 12,500

CITY OF PORT ST. LUCIE - **NEW PROJECT** CAPITAL IMPROVEMENT PROJECT REQUEST FORM



PROJECT TYPE: NEW PROJECT PROJECT CHANGE/UPDATE

Department/Division: Public Works
Contact Person: Dan Giesey
Phone #/Extension: X4000
Fund Number: 401 4126

Project Title: D-11 Canal Improvements - Potential \$2,566,249.80 HMGP LMS Grant

Project Number: N/A
Amount Spent-to-Date:



Project Justification

Project Description & Scope: Piping of existing open channel conveyance system to piped underground system due to sluffing of the slide slopes that encroached onto private residency. This project could be moved up through a budget amendment or CIP planning process if a grant is awarded.

Purpose: Best Practices

City Council Goal: High-quality infrastructure and facilities.

Return on Investment (ROI) Considerations

Payback Period (ROI): Project will enhance the quality of life or quality of governmental services for our citizens.

Financial Information

Funding Sources

Funding Type	FY 2021-22	FY 2022-23	FY 2023-24	FY 2024-25	FY 2025-26
Stormwater Fees	\$ -	\$ -	\$ -	\$ -	\$ 855,417
HMGP LMS Grant	-	-	-	-	2,566,250
	-	-	-	-	-
Totals	\$ -	\$ -	\$ -	\$ -	\$ 3,421,667

Capital Project Expenditures/Expenses

Activity	FY 2021-22	FY 2022-23	FY 2023-24	FY 2024-25	FY 2025-26
Construction	\$ -	\$ -	\$ -	\$ -	\$ 3,421,667
	-	-	-	-	-
	-	-	-	-	-
	-	-	-	-	-
Totals	\$ -	\$ -	\$ -	\$ -	\$ 3,421,667

Impact on Operational Expenditures/Expenses

Activity	FY 2021-22	FY 2022-23	FY 2023-24	FY 2024-25	FY 2025-26
Operating Expense-Staff Costs	\$ -	\$ -	\$ -	\$ -	\$ 17,000
	-	-	-	-	-
Totals	\$ -	\$ -	\$ -	\$ -	\$ 17,000

CITY OF PORT ST. LUCIE - **NEW PROJECT** CAPITAL IMPROVEMENT PROJECT REQUEST FORM



PROJECT TYPE: NEW PROJECT PROJECT CHANGE/UPDATE

Department/Division: Public Works
Contact Person: Dan Giesey
Phone #/Extension: X4000
Fund Number: 401-4126

Project Title: E-8 Downstream repair of B-15-
Potential Grant

Project Number:
Amount Spent-to-Date: 4 million



Project Justification

Project Description & Scope: Slope failure on either side of open conveyance system that needs toe stabilization to secure the banks. This project could be moved up through a budget amendment or CIP planning process if a grant is awarded.

Purpose: Best Practices

City Council Goal: High-quality infrastructure and facilities.

Return on Investment (ROI) Considerations

Payback Period (ROI): Project will enhance the quality of life or quality of governmental services for our citizens.

Financial Information

Funding Sources

Funding Type	FY 2021-22	FY 2022-23	FY 2023-24	FY 2024-25	FY 2025-26
Stormwater Fees	\$ -	\$ -	\$ -	\$ -	\$ 2,070,000
	-	-	-	-	-
	-	-	-	-	-
Totals	\$ -	\$ -	\$ -	\$ -	\$ 2,070,000

Capital Project Expenditures/Expenses

Activity	FY 2021-22	FY 2022-23	FY 2023-24	FY 2024-25	FY 2025-26
Construction	\$ -	\$ -	\$ -	\$ -	\$ 2,070,000
	-	-	-	-	-
	-	-	-	-	-
	-	-	-	-	-
Totals	\$ -	\$ -	\$ -	\$ -	\$ 2,070,000

Impact on Operational Expenditures/Expenses

Activity	FY 2021-22	FY 2022-23	FY 2023-24	FY 2024-25	FY 2025-26
Operating Expense-Staff Costs	\$ -	\$ -	\$ -	\$ -	\$ 12,000
	-	-	-	-	-
Totals	\$ -	\$ -	\$ -	\$ -	\$ 12,000

CITY OF PORT ST. LUCIE CAPITAL IMPROVEMENT PROJECT REQUEST FORM



PROJECT TYPE: NEW PROJECT PROJECT CHANGE/UPDATE

Department/Division: Public Works
Contact Person: John Dunton
Phone #/Extension: X4035
Fund Number: 401-4126

Project Title: A-24 Water Control Structure
Project Number:
Amount Spent-to-date:



Project Justification

Project Description & Scope: CEI/Construction for automation of current manual water control structure located in Tesoro subdivision outfall to include water quality enhancements.

Purpose: Policy Directives

City Council Goal: High-quality infrastructure and facilities.

Return on Investment (ROI) Considerations

Payback Period (ROI): Project will enhance the quality of life or quality of governmental services for our citizens.

Financial Information

Funding Sources

Funding Type	FY 2021-22	FY 2022-23	FY 2023-24	FY 2024-25	FY 2025-26
Stormwater Fees	\$ 525,000	\$ -	\$ -	\$ -	\$ -
	-	-	-	-	-
Totals	\$ 525,000	\$ -	\$ -	\$ -	\$ -

Capital Project Expenditures/Expenses

Activity	FY 2021-22	FY 2022-23	FY 2023-24	FY 2024-25	FY 2025-26
CEI	\$ 60,000	\$ -	\$ -	\$ -	\$ -
Construction	465,000	-	-	-	-
	-	-	-	-	-
Totals	\$ 525,000	\$ -	\$ -	\$ -	\$ -

Impact on Operational Expenditures/Expenses

Activity	FY 2021-22	FY 2022-23	FY 2023-24	FY 2024-25	FY 2025-26
Operating Expense-Staff Costs	\$ 7,500	\$ -	\$ -	\$ -	\$ -
	-	-	-	-	-
Totals	\$ 7,500	\$ -	\$ -	\$ -	\$ -

CITY OF PORT ST. LUCIE CAPITAL IMPROVEMENT PROJECT REQUEST FORM



PROJECT TYPE: NEW PROJECT PROJECT CHANGE/UPDATE

Department/Division: Public Works
Contact Person: John Dunton
Phone #/Extension: X4035
Fund Number: 401-4126



Project Title: A-14 Water Control Structure
Project Number:
Amount Spent-to-date:

Project Justification

Project Description & Scope: Reconstruct the entire facility located on Darwin Boulevard at the E-84 Canal to include water quality enhancements due to poor conditions.

Purpose: Policy Directives

City Council Goal: High-quality infrastructure and facilities.

Return on Investment (ROI) Considerations

Payback Period (ROI): Project will enhance the quality of life or quality of governmental services for our citizens.

Financial Information

Funding Sources

Funding Type	FY 2021-22	FY 2022-23	FY 2023-24	FY 2024-25	FY 2025-26
Stormwater Fees	\$ -	\$ -	\$ 700,000	\$ -	\$ -
	-	-	-	-	-
Totals	\$ -	\$ -	\$ 700,000	\$ -	\$ -

Capital Project Expenditures/Expenses

Activity	FY 2021-22	FY 2022-23	FY 2023-24	FY 2024-25	FY 2025-26
Construction	\$ -	\$ -	\$ 700,000	\$ -	\$ -
	-	-	-	-	-
Totals	\$ -	\$ -	\$ 700,000	\$ -	\$ -

Impact on Operational Expenditures/Expenses

Activity	FY 2021-22	FY 2022-23	FY 2023-24	FY 2024-25	FY 2025-26
Operating Expense-Staff Costs	\$ -	\$ -	\$ 5,000	\$ -	\$ -
	-	-	-	-	-
Totals	\$ -	\$ -	\$ 5,000	\$ -	\$ -

CITY OF PORT ST. LUCIE CAPITAL IMPROVEMENT PROJECT REQUEST FORM



PROJECT TYPE: NEW PROJECT PROJECT CHANGE/UPDATE

Department/Division: Public Works
Contact Person: John Dunton
Phone #/Extension: X4035
Fund Number: 401-4126

Project Title: SWW-1 Control Structure
Project Number:
Amount Spent-to-date:



Project Justification

Project Description & Scope: Reconditioning of the SWW1 Water Control Structure located on Grand Drive to include water quality enhancements. This project could be moved up through a budget amendment or CIP planning process if a grant is awarded.

Purpose: Past/Current Practices

City Council Goal: High-quality infrastructure and facilities.

Return on Investment (ROI) Considerations

Payback Period (ROI): Project will enhance the quality of life or quality of governmental services for our citizens.

Financial Information

Funding Sources

Funding Type	FY 2021-22	FY 2022-23	FY 2023-24	FY 2024-25	FY 2025-26
Stormwater Fees	\$ -	\$ 224,521	\$ -	\$ -	\$ -
DEP Grant	-	336,780	-	-	-
Totals	\$ -	\$ 561,301	\$ -	\$ -	\$ -

Capital Project Expenditures/Expenses

Activity	FY 2021-22	FY 2022-23	FY 2023-24	FY 2024-25	FY 2025-26
Construction	\$ -	\$ 561,301	\$ -	\$ -	\$ -
	-	-	-	-	-
Totals	\$ -	\$ 561,301	\$ -	\$ -	\$ -

Impact on Operational Expenditures/Expenses

Activity	FY 2021-22	FY 2022-23	FY 2023-24	FY 2024-25	FY 2025-26
Operating Expense-Staff Costs	\$ -	\$ 28,065	\$ -	\$ -	\$ -
	-	-	-	-	-
Totals	\$ -	\$ 28,065	\$ -	\$ -	\$ -

CITY OF PORT ST. LUCIE - **NEW PROJECT** CAPITAL IMPROVEMENT PROJECT REQUEST FORM



PROJECT TYPE: NEW PROJECT PROJECT CHANGE/UPDATE

Department/Division: Public Works
Contact Person: John Dunton
Phone #/Extension: X4035
Fund Number: 401-4126

Project Title: Property Acquisition for access to Water Control Structures

Project Number:
Amount Spent-to-date:



Project Justification

Project Description & Scope: The Public Works Department’s Drainage Division periodically acquires certain vacant residential lots that are along and adjacent to canals, waterways and drainage right-of-way. The acquisition of these properties will provide City staff and City contractors access for maintenance activities. The acquisition of certain properties for maintenance access will enhance the City’s storm water maintenance and management activities.

Purpose: Past/Current Practices

City Council Goal: High-performing city government organization.

Return on Investment (ROI) Considerations

Payback Period (ROI): Project will enhance the quality of life or quality of governmental services for our citizens.

Financial Information

Funding Sources

Funding Type	FY 2021-22	FY 2022-23	FY 2023-24	FY 2024-25	FY 2025-26
Stormwater Fees	\$ 160,000	\$ 160,000	\$ 160,000	\$ 160,000	\$ 160,000
	-	-	-	-	-
	-	-	-	-	-
Totals	\$ 160,000	\$ 160,000	\$ 160,000	\$ 160,000	\$ 160,000

Capital Project Expenditures/Expenses

Activity	FY 2021-22	FY 2022-23	FY 2023-24	FY 2024-25	FY 2025-26
Property Purchase	\$ 160,000	\$ 160,000	\$ 160,000	\$ 160,000	\$ 160,000
	-	-	-	-	-
	-	-	-	-	-
Totals	\$ 160,000	\$ 160,000	\$ 160,000	\$ 160,000	\$ 160,000

Impact on Operational Expenditures/Expenses

Activity	FY 2021-22	FY 2022-23	FY 2023-24	FY 2024-25	FY 2025-26
Operating Expense-Staff Costs	\$ 300	\$ 300	\$ 300	\$ 300	\$ 300
	-	-	-	-	-
Totals	\$ 300	\$ 300	\$ 300	\$ 300	\$ 300

CITY OF PORT ST. LUCIE - **NEW PROJECT** CAPITAL IMPROVEMENT PROJECT REQUEST FORM



PROJECT TYPE: NEW PROJECT PROJECT CHANGE/UPDATE

Department/Division: Public Works
Contact Person: Dale Majewski
Phone #/Extension: X4128
Fund Number: 401-4126

Project Title: Veteran's Memorial Water Quality Phase III

Project Number:
Amount Spent-to-Date:



Project Justification

Project Description & Scope: Construct a Stormwater Treatment Area and new control structure to detain and treat stormwater prior to discharge to the North Fork. This project could be moved up through a budget amendment or CIP planning process if a grant is awarded.

Purpose: Best Practices

City Council Goal: High-quality infrastructure and facilities.

Return on Investment (ROI) Considerations

Payback Period (ROI): Project will enhance the quality of life or quality of governmental services for our citizens.

Financial Information

Funding Sources

Funding Type	FY 2021-22	FY 2022-23	FY 2023-24	FY 2024-25	FY 2025-26
Stormwater Fees	\$ -	\$ -	\$ -	\$ -	\$ 1,100,000
	-	-	-	-	-
	-	-	-	-	-
Totals	\$ -	\$ -	\$ -	\$ -	\$ 1,100,000

Capital Project Expenditures/Expenses

Activity	FY 2021-22	FY 2022-23	FY 2023-24	FY 2024-25	FY 2025-26
Construction	\$ -	\$ -	\$ -	\$ -	\$ 1,100,000
	-	-	-	-	-
	-	-	-	-	-
Totals	\$ -	\$ -	\$ -	\$ -	\$ 1,100,000

Impact on Operational Expenditures/Expenses

Activity	FY 2021-22	FY 2022-23	FY 2023-24	FY 2024-25	FY 2025-26
Operating Expense-Staff Costs	\$ -	\$ -	\$ -	\$ -	\$ 55,000
	-	-	-	-	-
Totals	\$ -	\$ -	\$ -	\$ -	\$ 55,000

CITY OF PORT ST. LUCIE - NEW PROJECT CAPITAL IMPROVEMENT PROJECT REQUEST FORM



PROJECT TYPE: NEW PROJECT PROJECT CHANGE/UPDATE

Department/Division: Public Works
Contact Person: Dale Majewski
Phone #/Extension: X4128
Fund Number: 401-4126

Project Title: Hogpen Slough Water Quality
Project Number:
Amount Spent-to-Date:



Project Justification

Project Description & Scope: Design a Stormwater Treatment Area in City ROW to help remove high nutrients and bacteria in stormwater entering from north of City Limits into the Hogpen Drainage Basin as called out in Microbial Source Tracking Study. This can be tied to septic sewer conversion. This project could be moved up through a budget amendment or CIP planning process if a grant is awarded.

Purpose: Best Practices
City Council Goal: High-quality infrastructure and facilities.

Return on Investment (ROI) Considerations

Payback Period (ROI): Project will enhance the quality of life or quality of governmental services for our citizens.

Financial Information

Funding Sources

Funding Type	FY 2021-22	FY 2022-23	FY 2023-24	FY 2024-25	FY 2025-26
Stormwater Fees	\$ -	\$ -	\$ -	\$ -	\$ 300,000
	-	-	-	-	-
	-	-	-	-	-
Totals	\$ -	\$ -	\$ -	\$ -	\$ 300,000

Capital Project Expenditures/Expenses

Activity	FY 2021-22	FY 2022-23	FY 2023-24	FY 2024-25	FY 2025-26
Design	\$ -	\$ -	\$ -	\$ -	\$ 300,000
Construction	-	-	-	-	-
	-	-	-	-	-
	-	-	-	-	-
Totals	\$ -	\$ -	\$ -	\$ -	\$ 300,000

Impact on Operational Expenditures/Expenses

Activity	FY 2021-22	FY 2022-23	FY 2023-24	FY 2024-25	FY 2025-26
Operating Expense-Staff Costs	\$ -	\$ -	\$ -	\$ -	\$ 15,000
	-	-	-	-	-
	-	-	-	-	-
Totals	\$ -	\$ -	\$ -	\$ -	\$ 15,000

CITY OF PORT ST. LUCIE - **NEW PROJECT** CAPITAL IMPROVEMENT PROJECT REQUEST FORM



PROJECT TYPE: NEW PROJECT PROJECT CHANGE/UPDATE

Department/Division: Public Works
Contact Person: Dan Gieseey
Phone #/Extension: X4000
Fund Number: 401-4126

Project Title: Elkcarn Basin Improvements -
 \$5,755,768.90 HMGP LMS Grant
 Requested

Project Number: N/A
Amount Spent-to-Date: 0



Project Justification

Project Description & Scope: Basin study determined that demetrius excavating is needed throughout the entire waterway upstream of the outfall along with adjustments to existing control structures. This project could be moved up through a budget amendment or CIP planning process if a grant is awarded.

Purpose: Best Practices

City Council Goal: High-quality infrastructure and facilities.

Return on Investment (ROI) Considerations

Payback Period (ROI): Project will enhance the quality of life or quality of governmental services for our citizens.

Financial Information

Funding Sources

Funding Type	FY 2021-22	FY 2022-23	FY 2023-24	FY 2024-25	FY 2025-26
Stormwater Fees	\$ -	\$ -	\$ -	\$ -	\$ 767,436
HMGP LMS Grant Requested FY 26/27	-	-	-	-	-
	-	-	-	-	-
Totals	\$ -	\$ -	\$ -	\$ -	\$ 767,436

Capital Project Expenditures/Expenses

Activity	FY 2021-22	FY 2022-23	FY 2023-24	FY 2024-25	FY 2025-26
Design	\$ -	\$ -	\$ -	\$ -	\$ 767,436
Construction	-	-	-	-	-
	-	-	-	-	-
	-	-	-	-	-
Totals	\$ -	\$ -	\$ -	\$ -	\$ 767,436

Impact on Operational Expenditures/Expenses

Activity	FY 2021-22	FY 2022-23	FY 2023-24	FY 2024-25	FY 2025-26
Operating Expense-Staff Costs	\$ -	\$ -	\$ -	\$ -	\$ 5,000
	-	-	-	-	-
Totals	\$ -	\$ -	\$ -	\$ -	\$ 5,000

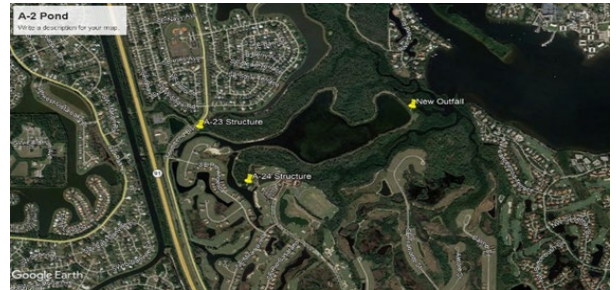
CITY OF PORT ST. LUCIE - **NEW PROJECT** CAPITAL IMPROVEMENT PROJECT REQUEST FORM



PROJECT TYPE: NEW PROJECT PROJECT CHANGE/UPDATE

Department/Division: Public Works
Contact Person: Dale Majewski
Phone #/Extension: X4128
Fund Number: 401-4126

Project Title: A-2 Pond Water Quality
Project Number:
Amount Spent-to-Date:



Project Justification

Project Description & Scope: Design for more stormwater storage by changing A-23 and A-24 structure elevations and installing new outfall to North Fork at east end of A-2 Pond. Currently Tesoro puts boards in structures to store more water for Golf Course irrigation. The goal is to permit the elevation to get Total Nitrate/Phosphate load reduction credits if allowed by SFWMD. This project could be moved up through a budget amendment or CIP planning process if a grant is awarded.

Purpose: Best Practices

City Council Goal: High-quality infrastructure and facilities.

Return on Investment (ROI) Considerations

Payback Period (ROI): Project will enhance the quality of life or quality of governmental services for our citizens.

Financial Information

Funding Sources

Funding Type	FY 2021-22	FY 2022-23	FY 2023-24	FY 2024-25	FY 2025-26
Stormwater Fees	\$ -	\$ -	\$ -	\$ -	\$ 100,000
	-	-	-	-	-
	-	-	-	-	-
Totals	\$ -	\$ -	\$ -	\$ -	\$ 100,000

Capital Project Expenditures/Expenses

Activity	FY 2021-22	FY 2022-23	FY 2023-24	FY 2024-25	FY 2025-26
Design	\$ -	\$ -	\$ -	\$ -	\$ 100,000
Construction	-	-	-	-	-
	-	-	-	-	-
Totals	\$ -	\$ -	\$ -	\$ -	\$ 100,000

Impact on Operational Expenditures/Expenses

Activity	FY 2021-22	FY 2022-23	FY 2023-24	FY 2024-25	FY 2025-26
Operating Expense-Staff Costs	\$ -	\$ -	\$ -	\$ -	\$ 5,000
	-	-	-	-	-
Totals	\$ -	\$ -	\$ -	\$ -	\$ 5,000

CITY OF PORT ST. LUCIE - **NEW PROJECT** CAPITAL IMPROVEMENT PROJECT REQUEST FORM



PROJECT TYPE: NEW PROJECT PROJECT CHANGE/UPDATE

Department/Division: Public Works
Contact Person: Dan Gieseey
Phone #/Extension: X4000
Fund Number: 401-4126

Project Title: Kingsway/Oakridge Basin Improvements - \$5,531,074.70 HMGP LMS Grant Requested
Project Number: N/A
Amount Spent-to-Date: 0



Project Justification

Project Description & Scope: Basin study determined that demetrius excavating is needed throughout the entire waterway upstream of

Purpose: Best Practices

City Council Goal: High-quality infrastructure and facilities.

Return on Investment (ROI) Considerations

Payback Period (ROI): Project will enhance the quality of life or quality of governmental services for our citizens.

Financial Information

Funding Sources

Funding Type	FY 2021-22	FY 2022-23	FY 2023-24	FY 2024-25	FY 2025-26
Stormwater Fees	\$ -	\$ -	\$ -	\$ -	\$ 737,477
HMGP LMS Grant Requested FY 26/27	-	-	-	-	-
Totals	\$ -	\$ -	\$ -	\$ -	\$ 737,477

Capital Project Expenditures/Expenses

Activity	FY 2021-22	FY 2022-23	FY 2023-24	FY 2024-25	FY 2025-26
Design	\$ -	\$ -	\$ -	\$ -	\$ 737,477
Construction	-	-	-	-	-
Totals	\$ -	\$ -	\$ -	\$ -	\$ 737,477

Impact on Operational Expenditures/Expenses

Activity	FY 2021-22	FY 2022-23	FY 2023-24	FY 2024-25	FY 2025-26
Operating Expense-Staff Costs	\$ -	\$ -	\$ -	\$ -	\$ 36,874
Totals	\$ -	\$ -	\$ -	\$ -	\$ 36,874

CITY OF PORT ST. LUCIE - **NEW PROJECT** CAPITAL IMPROVEMENT PROJECT REQUEST FORM



PROJECT TYPE: NEW PROJECT PROJECT CHANGE/UPDATE

Department/Division: Public Works
Contact Person: Dan Giesey
Phone #/Extension: X4000
Fund Number: 401 4126

Project Title: Airoso Conflict Structure & Piping

Project Number: N/A
Amount Spent-to-Date: 0



Project Justification

Project Description & Scope: Utility structure needs to be adjusted so it does not interfere with stormwater conveyance of a primary outfall.

Purpose: Best Practices

City Council Goal: High-quality infrastructure and facilities.

Return on Investment (ROI) Considerations

Payback Period (ROI): Project will enhance the quality of life or quality of governmental services for our citizens.

Financial Information

Funding Sources

Funding Type	FY 2021-22	FY 2022-23	FY 2023-24	FY 2024-25	FY 2025-26
Stormwater Fees	\$ -	\$ -	\$ -	\$ -	\$ 114,600
	-	-	-	-	-
	-	-	-	-	-
Totals	\$ -	\$ -	\$ -	\$ -	\$ 114,600

Capital Project Expenditures/Expenses

Activity	FY 2021-22	FY 2022-23	FY 2023-24	FY 2024-25	FY 2025-26
Design	\$ -	\$ -	\$ -	\$ -	\$ 114,600
Construction	-	-	-	-	-
	-	-	-	-	-
	-	-	-	-	-
Totals	\$ -	\$ -	\$ -	\$ -	\$ 114,600

Impact on Operational Expenditures/Expenses

Activity	FY 2021-22	FY 2022-23	FY 2023-24	FY 2024-25	FY 2025-26
Operating Expense-Staff Costs	\$ -	\$ -	\$ -	\$ -	\$ 5,730
	-	-	-	-	-
Totals	\$ -	\$ -	\$ -	\$ -	\$ 5,730

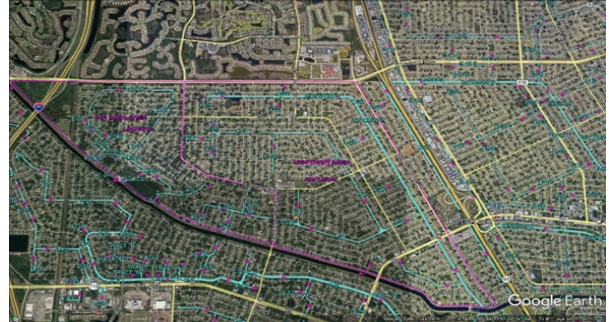
CITY OF PORT ST. LUCIE - **NEW PROJECT** CAPITAL IMPROVEMENT PROJECT REQUEST FORM



PROJECT TYPE: NEW PROJECT PROJECT CHANGE/UPDATE

Department/Division: Public Works
Contact Person: Dan Giesey
Phone #/Extension: X4000
Fund Number: 401-4126

Project Title: C-24/Monterrey/Cameo Watershed Ponds (3)
Project Number: N/A
Amount Spent-to-Date: 0



Project Justification

Project Description & Scope: Basin study determined that upsizing of the original stormwater system is needed to reduce flooding to the city's 100 year storm event criteria. This project could be moved up through a budget amendment or CIP planning process if a grant is awarded.

Purpose: Best Practices

City Council Goal: High-quality infrastructure and facilities.

Return on Investment (ROI) Considerations

Payback Period (ROI): Project will enhance the quality of life or quality of governmental services for our citizens.

Financial Information

Funding Sources

Funding Type	FY 2021-22	FY 2022-23	FY 2023-24	FY 2024-25	FY 2025-26
Stormwater Fees	\$ -	\$ -	\$ -	\$ -	\$ 400,000
	-	-	-	-	-
	-	-	-	-	-
Totals	\$ -	\$ -	\$ -	\$ -	\$ 400,000

Capital Project Expenditures/Expenses

Activity	FY 2021-22	FY 2022-23	FY 2023-24	FY 2024-25	FY 2025-26
Design	\$ -	\$ -	\$ -	\$ -	\$ 400,000
Construction	-	-	-	-	-
	-	-	-	-	-
Totals	\$ -	\$ -	\$ -	\$ -	\$ 400,000

Impact on Operational Expenditures/Expenses

Activity	FY 2021-22	FY 2022-23	FY 2023-24	FY 2024-25	FY 2025-26
Operating Expense-Staff Costs	\$ -	\$ -	\$ -	\$ -	\$ 20,000
	-	-	-	-	-
Totals	\$ -	\$ -	\$ -	\$ -	\$ 20,000

CITY OF PORT ST. LUCIE - **NEW PROJECT** CAPITAL IMPROVEMENT PROJECT REQUEST FORM



PROJECT TYPE: NEW PROJECT PROJECT CHANGE/UPDATE

Department/Division: Public Works
Contact Person: Roger Jacob
Phone #/Extension: 772-281-9252
Fund Number: 401-4126

Project Title: Public Works #3 Roof Replacement
Project Number: N/A
Amount Spent-to-date:



Project Justification

Project Description & Scope: Roof replacement will be required due to the condition of the existing roof.

Purpose: Best Practices

City Council Goal: High-quality infrastructure and facilities.

Return on Investment (ROI) Considerations

Payback Period (ROI): Project will enhance the quality of life or quality of governmental services for our citizens.

Financial Information

Funding Sources

Funding Type	FY 2021-22	FY 2022-23	FY 2023-24	FY 2024-25	FY 2025-26
Stormwater Fees	\$ 75,000	\$ -	\$ -	\$ -	\$ -
	-	-	-	-	-
	-	-	-	-	-
Totals	\$ 75,000	\$ -	\$ -	\$ -	\$ -

Capital Project Expenditures/Expenses

Activity	FY 2021-22	FY 2022-23	FY 2023-24	FY 2024-25	FY 2025-26
Roof Replacement	\$ 75,000	\$ -	\$ -	\$ -	\$ -
	-	-	-	-	-
	-	-	-	-	-
Totals	\$ 75,000	\$ -	\$ -	\$ -	\$ -

Impact on Operational Expenditures/Expenses

Activity	FY 2021-22	FY 2022-23	FY 2023-24	FY 2024-25	FY 2025-26
	\$ 3,750	\$ -	\$ -	\$ -	\$ -
	-	-	-	-	-
Totals	\$ 3,750	\$ -	\$ -	\$ -	\$ -

CITY OF PORT ST. LUCIE - **NEW PROJECT** CAPITAL IMPROVEMENT PROJECT REQUEST FORM



PROJECT TYPE: NEW PROJECT PROJECT CHANGE/UPDATE

Department/Division: Public Works
Contact Person: Dan Giesey
Phone #/Extension: X4000
Fund Number: 401-4126

Project Title: Landsdowne Basin Improvements
Project Number: N/A
Amount Spent-to-Date:



Project Justification

Project Description & Scope: Basin study determined that upsizing of the original stormwater system is needed to reduce flooding to the city's 100 year storm event criteria. This project could be moved up through a budget amendment or CIP planning process if a grant is awarded.

Purpose: Best Practices

City Council Goal: High-quality infrastructure and facilities.

Return on Investment (ROI) Considerations

Payback Period (ROI): Project will enhance the quality of life or quality of governmental services for our citizens.

Financial Information

Funding Sources

Funding Type	FY 2021-22	FY 2022-23	FY 2023-24	FY 2024-25	FY 2025-26
Stormwater Fees	\$ -	\$ -	\$ -	\$ -	\$ 107,157
Potential HMGP LMS Grant FY 26/27	-	-	-	-	-
	-	-	-	-	-
Totals	\$ -	\$ -	\$ -	\$ -	\$ 107,157

Capital Project Expenditures/Expenses

Activity	FY 2021-22	FY 2022-23	FY 2023-24	FY 2024-25	FY 2025-26
Design	\$ -	\$ -	\$ -	\$ -	\$ 107,157
Construction	-	-	-	-	-
	-	-	-	-	-
Totals	\$ -	\$ -	\$ -	\$ -	\$ 107,157

Impact on Operational Expenditures/Expenses

Activity	FY 2021-22	FY 2022-23	FY 2023-24	FY 2024-25	FY 2025-26
Operating Expense-Staff Costs	\$ -	\$ -	\$ -	\$ -	\$ 5,358
	-	-	-	-	-
Totals	\$ -	\$ -	\$ -	\$ -	\$ 5,358



CITY OF PORT ST. LUCIE UTILITY SYSTEMS
UTILITIES CAPITAL IMPROVEMENT PROJECTS FUND - FUND #448
TEN YEAR PROJECTION
PROPOSED BUDGET FY 2021-22

	2021-2022	2022-2023	2023-2024	2024-2025	2025-2026	2026-2027	2027-2028	2028-2029	2029-2030	2030-2031
REVENUES:										
Cash Carryforward	\$20,856,651	\$15,388,222	\$5,482,719	\$11,837,819	\$1,694,719	\$4,194,719	\$1,294,719	(\$40,605,281)	(\$48,148,081)	(\$48,148,081)
Grant Revenue (potential) Area 5	400,000	-	-	-	-	-	-	-	-	-
Grant Revenue (potential) Area 6	43,100	202,276	-	-	-	-	-	-	-	-
Grant Revenue (potential) Area 7	-	115,080	2,904,000	-	-	-	-	-	-	-
Grant Revenue (potential) Dredging	1,200,000	1,200,000	1,200,000	-	-	-	-	-	-	-
Grant Revenue (potential) I & I	-	3,000,000	3,000,000	3,000,000	3,000,000	3,000,000	3,000,000	3,000,000	3,000,000	-
Bond	16,932,100	8,503,300	11,187,700	-	-	-	-	-	-	-
Transfer from 431 Operating Fund (debt increases on bonds after 20-21)	-	5,000,000	10,000,000	5,000,000	5,000,000	-	-	-	-	-
Transfer from 441	15,000,000	10,000,000	5,000,000	10,000,000	5,000,000	5,000,000	5,000,000	5,000,000	5,000,000	5,000,000
Total Revenues	54,431,851	43,408,877	38,774,419	29,837,819	14,694,719	12,194,719	9,294,719	(32,605,281)	(40,148,081)	(43,148,081)
EXPENDITURES:										
WATER TREATMENT 3310 & 3312										
Clear Well and Generator Bldg @ Prineville RO	\$ -	\$ 800,000	\$ -	\$ 8,700,000	\$ -	\$ -	\$ -	\$ -	\$ -	\$ -
Four western RO wells (\$2,624,000 ea)	2,200,000	-	-	-	-	-	-	-	-	-
Western Raw Water Main Phase 2	424,000	2,200,000	-	-	-	-	-	-	-	-
DIW @ Prineville 2.5 mgd	-	424,000	2,200,000	-	-	-	-	-	-	-
(7,000,000 Fund 441/3,000,000 Bond)	5,450,000	-	-	-	-	-	-	-	-	-
Lime Plant Rehabs	-	7,000,000	-	-	-	-	-	-	-	-
	-	3,000,000	-	-	-	-	-	-	-	-
	1,500,000	-	500,000	1,500,000	500,000	1,500,000	500,000	1,500,000	500,000	-
Sub-Totals	\$ 9,574,000	\$ 13,424,000	\$ 2,700,000	\$ 10,200,000	\$ 500,000	\$ 1,500,000	\$ 500,000	\$ 1,500,000	\$ 500,000	\$ -
McCARTY RANCH - 3314										
Water Quality Restoration Area 5-77 acre water storage impoundment	\$ 988,000	\$ -	\$ -	\$ -	\$ -	\$ -	\$ -	\$ -	\$ -	\$ -
Water Quality Restoration Area 6-40 acre water storage impoundment	80,000	625,858	-	-	-	-	-	-	-	-
Water Quality Restoration Area 7A-300 acre water storage impoundment	-	363,000	5,200,000	-	-	-	-	-	-	-
Water Quality Restoration Area 7B-300 acre water storage impoundment	-	-	363,000	7,500,000	-	-	-	-	-	-
Mc Carty fka Westport Aquifer Storage & Recovery Well	-	-	-	-	-	2,600,000	-	-	-	-
Rangeline Road RO IW #1	-	-	-	-	-	850,000	8,500,000	-	-	-
Rangeline Road RO Well Field	-	-	-	-	-	950,000	9,500,000	-	-	-
Rangeline Road RO Water Plant (total \$55,900,000 - Constr yr 2030)	-	-	-	-	-	-	11,400,000	-	-	75,700,000
Dredging of South Lake	2,000,000	2,000,000	2,000,000	-	-	-	-	-	-	-
(Y1732)	3,068,000	2,988,858	7,563,000	7,500,000	-	4,400,000	29,400,000	-	-	75,700,000
Sub-Totals	\$ 3,068,000	\$ 2,988,858	\$ 7,563,000	\$ 7,500,000	\$ -	\$ 4,400,000	\$ 29,400,000	\$ -	\$ -	\$ 75,700,000



**CITY OF PORT ST. LUCIE UTILITY SYSTEMS
 UTILITIES CAPITAL IMPROVEMENT PROJECTS FUND - FUND #448
 TEN YEAR PROJECTION
 PROPOSED BUDGET FY 2021-22**

	2021-2022	2022-2023	2023-2024	2024-2025	2025-2026	2026-2027	2027-2028	2028-2029	2029-2030	2030-2031
WATER DISTRIBUTION - 3316										
Village Green Pkwy-Huffman to Tiffany	\$ -	\$ -	\$ -	\$ -	\$ -	\$ -	\$ 3,000,000	\$ -	\$ -	\$ -
PSL Blvd-Parr to Alcantarra Blvd (1)	-	-	-	2,000,000	-	-	-	-	-	-
PSL Blvd-Parr to Becker (4)	-	-	-	-	2,000,000	-	-	-	-	-
***Floresta - Crosstown to Prima Vista (3)	2,000,000	-	-	-	-	-	-	-	-	-
Midway-Selvitz to Glades Cutoff	-	1,900,000	-	-	-	-	-	-	-	-
AC Pipe Replacement	1,000,000	1,000,000	1,000,000	1,000,000	1,000,000	1,000,000	1,000,000	1,000,000	1,000,000	-
JEA Rear Water Main Phase 1 (WA-19)	-	-	-	-	-	-	-	3,103,560	-	-
JEA Rear Water Main Phase 2 (WA-11)	-	-	-	-	-	-	-	3,386,240	-	-
Prineville Sandia-South Water Main (WA-17)	-	-	-	-	-	-	-	2,553,000	-	-
Belcrest St Water Main (WA-16)	-	-	-	-	-	-	-	-	1,019,250	-
Westport Pumpout Water Main (WA-08)	-	-	-	-	-	-	-	-	398,640	-
Sub-Totals	\$ 3,000,000	\$ 2,900,000	\$ 1,000,000	\$ 3,000,000	\$ 3,000,000	\$ 1,000,000	\$ 4,000,000	\$ 10,042,800	\$ 2,417,890	\$ -
WESTPORT WASTEWATER TREATMENT PLANT - 3512										
Upgrade Westport Wastewater Plant (1) (Y1728)	\$ -	\$ 7,500,000	\$ -	\$ -	\$ -	\$ -	\$ -	\$ -	\$ -	\$ -
(\$7,500,000 SAD/ \$3,000,000 Bond)	-	3,000,000	-	-	-	-	-	-	-	-
Upgrade Westport Wastewater Force Main (Y1728)	14,500,000	-	-	-	-	-	-	-	-	-
EQ Tank	-	-	-	-	-	-	5,000,000	-	-	-
4 M Gallon Upset Tank (1 & 2)	-	600,000	6,000,000	-	3,000,000	-	-	-	-	-
Reuse to IW to WPPS to GL	160,000	906,000	-	-	-	-	-	-	-	-
Sub-Totals	\$ 14,660,000	\$ 12,006,000	\$ 6,000,000	\$ -	\$ 3,000,000	\$ -	\$ 5,000,000	\$ -	\$ -	\$ -
WASTE WATER COLLECTIONS - PM - 3516										
Tradition Reuse line running 1 mile SW of C24 Canal South to Glades WW	\$ 3,100,000	\$ -	\$ -	\$ -	\$ -	\$ -	\$ -	\$ -	\$ -	\$ -
Northport Booster Pump Force Main to Glades Upgrades Phase 1-6 (Y1734)	4,182,100	2,503,300	5,544,600	3,443,100	-	-	-	-	-	-
I&I Southport Area /Eastport Area/Step Systems	1,000,000	4,000,000	4,000,000	4,000,000	4,000,000	4,000,000	4,000,000	4,000,000	4,000,000	-
Mariposa (WW-02)	300,000	-	-	-	-	-	-	-	-	-
Naranja Low Pressure Main Phase 3	159,529	-	-	-	-	-	-	-	-	-
Club Med FM Phase 2	-	104,000	-	-	-	-	-	-	-	-
Club Med FM Phase 3	-	-	129,000	-	-	-	-	-	-	-
New Dev WP FM to Glades	-	-	-	-	-	-	7,000,000	-	-	-
Sub-Totals	\$ 8,741,629	\$ 6,607,300	\$ 9,673,600	\$ 7,443,100	\$ 4,000,000	\$ 4,000,000	\$ 11,000,000	\$ 4,000,000	\$ 4,000,000	\$ -
Total of Capital Projects & Payments	\$ 39,043,629	\$ 37,926,158	\$ 26,936,600	\$ 28,143,100	\$ 10,500,000	\$ 10,900,000	\$ 49,900,000	\$ 15,542,800	\$ 6,917,890	\$ 75,700,000
Designated Reserve for Future Projects	15,388,222	5,482,719	11,837,819	1,694,719	4,194,719	1,294,719	(30,005,281)	(48,148,081)	(47,065,971)	(118,848,081)
SURPLUS <DEFICIT>	\$ -	\$ -	\$ -	\$ -	\$ -	\$ -	\$ -	\$ -	\$ -	\$ -



CITY OF PORT ST. LUCIE UTILITY SYSTEMS
 UTILITIES CAPITAL IMPROVEMENT PROJECTS FUND - FUND #448
 TEN YEAR PROJECTION
 PROPOSED BUDGET FY 2021-22

2021-2022 2022-2023 2023-2024 2024-2025 2025-2026 2026-2027 2027-2028 2028-2029 2029-2030 2030-2031

*** May need to be covered by the Connection and Contingency Fund or State Revolving Funds

Future Projects:

McCarty ASR Wells testing phase 2	2031	
Glades North Force Main (WW-19)	2031	
Torino Force Main (WW-09)	2031	
Westport South Force Main (WW-11)	2031	
PSL Blvd Force Main (WW-08)	2031	
Additional On-site Storage Capacity - Reuse (RE-06)	2031	
Additional On-site High Service Pump Capacity - Reuse (RE-09)	2031	
Glades WWTF From McCarty Reclaimed Main (RE-10)	2031	
Far West Reclaim Main (RE-12)	2031	
Rangeline Injection Well	2031	
Rangeline Surface Water Plant	2035	
McCarty ASR Wells testing phase 2	2036	
McCarty ASR Wellfield on Line - Phase II	2040	
Glades 12 to 18 mgd (WW-20)	2040	\$90,000,000



"A City for All Ages"

Page Intentionally Left Blank

CITY OF PORT ST. LUCIE - **NEW PROJECT** CAPITAL IMPROVEMENT PROJECT REQUEST FORM



PROJECT TYPE: NEW PROJECT PROJECT CHANGE/UPDATE

Department/Division: Utilities
Contact Person: Brad Macek
Phone #/Extension: x6400
Fund Number: 448-3310

Project Title: Clear Well & Generator Bldg @
Prineville RO Plant

Project Number: TBD
Amount Spent-to-date:



Project Justification

Project Description & Scope: Clear well and generator building at Prineville RO plant. This structure will be a redundant facility to allow one to be taken out of service for maintenance and not impact the plant from operating. The generator needs to be replaced with a larger size to allow the RO facility to operate at 100% capacity.

Purpose: Policy Directives

City Council Goal: High-quality infrastructure and facilities.

Return on Investment (ROI) Considerations

Payback Period (ROI): Project will enhance the quality of life or quality of governmental services for our citizens.

Financial Information

Funding Sources

Funding Type	FY 2021-22	FY 2022-23	FY 2023-24	FY 2024-25	FY 2025-26
Reserves	\$ -	\$ 800,000	\$ -	\$ 8,700,000	\$ -
	-	-	-	-	-
Totals	\$ -	\$ 800,000	\$ -	\$ 8,700,000	\$ -

Capital Project Expenditures/Expenses

Activity	FY 2021-22	FY 2022-23	FY 2023-24	FY 2024-25	FY 2025-26
Design	\$ -	\$ 800,000	\$ -	\$ -	\$ -
Construction	-	-	-	8,700,000	-
Totals	\$ -	\$ 800,000	\$ -	\$ 8,700,000	\$ -

Impact on Operational Expenditures/Expenses

Activity	FY 2021-22	FY 2022-23	FY 2023-24	FY 2024-25	FY 2025-26
	\$ -	\$ -	\$ -	\$ -	\$ 30,000
	-	-	-	-	-
Totals	\$ -	\$ -	\$ -	\$ -	\$ 30,000

CITY OF PORT ST. LUCIE - **NEW PROJECT** CAPITAL IMPROVEMENT PROJECT REQUEST FORM



PROJECT TYPE: NEW PROJECT PROJECT CHANGE/UPDATE

Department/Division: Utilities
Contact Person: Brad Macek
Phone #/Extension: x6400
Fund Number: 448-3312



Project Title: Four Western Reverse Osmosis
 Floridan Wells
Project Number: TBD
Amount Spent-to-date:

Project Justification

Project Description & Scope: Four Western Reverse Osmosis Floridan Wells. Required due to change in ground water conditions to stay in compliance with FDEP and maintain current capacity.

Purpose: Policy Directives

City Council Goal: High-quality infrastructure and facilities.

Return on Investment (ROI) Considerations

Payback Period (ROI): Project will enhance the quality of life or quality of governmental services for our citizens.

Financial Information

Funding Sources

Funding Type	FY 2021-22	FY 2022-23	FY 2023-24	FY 2024-25	FY 2025-26
Other Financing Sources	\$ 519,529	\$ 2,624,000	\$ 2,200,000	\$ -	\$ -
Reserves	2,104,471	-	-	-	-
Totals	\$ 2,624,000	\$ 2,624,000	\$ 2,200,000	\$ -	\$ -

Capital Project Expenditures/Expenses

Activity	FY 2021-22	FY 2022-23	FY 2023-24	FY 2024-25	FY 2025-26
Design	\$ 424,000	\$ 424,000	\$ -	\$ -	\$ -
Construction	2,200,000	2,200,000	2,200,000	-	-
	-	-	-	-	-
Totals	\$ 2,624,000	\$ 2,624,000	\$ 2,200,000	\$ -	\$ -

Impact on Operational Expenditures/Expenses

Activity	FY 2021-22	FY 2022-23	FY 2023-24	FY 2024-25	FY 2025-26
	\$ 45,000	\$ 45,000	\$ 45,000	N/A	N/A
	-	-	-	-	-
Totals	\$ 45,000	\$ 45,000	\$ 45,000	\$ -	\$ -

CITY OF PORT ST. LUCIE - **NEW PROJECT** CAPITAL IMPROVEMENT PROJECT REQUEST FORM



PROJECT TYPE: NEW PROJECT PROJECT CHANGE/UPDATE

Department/Division: Utilities
Contact Person: Brad Macek
Phone #/Extension: x6400
Fund Number: 448-3312

Project Title: Western Raw Water Main
Phase 1 and 2
Project Number: TBD
Amount Spent-to-date:



Project Justification

Project Description & Scope: Western raw water main. Water mains to connect the four wells to the JEA water plant in order to maintain permitted capacity at JEA water plant.

Purpose: Policy Directives

City Council Goal: High-quality infrastructure and facilities.

Return on Investment (ROI) Considerations

Payback Period (ROI): Project will enhance the quality of life or quality of governmental services for our citizens.

Financial Information

Funding Sources

Funding Type	FY 2021-22	FY 2022-23	FY 2023-24	FY 2024-25	FY 2025-26
Other Financing Sources	\$ 5,450,000	\$ -	\$ -	\$ -	\$ -
	-	-	-	-	-
Totals	\$ 5,450,000	\$ -	\$ -	\$ -	\$ -

Capital Project Expenditures/Expenses

Activity	FY 2021-22	FY 2022-23	FY 2023-24	FY 2024-25	FY 2025-26
Construction	\$ 5,450,000	\$ -	\$ -	\$ -	\$ -
	-	-	-	-	-
Totals	\$ 5,450,000	\$ -	\$ -	\$ -	\$ -

Impact on Operational Expenditures/Expenses

Activity	FY 2021-22	FY 2022-23	FY 2023-24	FY 2024-25	FY 2025-26
	\$ -	\$ -	\$ -	\$ -	\$ -
	-	-	-	-	-
Totals	\$ -	\$ -	\$ -	\$ -	\$ -

CITY OF PORT ST. LUCIE - **NEW PROJECT** CAPITAL IMPROVEMENT PROJECT REQUEST FORM



PROJECT TYPE: NEW PROJECT PROJECT CHANGE/UPDATE

Department/Division: Utilities
Contact Person: Brad Macek
Phone #/Extension: x6400
Fund Number: 448-3310

Project Title: DIW #@ Prineville 2.5 mgd
Project Number: N/A
Amount Spent-to-date:



Project Justification

Project Description & Scope: Backup concentrate disposal system for Prineville RO Water Plant.

Purpose: Policy Directives

City Council Goal: High-quality infrastructure and facilities.

Return on Investment (ROI) Considerations

Payback Period (ROI): Project will enhance the quality of life or quality of governmental services for our citizens.

Financial Information

Funding Sources

Funding Type	FY 2021-22	FY 2022-23	FY 2023-24	FY 2024-25	FY 2025-26
Reserves	\$ -	\$ -	\$ -	\$ -	\$ -
Other Financing Sources	-	10,000,000	-	-	-
Totals	\$ -	\$ 10,000,000	\$ -	\$ -	\$ -

Capital Project Expenditures/Expenses

Activity	FY 2021-22	FY 2022-23	FY 2023-24	FY 2024-25	FY 2025-26
Construction	\$ -	\$ 10,000,000	\$ -	\$ -	\$ -
	-	-	-	-	-
Totals	\$ -	\$ 10,000,000	\$ -	\$ -	\$ -

Impact on Operational Expenditures/Expenses

Activity	FY 2021-22	FY 2022-23	FY 2023-24	FY 2024-25	FY 2025-26
	N/A	N/A	N/A	N/A	N/A
	-	-	-	-	-
Totals	\$ -	\$ -	\$ -	\$ -	\$ -

CITY OF PORT ST. LUCIE - **NEW PROJECT** CAPITAL IMPROVEMENT PROJECT REQUEST FORM



PROJECT TYPE: NEW PROJECT PROJECT CHANGE/UPDATE

Department/Division: Utilities
Contact Person: Brad Macek
Phone #/Extension: x6400
Fund Number: 448-3310



Project Title: Lime Plant Rehab
Project Number: N/A
Amount Spent-to-date:

Project Justification

Project Description & Scope: Lime plant rehabilitation. Due to aging. Facility needs to rehab to maintain current capacity.

Purpose: Policy Directives

City Council Goal: High-quality infrastructure and facilities.

Return on Investment (ROI) Considerations

Payback Period (ROI): Project will enhance the quality of life or quality of governmental services for our citizens.

Financial Information

Funding Sources

Funding Type	FY 2021-22	FY 2022-23	FY 2023-24	FY 2024-25	FY 2025-26
Other Financing Sources	\$ -	\$ -	\$ -	\$ -	\$ -
Reserves	1,500,000	-	500,000	1,500,000	500,000
Interfund Transfer	-	-	-	-	-
Totals	\$ 1,500,000	\$ -	\$ 500,000	\$ 1,500,000	\$ 500,000

Capital Project Expenditures/Expenses

Activity	FY 2021-22	FY 2022-23	FY 2023-24	FY 2024-25	FY 2025-26
Construction	\$ 1,500,000	\$ -	\$ 500,000	\$ 1,500,000	\$ 500,000
	-	-	-	-	-
	-	-	-	-	-
Totals	\$ 1,500,000	\$ -	\$ 500,000	\$ 1,500,000	\$ 500,000

Impact on Operational Expenditures/Expenses

Activity	FY 2021-22	FY 2022-23	FY 2023-24	FY 2024-25	FY 2025-26
	N/A	N/A	N/A	N/A	N/A
	-	-	-	-	-
Totals	\$ -	\$ -	\$ -	\$ -	\$ -

CITY OF PORT ST. LUCIE - PRICE INCREASE CAPITAL IMPROVEMENT PROJECT REQUEST FORM



PROJECT TYPE: NEW PROJECT PROJECT CHANGE/UPDATE

Department/Division: Utilities
Contact Person: Brad Macek
Phone #/Extension: X6400
Fund Number: 448-3314

Project Title: Water Quality Restoration Areas 1-7
Project Number: Y1732
Amount Spent-to-date:



Project Justification

Project Description & Scope: Water Quality Restoration Areas 1-7 - 1,660 acre water storage impoundment.

Purpose: Policy Directives

City Council Goal: High-quality infrastructure and facilities.

Return on Investment (ROI) Considerations

Payback Period (ROI): Project will enhance the quality of life or quality of governmental services for our citizens.

Financial Information

Funding Sources

Funding Type	FY 2021-22	FY 2022-23	FY 2023-24	FY 2024-25	FY 2025-26
Grant - Area 5, 6 & 7	\$ 400,000	\$ 202,276	\$ 115,080	\$ 4,500,000	\$ -
Grant - Area 6 & 7	43,100	115,080	3,120,000	-	-
Interfund Transfers	500,000	-	-	-	-
Reserves	124,900	671,502	2,327,920	3,000,000	-
Totals	\$ 1,068,000	\$ 988,858	\$ 5,563,000	\$ 7,500,000	\$ -

Capital Project Expenditures/Expenses

Activity	FY 2021-22	FY 2022-23	FY 2023-24	FY 2024-25	FY 2025-26
Design	\$ 80,000	\$ 363,000	\$ 363,000	-	-
Construction	988,000	625,858	5,200,000	7,500,000	-
	-	-	-	-	-
Totals	\$ 1,068,000	\$ 988,858	\$ 5,563,000	\$ 7,500,000	\$ -

Impact on Operational Expenditures/Expenses

Activity	FY 2021-22	FY 2022-23	FY 2023-24	FY 2024-25	FY 2025-26
	\$ 180,000	\$ 180,000	\$ 180,000	\$ 180,000	\$ 180,000
	-	-	-	-	-
Totals	\$ 180,000	\$ 180,000	\$ 180,000	\$ 180,000	\$ 180,000

CITY OF PORT ST. LUCIE - **NEW PROJECT** CAPITAL IMPROVEMENT PROJECT REQUEST FORM



PROJECT TYPE: NEW PROJECT PROJECT CHANGE/UPDATE

Department/Division: Utilities
Contact Person: Brad Macek
Phone #/Extension: X6400
Fund Number: 448-3314

Project Title: Dredging of South Lake @ McCarty Preserve
Project Number: N/A
Amount Spent-to-date:



Project Justification

Project Description & Scope: Increase the storage capacity of the lake per the McCarty Ranch master water supply plan for the future surface water treatment facility.

Purpose: Policy Directives

City Council Goal: High-quality infrastructure and facilities.

Return on Investment (ROI) Considerations

Payback Period (ROI): Project will enhance the quality of life or quality of governmental services for our citizens.

Financial Information

Funding Sources

Funding Type	FY 2021-22	FY 2022-23	FY 2023-24	FY 2024-25	FY 2025-26
Grants - Dredging	\$ 1,200,000	\$ 1,200,000	\$ 1,200,000	\$ -	\$ -
Other Financing Sources	800,000	800,000	800,000	-	-
Totals	\$ 2,000,000	\$ 2,000,000	\$ 2,000,000	\$ -	\$ -

Capital Project Expenditures/Expenses

Activity	FY 2021-22	FY 2022-23	FY 2023-24	FY 2024-25	FY 2025-26
Construction	\$ 2,000,000	\$ 2,000,000	\$ 2,000,000	\$ -	\$ -
	-	-	-	-	-
	-	-	-	-	-
Totals	\$ 2,000,000	\$ 2,000,000	\$ 2,000,000	\$ -	\$ -

Impact on Operational Expenditures/Expenses

Activity	FY 2021-22	FY 2022-23	FY 2023-24	FY 2024-25	FY 2025-26
	N/A	N/A	N/A	N/A	N/A
	-	-	-	-	-
Totals	\$ -	\$ -	\$ -	\$ -	\$ -

CITY OF PORT ST. LUCIE - **NEW PROJECT** CAPITAL IMPROVEMENT PROJECT REQUEST FORM



PROJECT TYPE: NEW PROJECT PROJECT CHANGE/UPDATE

Department/Division: Utilities
Contact Person: Brad Macek
Phone #/Extension: x6400
Fund Number: 448-3316



Project Title: PSL Blvd Phases 1 thru 4
Project Number: TBD
Amount Spent-to-date:

Project Justification

Project Description & Scope: PSL Blvd Phase 1 thru 4 - Phase 1 is Parr to Alcantarra, phase 2 is Alcantarra to Darwin, phase 3 is Darwin to Gatlin and phase 4 is Paar to Becker. This is due to road widening which requires relocation of low pressure main, force main and water main.

Purpose: Policy Directives

City Council Goal: High-quality infrastructure and facilities.

Return on Investment (ROI) Considerations

Payback Period (ROI): Project will enhance the quality of life or quality of governmental services for our citizens.

Financial Information

Funding Sources

Funding Type	FY 2021-22	FY 2022-23	FY 2023-24	FY 2024-25	FY 2025-26
Interfund Transfers	\$ -	\$ -	\$ -	\$ 2,000,000	\$ 2,000,000
Totals	\$ -	\$ -	\$ -	\$ 2,000,000	\$ 2,000,000

Capital Project Expenditures/Expenses

Activity	FY 2021-22	FY 2022-23	FY 2023-24	FY 2024-25	FY 2025-26
Construction	\$ -	\$ -	\$ -	\$ 2,000,000	\$ 2,000,000
Totals	\$ -	\$ -	\$ -	\$ 2,000,000	\$ 2,000,000

Impact on Operational Expenditures/Expenses

Activity	FY 2021-22	FY 2022-23	FY 2023-24	FY 2024-25	FY 2025-26
	\$ -	\$ -	\$ -	N/A	N/A
Totals	\$ -	\$ -	\$ -	\$ -	\$ -

CITY OF PORT ST. LUCIE - **NEW PROJECT** CAPITAL IMPROVEMENT PROJECT REQUEST FORM



PROJECT TYPE: NEW PROJECT PROJECT CHANGE/UPDATE

Department/Division: Utilities
Contact Person: Brad Macek
Phone #/Extension: x6400
Fund Number: 448-3316

Project Title: Floresta Widening from Southbend to Prima Vista
Project Number: TBD
Amount Spent-to-date



Project Justification

Project Description & Scope: Floresta Widening from Southbend to Prima Vista. Relocation of Utility lines due to widening of roadway. This will be done in 3 phases. (Southbend to Elkcam Waterway, Elkcam Waterway to Crosstown Pkwy, Crosstown Pkwy to Prima Vista Blvd.)

Purpose: Policy Directives

City Council Goal: High-quality infrastructure and facilities.

Return on Investment (ROI) Considerations

Payback Period (ROI): Project will enhance the quality of life or quality of governmental services for our citizens.

Financial Information

Funding Sources

Funding Type	FY 2021-22	FY 2022-23	FY 2023-24	FY 2024-25	FY 2025-26
Reserves	\$ 2,000,000	\$ -	\$ -	\$ -	\$ -
	-	-	-	-	-
Totals	\$ 2,000,000	\$ -	\$ -	\$ -	\$ -

Capital Project Expenditures/Expenses

Activity	FY 2021-22	FY 2022-23	FY 2023-24	FY 2024-25	FY 2025-26
Construction	\$ 2,000,000	\$ -	\$ -	\$ -	\$ -
	-	-	-	-	-
Totals	\$ 2,000,000	\$ -	\$ -	\$ -	\$ -

Impact on Operational Expenditures/Expenses

Activity	FY 2021-22	FY 2022-23	FY 2023-24	FY 2024-25	FY 2025-26
	N/A	\$ -	\$ -	\$ -	\$ -
	-	-	-	-	-
Totals	\$ -	\$ -	\$ -	\$ -	\$ -

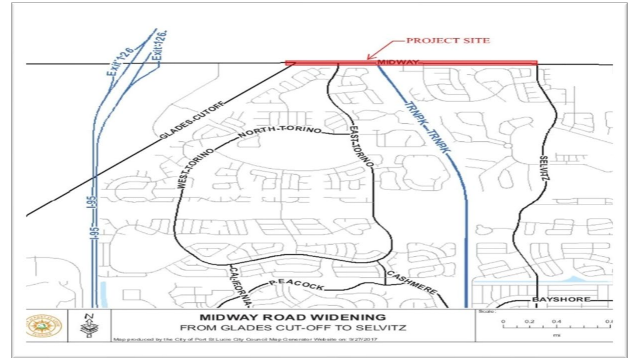
CITY OF PORT ST. LUCIE - **NEW PROJECT** CAPITAL IMPROVEMENT PROJECT REQUEST FORM



PROJECT TYPE: NEW PROJECT PROJECT CHANGE/UPDATE

Department/Division: Utilities
Contact Person: Brad Macek
Phone #/Extension: x6400
Fund Number: 448-3316

Project Title: Midway -Selvitz to Glades Cutoff
Project Number: TBD
Amount Spent-to-date:



Project Justification

Project Description & Scope: Midway - Selvitz to Glades Cutoff. This is due to FDOT/county road widening needing relocation of 16" and 12" water main.

Purpose: Policy Directives

City Council Goal: High-quality infrastructure and facilities.

Return on Investment (ROI) Considerations

Payback Period (ROI): Project will enhance the quality of life or quality of governmental services for our citizens.

Financial Information

Funding Sources

Funding Type	FY 2021-22	FY 2022-23	FY 2023-24	FY 2024-25	FY 2025-26
Other Financing Sources	\$ -	\$ 1,900,000	\$ -	\$ -	\$ -
Totals	\$ -	\$ 1,900,000	\$ -	\$ -	\$ -

Capital Project Expenditures/Expenses

Activity	FY 2021-22	FY 2022-23	FY 2023-24	FY 2024-25	FY 2025-26
Construction	\$ -	\$ 1,900,000	\$ -	\$ -	\$ -
Totals	\$ -	\$ 1,900,000	\$ -	\$ -	\$ -

Impact on Operational Expenditures/Expenses

Activity	FY 2021-22	FY 2022-23	FY 2023-24	FY 2024-25	FY 2025-26
	\$ -	N/A	\$ -	\$ -	\$ -
Totals	\$ -	\$ -	\$ -	\$ -	\$ -

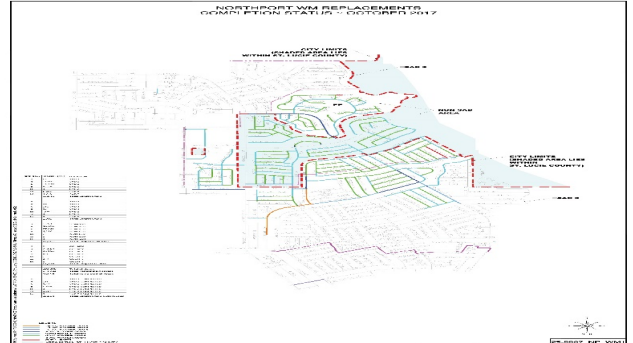
CITY OF PORT ST. LUCIE - **NEW PROJECT** CAPITAL IMPROVEMENT PROJECT REQUEST FORM



PROJECT TYPE: NEW PROJECT PROJECT CHANGE/UPDATE

Department/Division: Utilities
Contact Person: Brad Macek
Phone #/Extension: x6400
Fund Number: 448-3316

Project Title: AC Pipe Replacement
Project Number: TBD
Amount Spent-to-date:



Project Justification

Project Description & Scope: AC pipe replacement. To eliminate aging and fragile water mains.

Purpose: Policy Directives

City Council Goal: High-quality infrastructure and facilities.

Return on Investment (ROI) Considerations

Payback Period (ROI): Project will enhance the quality of life or quality of governmental services for our citizens.

Financial Information

Funding Sources

Funding Type	FY 2021-22	FY 2022-23	FY 2023-24	FY 2024-25	FY 2025-26
Reserves	\$ -	\$ -	\$ -	\$ -	\$ -
Interfund Transfer	-	-	-	-	-
Other Financing Sources	1,000,000	1,000,000	1,000,000	1,000,000	1,000,000
Totals	\$ 1,000,000	\$ 1,000,000	\$ 1,000,000	\$ 1,000,000	\$ 1,000,000

Capital Project Expenditures/Expenses

Activity	FY 2021-22	FY 2022-23	FY 2023-24	FY 2024-25	FY 2025-26
Infrastructure Construction	\$ 1,000,000	\$ 1,000,000	\$ 1,000,000	\$ 1,000,000	\$ 1,000,000
	-	-	-	-	-
Totals	\$ 1,000,000	\$ 1,000,000	\$ 1,000,000	\$ 1,000,000	\$ 1,000,000

Impact on Operational Expenditures/Expenses

Activity	FY 2021-22	FY 2022-23	FY 2023-24	FY 2024-25	FY 2025-26
	N/A	N/A	N/A	N/A	N/A
	-	-	-	-	-
Totals	\$ -	\$ -	\$ -	\$ -	\$ -

CITY OF PORT ST. LUCIE - **NEW PROJECT** CAPITAL IMPROVEMENT PROJECT REQUEST FORM



PROJECT TYPE: NEW PROJECT PROJECT CHANGE/UPDATE

Department/Division: Utilities
Contact Person: Brad Macek
Phone #/Extension: X6400
Fund Number: 448-3512

Project Title: Westport Treatment Plant & Force Main Upgrade
Project Number: Y1728
Amount Spent-to-date:



Project Justification

Project Description & Scope: Upgrade the 6.0 mgd facility to be able to meet nutrient reduction requirements mandated from the state Bmap policy.

Purpose: Policy Directives

City Council Goal: High-quality infrastructure and facilities.

Return on Investment (ROI) Considerations

Payback Period (ROI): Project will enhance the quality of life or quality of governmental services for our citizens.

Financial Information

Funding Sources

Funding Type	FY 2021-22	FY 2022-23	FY 2023-24	FY 2024-25	FY 2025-26
Interfund Transfers	\$ 14,500,000	\$ 10,500,000	\$ -	\$ -	\$ -
Totals	\$ 14,500,000	\$ 10,500,000	\$ -	\$ -	\$ -

Capital Project Expenditures/Expenses

Activity	FY 2021-22	FY 2022-23	FY 2023-24	FY 2024-25	FY 2025-26
Design	\$ 3,675,000	\$ -	\$ -	\$ -	\$ -
Construction	10,825,000	10,500,000	-	-	-
Totals	\$ 14,500,000	\$ 10,500,000	\$ -	\$ -	\$ -

Impact on Operational Expenditures/Expenses

Activity	FY 2021-22	FY 2022-23	FY 2023-24	FY 2024-25	FY 2025-26
	N/A	N/A	N/A	N/A	N/A
	-	-	-	-	-
Totals	\$ -	\$ -	\$ -	\$ -	\$ -


CITY OF PORT ST. LUCIE - **NEW PROJECT** CAPITAL IMPROVEMENT PROJECT REQUEST FORM



PROJECT TYPE: NEW PROJECT PROJECT CHANGE/UPDATE

Department/Division: Utilities
Contact Person: Brad Macek
Phone #/Extension: x6400
Fund Number: 448-3512

Project Title: 4 Million Gallon Upset Tanks 1 and 2
Project Number: TBD
Amount Spent-to-date:



Project Justification

Project Description & Scope: 4 million gallon upset tanks 1 and 2. FDEP will be mandating that only high level disinfected water will be allowed to go down the Westport injection well. These tanks are needed to store out of spec effluent until it can be processed through the treatment system again.

Purpose: Policy Directives

City Council Goal: High-quality infrastructure and facilities.

Return on Investment (ROI) Considerations

Payback Period (ROI): Project will enhance the quality of life or quality of governmental services for our citizens.

Financial Information

Funding Sources					
Funding Type	FY 2021-22	FY 2022-23	FY 2023-24	FY 2024-25	FY 2025-26
Reserves	\$ -	\$ -	\$ -	\$ -	\$ -
Other Financing Sources		600,000	6,000,000	-	3,000,000
Totals	\$ -	\$ 600,000	\$ 6,000,000	\$ -	\$ 3,000,000

Capital Project Expenditures/Expenses					
Activity	FY 2021-22	FY 2022-23	FY 2023-24	FY 2024-25	FY 2025-26
Design	\$ -	\$ 600,000	\$ -	\$ -	\$ -
Construction	-	-	6,000,000	-	3,000,000
Totals	\$ -	\$ 600,000	\$ 6,000,000	\$ -	\$ 3,000,000

Impact on Operational Expenditures/Expenses					
Activity	FY 2021-22	FY 2022-23	FY 2023-24	FY 2024-25	FY 2025-26
	N/A	N/A	N/A	N/A	N/A
Totals	\$ -	\$ -	\$ -	\$ -	\$ -

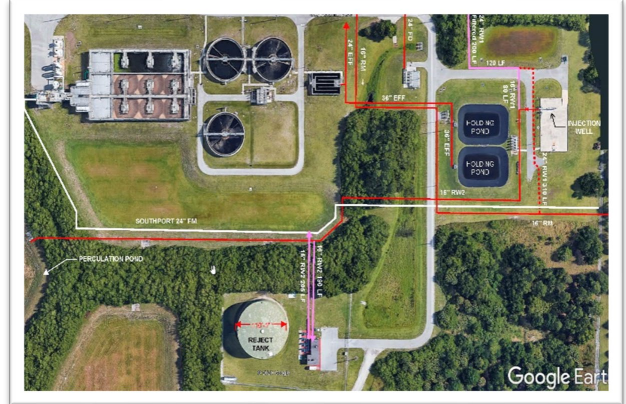
CITY OF PORT ST. LUCIE - **NEW PROJECT** CAPITAL IMPROVEMENT PROJECT REQUEST FORM



PROJECT TYPE: NEW PROJECT PROJECT CHANGE/UPDATE

Department/Division: Utilities
Contact Person: Brad Macek
Phone #/Extension: x6400
Fund Number: 448-3512

Project Title: Reuse to Injection Well to WP Pump Station to Glades
Project Number: TBD
Amount Spent-to-date:



Project Justification

Project Description & Scope: FDEP mandated that by July 2025 all effluent at the Westport Wastewater Treatment Facility be treated to High Level Disinfection prior to disposal down the deep injection well. This project will connect the reuse system with the injection well and a holding tank for out of spec effluent as well as to the Glades Wastewater Treatment Facility for longer upset conditions.

Purpose: Policy Directives

City Council Goal: High-quality infrastructure and facilities.

Return on Investment (ROI) Considerations

Payback Period (ROI): Project will enhance the quality of life or quality of governmental services for our citizens.

Financial Information

Funding Sources

Funding Type	FY 2021-22	FY 2022-23	FY 2023-24	FY 2024-25	FY 2025-26
Interfund Transfers	\$ -	\$ -	\$ -	\$ -	\$ -
Reserves	160,000	906,000	-	-	-
Totals	\$ 160,000	\$ 906,000	\$ -	\$ -	\$ -

Capital Project Expenditures/Expenses

Activity	FY 2021-22	FY 2022-23	FY 2023-24	FY 2024-25	FY 2025-26
Design	\$ 160,000	\$ -	\$ -	\$ -	\$ -
Construction	-	906,000	-	-	-
Totals	\$ 160,000	\$ 906,000	\$ -	\$ -	\$ -

Impact on Operational Expenditures/Expenses

Activity	FY 2021-22	FY 2022-23	FY 2023-24	FY 2024-25	FY 2025-26
	N/A	N/A	N/A	N/A	N/A
Totals	\$ -	\$ -	\$ -	\$ -	\$ -

CITY OF PORT ST. LUCIE - PRICE INCREASE CAPITAL IMPROVEMENT PROJECT REQUEST FORM



PROJECT TYPE: NEW PROJECT PROJECT CHANGE/UPDATE

Department/Division: Utilities
Contact Person: Brad Macek
Phone #/Extension: x6400
Fund Number: 448-3516

Project Title: Tradition Reuse
Project Number: Y1731



Project Justification

Project Description & Scope: Reuse line running 1 mile SW of C24 canal south to Glades Wastewater Booster Pump Station. This is to provide reuse to the Western Grove area and possibly Tradition.

Purpose: Policy Directives

City Council Goal: High-quality infrastructure and facilities.

Return on Investment (ROI) Considerations

Payback Period (ROI): Project will enhance the quality of life or quality of governmental services for our citizens.

Financial Information

Funding Sources

Funding Type	FY 2021-22	FY 2022-23	FY 2023-24	FY 2024-25	FY 2025-26
Other Financing Sources	\$ 3,100,000	\$ -	\$ -	\$ -	\$ -
Totals	\$ 3,100,000	\$ -	\$ -	\$ -	\$ -

Capital Project Expenditures/Expenses

Activity	FY 2021-22	FY 2022-23	FY 2023-24	FY 2024-25	FY 2025-26
Construction	\$ 3,100,000	\$ -	\$ -	\$ -	\$ -
Totals	\$ 3,100,000	\$ -	\$ -	\$ -	\$ -

Impact on Operational Expenditures/Expenses

Activity	FY 2021-22	FY 2022-23	FY 2023-24	FY 2024-25	FY 2025-26
	N/A	\$ -	\$ -	\$ -	\$ -
Totals	\$ -	\$ -	\$ -	\$ -	\$ -

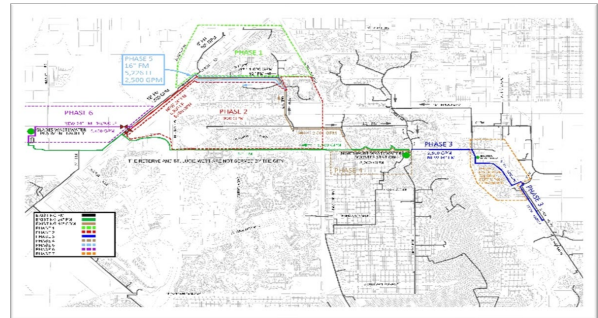
CITY OF PORT ST. LUCIE - **NEW PROJECT** CAPITAL IMPROVEMENT PROJECT REQUEST FORM



PROJECT TYPE: NEW PROJECT PROJECT CHANGE/UPDATE

Department/Division: Utilities
Contact Person: Brad Macek
Phone #/Extension: X6400
Fund Number: 448-3516

Project Title: Northport Booster Pump Force Main to Glades Phase 1-6
Project Number: Y1734
Amount Spent-to-date:



Project Justification

Project Description & Scope: Northport Booster Pump Force Main to Glades Wastewater Treatment Plant - Phase 1-6. Allows more flow to be diverted from the Northport service area to be directed to Glades wastewater plant.

Purpose: Policy Directives

City Council Goal: High-quality infrastructure and facilities.

Return on Investment (ROI) Considerations

Payback Period (ROI): Project will enhance the quality of life or quality of governmental services for our citizens.

Financial Information

Funding Sources

Funding Type	FY 2021-22	FY 2022-23	FY 2023-24	FY 2024-25	FY 2025-26
Other Financing Sources	\$ -	\$ -	\$ -	\$ -	\$ -
Interfund Transfer	4,182,100	2,503,300	5,544,600	3,443,100	-
Reserves	-	-	-	-	-
Totals	\$ 4,182,100	\$ 2,503,300	\$ 5,544,600	\$ 3,443,100	\$ -

Capital Project Expenditures/Expenses

Activity	FY 2021-22	FY 2022-23	FY 2023-24	FY 2024-25	FY 2025-26
Construction	\$ 4,182,100	\$ 2,503,300	\$ 5,544,600	\$ 3,443,100	\$ -
	-	-	-	-	-
	-	-	-	-	-
Totals	\$ 4,182,100	\$ 2,503,300	\$ 5,544,600	\$ 3,443,100	\$ -

Impact on Operational Expenditures/Expenses

Activity	FY 2021-22	FY 2022-23	FY 2023-24	FY 2024-25	FY 2025-26
N/A	N/A	N/A	N/A	N/A	N/A
	-	-	-	-	-
Totals	\$ -	\$ -	\$ -	\$ -	\$ -

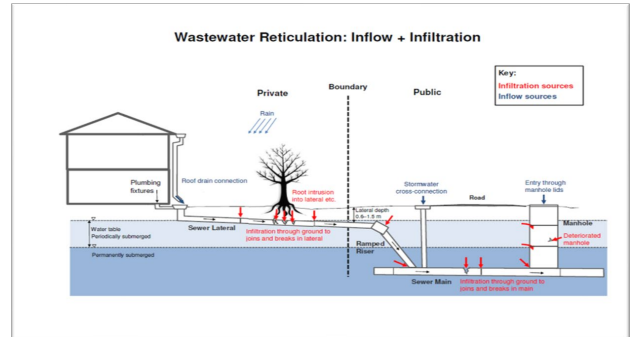
CITY OF PORT ST. LUCIE - NEW PROJECT CAPITAL IMPROVEMENT PROJECT REQUEST FORM



PROJECT TYPE: NEW PROJECT PROJECT CHANGE/UPDATE

Department/Division: Utilities
Contact Person: Brad Macek
Phone #/Extension: x6400
Fund Number: 448-3516

Project Title: Inflow and Infiltration of Gravity Mains
Project Number: TBD
Amount Spent-to-date:



Project Justification

Project Description & Scope: Inflow and Infiltration of Gravity Mains. Reducing ground water infiltration into sewer system in Southport area due to the age of the system.

Purpose: Policy Directives

City Council Goal: High-quality infrastructure and facilities.

Return on Investment (ROI) Considerations

Payback Period (ROI): Project will enhance the quality of life or quality of governmental services for our citizens.

Financial Information

Funding Sources					
Funding Type	FY 2021-22	FY 2022-23	FY 2023-24	FY 2024-25	FY 2025-26
Grant - I & I	\$ -	\$ 3,000,000	\$ 3,000,000	\$ 3,000,000	\$ 3,000,000
Other Financing Sources	1,000,000	1,000,000	-	-	-
Interfund Transfer	-	-	1,000,000	1,000,000	1,000,000
Reserves	-	-	-	-	-
Totals	\$ 1,000,000	\$ 4,000,000	\$ 4,000,000	\$ 4,000,000	\$ 4,000,000

Capital Project Expenditures/Expenses					
Activity	FY 2021-22	FY 2022-23	FY 2023-24	FY 2024-25	FY 2025-26
Infrastructure Construction	\$ 1,000,000	\$ 4,000,000	\$ 4,000,000	\$ 4,000,000	\$ 4,000,000
	-	-	-	-	-
Totals	\$ 1,000,000	\$ 4,000,000	\$ 4,000,000	\$ 4,000,000	\$ 4,000,000

Impact on Operational Expenditures/Expenses					
Activity	FY 2021-22	FY 2022-23	FY 2023-24	FY 2024-25	FY 2025-26
	\$ (2,500)	\$ (2,500)	\$ (2,500)	\$ (2,500)	\$ (2,500)
	-	-	-	-	-
Totals	\$ (2,500)	\$ (2,500)	\$ (2,500)	\$ (2,500)	\$ (2,500)

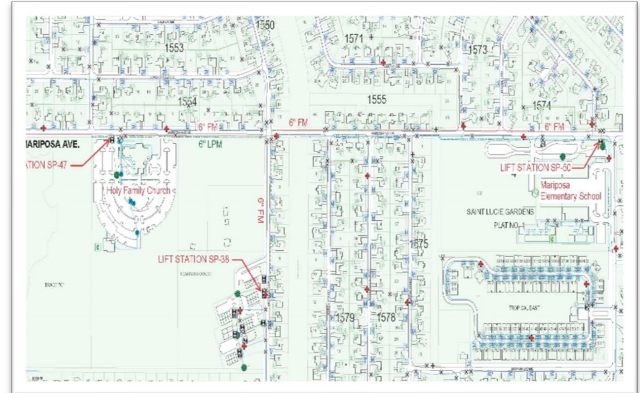
CITY OF PORT ST. LUCIE - **NEW PROJECT** CAPITAL IMPROVEMENT PROJECT REQUEST FORM



PROJECT TYPE: NEW PROJECT PROJECT CHANGE/UPDATE

Department/Division: Utilities
Contact Person: Brad Macek
Phone #/Extension: x6400
Fund Number: 448-3516

Project Title: Mariposa Force Main
Project Number: TBD
Amount Spent-to-date:



Project Justification

Project Description & Scope: SP-27 & SP-50 sewer lift stations were recently upgraded to pump higher flows. This force main project will keep the pressures in the collection system to acceptable level as these flows are increased.

Purpose: Policy Directives

City Council Goal: High-quality infrastructure and facilities.

Return on Investment (ROI) Considerations

Payback Period (ROI): Project will enhance the quality of life or quality of governmental services for our citizens.

Financial Information

Funding Sources

Funding Type	FY 2021-22	FY 2022-23	FY 2023-24	FY 2024-25	FY 2025-26
Reserves	\$ 300,000	\$ -	\$ -	\$ -	\$ -
	-	-	-	-	-
Totals	\$ 300,000	\$ -	\$ -	\$ -	\$ -

Capital Project Expenditures/Expenses

Activity	FY 2021-22	FY 2022-23	FY 2023-24	FY 2024-25	FY 2025-26
Construction	\$ 300,000	\$ -	\$ -	\$ -	\$ -
	-	-	-	-	-
Totals	\$ 300,000	\$ -	\$ -	\$ -	\$ -

Impact on Operational Expenditures/Expenses

Activity	FY 2021-22	FY 2022-23	FY 2023-24	FY 2024-25	FY 2025-26
	N/A	\$ -	\$ -	\$ -	\$ -
	-	-	-	-	-
Totals	\$ -	\$ -	\$ -	\$ -	\$ -

CITY OF PORT ST. LUCIE - **NEW PROJECT** CAPITAL IMPROVEMENT PROJECT REQUEST FORM



PROJECT TYPE: NEW PROJECT PROJECT CHANGE/UPDATE

Department/Division: Utilities
Contact Person: Brad Macek
Phone #/Extension: x6400
Fund Number: 448-3516

Project Title: Naranja Low Pressure Main Phase 1-3
Project Number: TBD
Amount Spent-to-date:



Project Justification

Project Description & Scope: This project will eliminate 3 GDU era low pressure force mains that feed directly into gravity systems. PSLUSD's policy is to reroute these situations directly into another force main or to a lift station. This area has a history of sewer overflows during major rain events.

Purpose: Policy Directives

City Council Goal: High-quality infrastructure and facilities.

Return on Investment (ROI) Considerations

Payback Period (ROI): Project will enhance the quality of life or quality of governmental services for our citizens.

Financial Information

Funding Sources

Funding Type	FY 2021-22	FY 2022-23	FY 2023-24	FY 2024-25	FY 2025-26
Reserves	\$ 159,529	\$ -	\$ -	\$ -	\$ -
	-	-	-	-	-
Totals	\$ 159,529	\$ -	\$ -	\$ -	\$ -

Capital Project Expenditures/Expenses

Activity	FY 2021-22	FY 2022-23	FY 2023-24	FY 2024-25	FY 2025-26
Construction	\$ 159,529	\$ -	\$ -	\$ -	\$ -
	-	-	-	-	-
Totals	\$ 159,529	\$ -	\$ -	\$ -	\$ -

Impact on Operational Expenditures/Expenses

Activity	FY 2021-22	FY 2022-23	FY 2023-24	FY 2024-25	FY 2025-26
	N/A	\$ -	\$ -	\$ -	\$ -
	-	-	-	-	-
Totals	\$ -	\$ -	\$ -	\$ -	\$ -

CITY OF PORT ST. LUCIE - **NEW PROJECT** CAPITAL IMPROVEMENT PROJECT REQUEST FORM

PROJECT TYPE: NEW PROJECT PROJECT CHANGE/UPDATE

Department/Division: Utilities
Contact Person: Brad Macek
Phone #/Extension: x6400
Fund Number: 448-3516

Project Title: Club Med Force Main Phase 2 and 3
Project Number: TBD
Amount Spent-to-date:



Project Justification

Project Description & Scope: This force main project will replace the aging GDU era asbestos force main running through the Club Med Golf course. This force main has recently experienced multiple failures.

Purpose: Policy Directives

City Council Goal: High-quality infrastructure and facilities.

Return on Investment (ROI) Considerations

Payback Period (ROI): Project will enhance the quality of life or quality of governmental services for our citizens.

Financial Information

Funding Sources

Funding Type	FY 2021-22	FY 2022-23	FY 2023-24	FY 2024-25	FY 2025-26
Interfund Transfer	\$ -	\$ -	\$ -	\$ -	\$ -
Reserves	-	104,000	129,000	-	-
Totals	\$ -	\$ 104,000	\$ 129,000	\$ -	\$ -

Capital Project Expenditures/Expenses

Activity	FY 2021-22	FY 2022-23	FY 2023-24	FY 2024-25	FY 2025-26
Construction	\$ -	\$ 104,000	\$ 129,000	\$ -	\$ -
	-	-	-	-	-
Totals	\$ -	\$ 104,000	\$ 129,000	\$ -	\$ -

Impact on Operational Expenditures/Expenses

Activity	FY 2021-22	FY 2022-23	FY 2023-24	FY 2024-25	FY 2025-26
	\$ -	N/A	N/A	\$ -	\$ -
	-	-	-	-	-
Totals	\$ -	\$ -	\$ -	\$ -	\$ -