

Port St. Lucie, FL

The National Community Survey

Report of Results
2024

Report by:



Visit us online!
www.polco.us



National Research Center at Polco is a charter member of the AAPOR Transparency Initiative, providing clear disclosure of our sound and ethical survey research practices.

About The NCS™

The National Community Survey™ (The NCS™) report is about the “livability” of Port St. Lucie. A livable community is a place that is not simply habitable, but that is desirable. It is not only where people do live, but where they want to live. The survey was developed by the experts from National Research Center at Polco.

Great communities are partnerships of the government, private sector, community-based organizations and residents, all geographically connected. The NCS captures residents’ opinions considering ten central facets of a community:

- Economy
- Mobility
- Community Design
- Utilities
- Safety
- Natural Environment
- Parks and Recreation
- Health and Wellness
- Education, Arts, and Culture
- Inclusivity and Engagement



POWERED BY POLCO



The report provides the opinions of a representative sample of 334 residents of the City of Port St. Lucie collected from January 23rd, 2024 to February 27th, 2024. The margin of error around any reported percentage is 5% for all respondents and the response rate for the 2024 survey was 11%. Survey results were weighted so that the demographic profile of respondents was representative of the demographic profile of adults in Port St. Lucie.



How the results are reported

For the most part, the percentages presented in the following tabs represent the “percent positive.” Most commonly, the percent positive is the combination of the top two most positive response options (i.e., excellent/good, very safe/somewhat safe, etc.). On many of the questions in the survey respondents may answer “don’t know.” The proportion of respondents giving this reply is shown in the full set of responses included in the tab “Complete data.” However, these responses have been removed from the analyses presented in most of the tabs. In other words, the tables and graphs display the responses from respondents who had an opinion about a specific item.

Comparisons to benchmarks

NRC’s database of comparative resident opinion is comprised of resident perspectives gathered in surveys from over 500 communities whose residents evaluated the same kinds of topics on The National Community Survey. The comparison evaluations are from the most recent survey completed in each community in the last five years. NRC adds the latest results quickly upon survey completion, keeping the benchmark data fresh and relevant. The communities in the database represent a wide geographic and population range. In each tab, Port St. Lucie’s results are noted as being “higher” than the benchmark, “lower” than the benchmark, or “similar” to the benchmark, meaning that the average rating given by Port St. Lucie residents is statistically similar to or different (greater or lesser) than the benchmark. Being rated as “higher” or “lower” than the benchmark means that Port St. Lucie’s average rating for a particular item was more than 10 points different than the benchmark. If a rating was “much higher” or “much lower,” then Port St. Lucie’s average rating was more than 20 points different when compared to the benchmark.

Trends over time

Trend data for Port St. Lucie represent important comparison data and should be examined for improvements or declines.¹ Deviations from stable trends over time represent opportunities for understanding how local policies, programs, or public information may have affected residents’ opinions. Changes between survey years have been noted with an arrow and the percent difference. If the difference is greater than 7% percentage points between the 2023 and 2024 surveys, the change is statistically significant.

1. In 2020, The NCS survey was updated to include new and refreshed items. Consequently, some of the trends may be impacted due to wording modifications that could have potentially altered the meaning of the item for the respondent.

Methods

Selecting survey recipients

All households within the City of Port St. Lucie were eligible to participate in the survey. A list of all households within the zip codes serving Port St. Lucie was purchased from Polco's mailing vendor, Go-Dog Direct, based on updated listings from the United States Postal Service. Since some of the zip codes that serve the City of Port St. Lucie households may also serve addresses that lie outside of the community, the exact geographic location of each housing unit was compared to community boundaries using the most current municipal boundary file. Addresses located outside of the City of Port St. Lucie boundaries were removed from the list of potential households to survey. Each address identified as being within city boundaries was further identified as being within one of the four areas. From that list, addresses were randomly selected as survey recipients, with multi-family housing units (defined as those with a unit number) sampled at a rate of 5:3 compared to single family housing units.

An individual within each household was randomly selected using the "birthday method". The birthday method selects a person within the household by asking the "person who most recently had a birthday" to complete the questionnaire. The underlying assumption in this method is that day of birth has no relationship to the way people respond to surveys. This instruction was contained in the introduction of the survey.

Conducting the survey

The 3,000 randomly selected households received mailings beginning on January 23rd, 2024 and data collection for the survey remained open for five weeks. The first mailing was a postcard inviting the household to participate in the survey. The next mailing contained a cover letter with instructions, the survey questionnaire, and a postage-paid return envelope. All mailings included a web link to give residents the opportunity to respond to the survey online, as well as QR codes to further encourage participation. All follow-up mailings asked those who had not completed the survey to do so, and those who had already done so to refrain from completing the survey again.

The survey was available in English and Spanish. All mailings contained paragraphs in both languages instructing participants on how to complete the survey in their preferred language.

About 2% of the 3,000 mailed invitations or surveys were returned because the household address was vacant or the postal service was unable to deliver the survey as addressed. Of the remaining 2,932 households that received the invitations to participate, 334 completed the survey, providing an overall response rate of 11%. The response rate was calculated using AAPOR's response rate #2 for mailed surveys of unnamed persons.²

It is customary to describe the precision of estimates made from surveys by a "level of confidence" and accompanying "confidence interval" (or margin of error). A traditional level of confidence, and the one used here, is 95%. The 95% confidence interval can be any size and quantifies the sampling error or imprecision of the survey results because some residents' opinions are relied on to estimate all residents' opinions. The margin of error for the City of Port St. Lucie survey is no greater than plus or minus 5.4 percentage points around any given percent reported for all respondents (334 completed surveys).

In addition to the randomly selected "probability sample" of households, a link to an online open-participation survey was publicized by the City of Port St. Lucie. The open-participation survey was identical to the random sample survey, with two small updates; it asked a question to confirm the respondent was a resident of Port St. Lucie and also a question about where they heard about the survey. The open-participation survey was open to all city residents and became available on February 6th, 2024. The survey remained open for 2 weeks. The data presented in the following tabs exclude the open participation survey data, but a tab at the end provides the complete frequency of responses to questions by the open-participation respondents.

Analyzing the data

Responses from mailed surveys were entered into an electronic dataset using a “key and verify” method, where all responses are entered twice and compared to each other. Any discrepancies were resolved in comparison to the original survey form. Range checks as well as other forms of quality control were also performed. Responses from surveys completed on Polco were downloaded and merged with the mailed survey responses.

The demographics of the survey respondents were compared to those found in the 2020 Census and 2022 American Community Survey estimates for adults in the City of Port St. Lucie. The primary objective of weighting survey data is to make the survey respondents reflective of the larger population of the community. The characteristics used for weighting were age, sex, race, Hispanic origin, housing type, housing tenure, and area. No adjustments were made for design effects. Weights were calculated using an iterative, multiplicative raking model known as the ANES Weighting Algorithm.³ The results of the weighting scheme for the probability sample are presented in the following table.

NRC aligns demographic labels with those used by the U.S. Census for reporting purposes, when possible. Some categories (e.g., age, race/Hispanic origin, housing type, and length of residency) are combined into smaller subgroups.

		Unweighted	Weighted	Target ⁴
Age	18-34	3%	17%	24%
	35-54	24%	34%	32%
	55+	73%	49%	44%
Area	Area 1	21%	23%	24%
	Area 2	30%	29%	27%
	Area 3	24%	26%	24%
	Area 4	25%	22%	25%
Hispanic origin	No, not of Hispanic, Latino/a/x, or Spanish or..	86%	79%	79%
	Yes, I consider myself to be of Hispanic, Lati..	14%	21%	21%
Housing tenure	Own	95%	83%	83%
	Rent	5%	17%	17%
Housing type	Attached	10%	12%	11%
	Detached	90%	88%	89%
Race & Hispanic origin	Not white alone	25%	48%	44%
	White alone, not Hispanic or Latino	75%	52%	56%
Sex	Man	50%	44%	48%
	Woman	50%	56%	52%
Sex/age	Man 18-34	1%	5%	12%
	Man 35-54	12%	17%	15%
	Man 55+	38%	23%	21%
	Woman 18-34	2%	12%	12%
	Woman 35-54	13%	18%	16%

Woman 55+	34%	26%	23%
-----------	-----	-----	-----

The survey datasets were analyzed using all or some of a combination of the Statistical Package for the Social Sciences (SPSS), R, Python and Tableau. For the most part, the percentages presented in the reports represent the “percent positive.” The percent positive is the combination of the top two most positive response options (i.e., excellent/good, very safe/somewhat safe, essential/very important, etc.), or, in the case of resident behaviors/participation, the percent positive represents the proportion of respondents indicating “yes” or participating in an activity at least once a month.

On many of the questions in the survey respondents may answer “don’t know.” The proportion of respondents giving this reply is shown in the full set of responses included in the tab “Complete data”. However, these responses have been removed from the analyses presented in the reports. In other words, the tables and graphs display the responses from respondents who had an opinion about a specific item.

Contact

The City of Port St. Lucie funded this research. Please contact the City of Port St. Lucie if you have any questions about the survey.

Study Limitations

All public opinion research is subject to unmeasured error. While the methodologies employed for this survey were designed to minimize this error as much as possible, these other sources of potential error should be acknowledged. **Non-response error** arises when those who were selected to participate in the survey did not do so, and may have different opinions or experiences than those who did respond. **Coverage error** refers to the possibility that some respondents that should have been included in the surveyed population were not (e.g., for a general resident survey, USPS mailing lists may exclude certain types of housing units, such as multi-family buildings where mail is delivered to a common area rather than to a specific unit (though this is rare), or where mail is received at a PO box instead of the at household's physical location. Finally, **recall bias** occurs when respondents may not perfectly remember their experiences in the past year (such as participation in social or civic events), and **social desirability bias** may cause respondents to answer in ways they think cast their responses in a more favorable light.

Survey Validity

See the Polco Knowledge Base article on survey validity at <https://info.polco.us/knowledge/statistical-vali>

2. See AAPOR's Standard Definitions for more information at <https://aapor.org/standards-and-ethics/standard-definitions/>
3. Pasek, J. (2014). ANES Weighting Algorithm. Retrieved from <https://surveyinsights.org/wp-content/uploads/2014/07/Full-anesrake-paper.pdf>
4. Targets come from the 2020 Census and 2022 American Community Survey

Key Findings

Residents continue to experience a high quality of life and feel safe in Port St. Lucie.

About 7 in 10 residents gave high ratings to Port St. Lucie as a place to live, raise children, and retire. A similar proportion would recommend living in Port St. Lucie to someone who asks, and roughly 8 in 10 respondents planned to remain in the city for the next five years. About 61% offered favorable reviews to Port St. Lucie's overall image or reputation.

The high quality of life experienced in Port St. Lucie is likely influenced by the sense of safety in the community. Roughly three-quarters applauded the overall feeling of safety in the city. A higher proportion, about 9 in 10, reported feeling safe in their neighborhood and Port St. Lucie's commercial areas during the day. About 8 in 10 indicated feeling safe from property crime and violent crime, while 7 in 10 felt safe from fire, flood, or other natural disaster. In terms of safety services, about 8 in 10 participants positively evaluated police services and fire services. Three-quarters gave high marks to emergency preparedness, while 7 in 10 did the same for fire prevention and education.

Mobility remains a challenge for the City, but public transportation is on the rise.

In a unique open-ended question posed by Port St. Lucie, residents were asked to provide three key priorities for the City to focus on in the next year. Answers related to traffic (e.g., congestion, speeding enforcement, parking, etc.) were most common, with one-third of respondents prioritizing this area. Roads (e.g., repairs, widening projects, etc.) and general mobility (e.g., public transportation development, streetlights, sidewalks) were also among the top answers. In the standard mobility-related survey questions, many significant declines were seen. The overall quality of the transportation system dropped from 35% in 2023 to 28% in 2024. Ratings related to travel by car trended downward, including traffic flow on major streets (17% in 2024; 26% in 2023; 17% in 2024), ease of travel by car (48% in 2023; 35% in 2024), and ease of public parking (65% in 2023; 52% in 2024). When considering alternate mode of transportation, the ease of travel by bicycle fell from 34% in 2023 to 23% in 2024. In contrast, ratings related to public transportation increased, including bus or transit services (35% in 2024; 26% in 2023) and ease of public transportation (25% in 2024; 14% in 2023), indicating increased satisfaction.

Residents raise concerns about community design and housing.

While ratings related to community design generally remained stable since last year, relatively low scores in this area indicate a need for additional focus. About 4 in 10 approved of the overall design or layout of residential and commercial areas. Additionally, well-designed neighborhoods were positively rated by roughly 4 in 10, while just 3 in 10 favorably reviewed well-planned residential and commercial growth. The overall quality of new development was appreciated by roughly half. Only about 2 in 10 residents approved of the availability of affordable quality housing in Port St. Lucie. In the open-ended question where residents were asked to provide priorities for the City to focus on, residents emphasized a need for controlling growth (e.g., community design, cost of living, affordable housing, etc.).

Port St. Lucie's natural environment is highly valued by residents.

Residents offered relatively high ratings of importance (89% essential or very important) and quality (62% excellent or good) to the City's overall quality of natural environment, suggesting that it is both a priority and a strength for the community. A strong proportion, about three-quarters, offered excellent or good reviews of the city's cleanliness and air quality. About 7 in 10 favorably rated the water resources. The preservation of natural areas was rated highly by about half of respondents. While most items in this facet remained stable with 2023 results, residents showed higher levels of satisfaction this year with the city's recycling and yard waste pick-up services (68% and 63%, respectively). When asked whether they would be willing to pay an additional estimated \$131 per year for twice a week trash collection, nearly 9 in 10 residents indicated that they would not.

Facets of livability

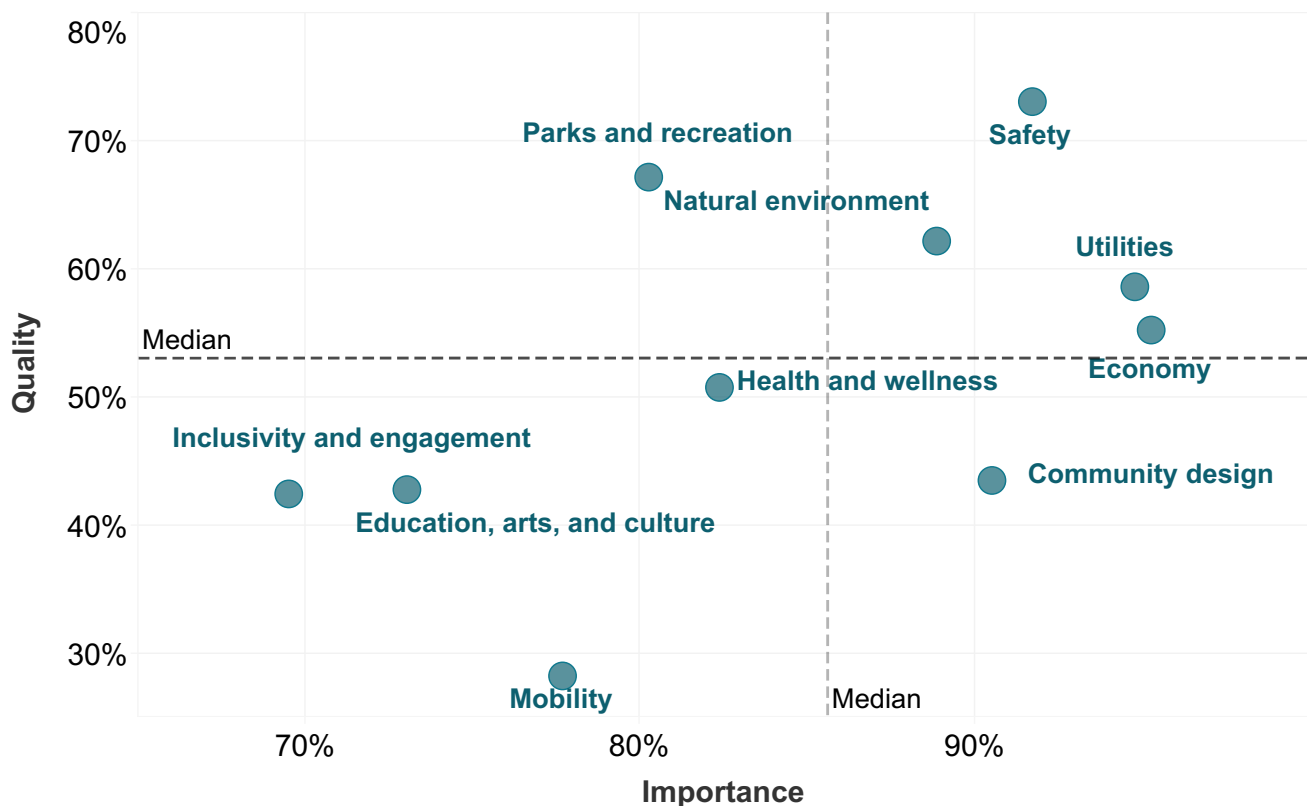
Every jurisdiction must balance limited resources while meeting resident needs and striving to optimize community livability. To this end, it is helpful to know what aspects of the community are most important to residents and which they perceive as being of higher or lower quality. It is especially helpful to know when a facet of livability is considered of high importance but rated as lower quality, as this should be a top priority to address.

Quality-Importance Matrix

To help guide City staff and officials with decisions on future resource allocation, resident ratings of the *importance* of facets were compared to their ratings of the *quality* of these facets. To identify the services perceived by residents to have relatively lower quality at the same time as relatively higher importance, all facets were ranked from highest perceived quality to lowest perceived quality and from highest perceived importance to lowest perceived importance. Some facets were in the top half of both lists (higher quality and higher importance); some were in the top half of one list but the bottom half of the other (higher quality and lower importance or lower quality and higher importance); and some facets were in the bottom half of both lists.

56% or more of respondents were considered of “higher quality” and those with ratings lower than 56% were considered to be of “lower quality.” Services were classified as “more important” if they were rated as essential or very important by 83% or more of respondents. Services were rated as “less important” if they received a rating of less than 83%. This classification uses the median ratings for quality and importance to divide the services in half.

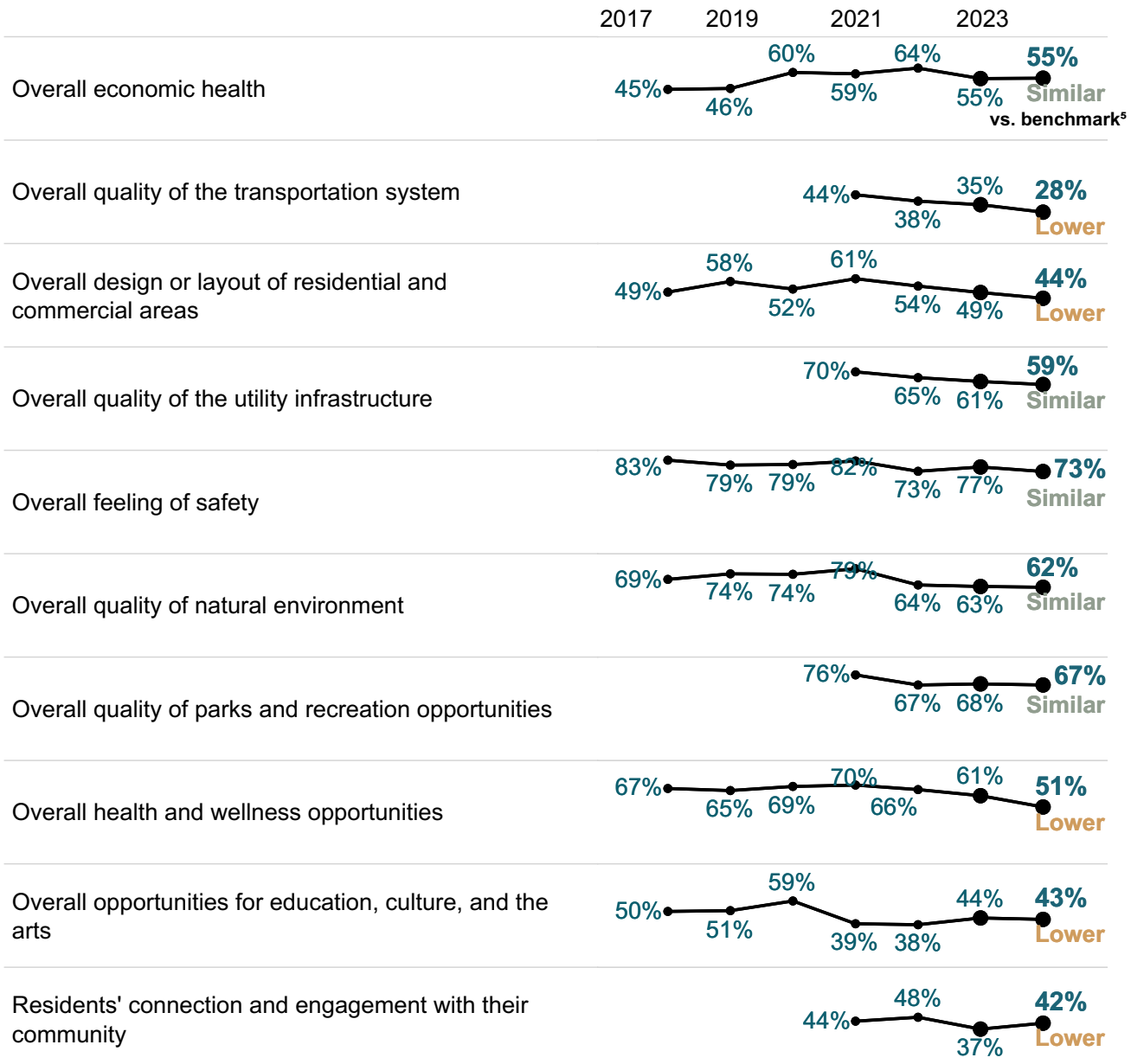
The quadrants in the figure below show which community facets were given higher or lower importance ratings (right-left) and which had higher or lower quality ratings (up-down). Facets of livability falling closer to a diagonal line from the lower left to the upper right are those where performance ratings are more commensurate with resident priorities. Facets scoring closest to the lower right hand corner of the matrix (higher in importance and lower in quality) are those that may warrant further investigation to see if changes to their delivery are necessary to improve their performance. This is the key part of this chart on which to focus. Facets falling in the top left hand corner of the chart (lower in importance but higher in quality) are areas where performance may outscore resident priorities, and may be a consideration for lower resource allocation.



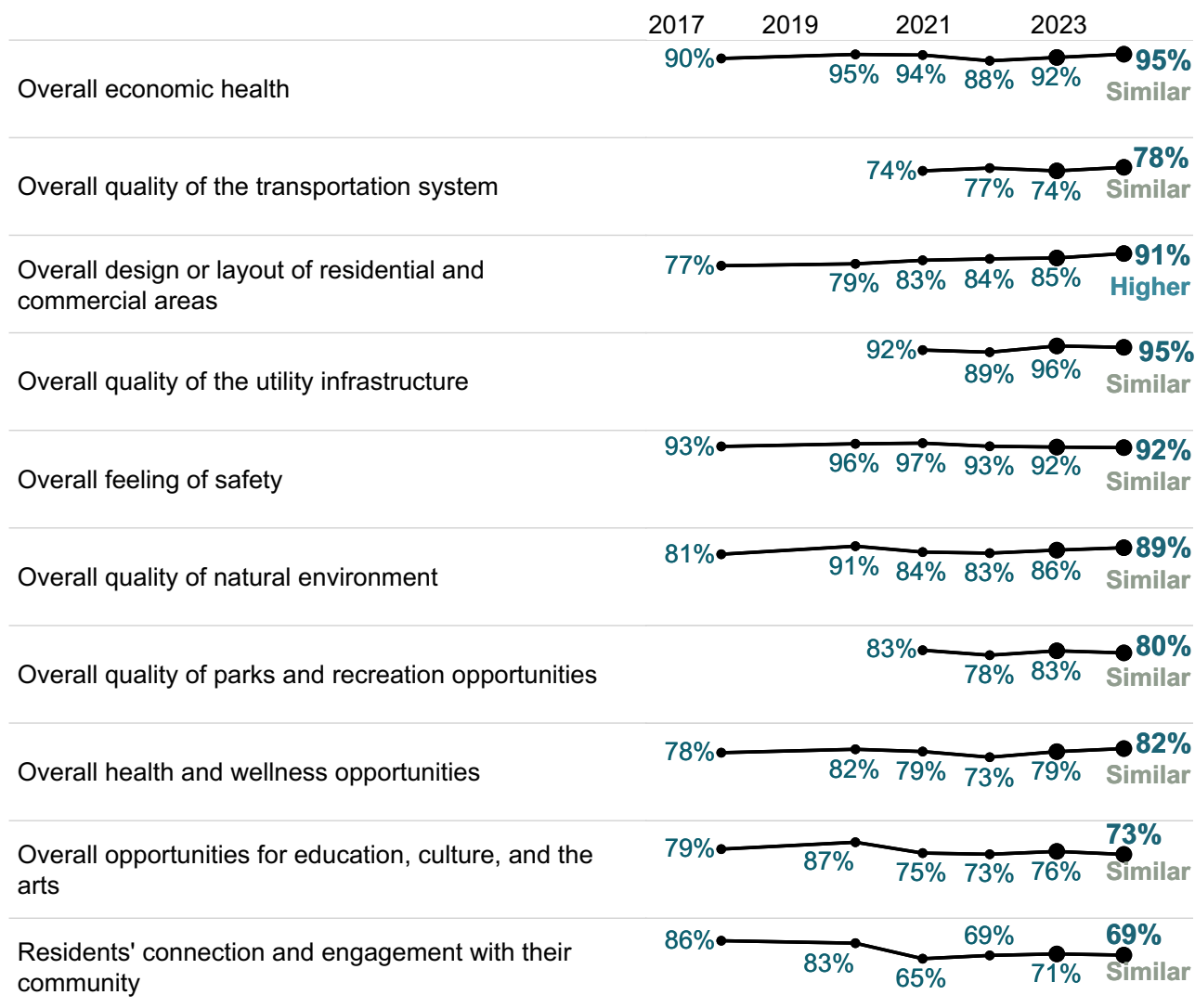
Quality and Importance by the Numbers

The charts below show the proportion of residents who rated the community facets positively for quality and the priority (importance) placed on each. Also displayed is whether local ratings were lower, similar, or higher than communities across the country (the national benchmark).

Please rate each of the following characteristics as they relate to Port St. Lucie as a whole.
(% excellent or good)



Please rate how important, if at all, you think it is for the Port St. Lucie community to focus on each of the following in the coming two years.
(% essential or very important)

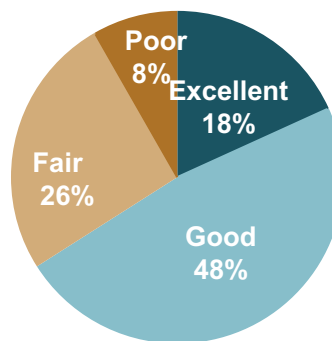


5. Comparison to the national benchmark is shown. If no comparison is available, this is left blank.

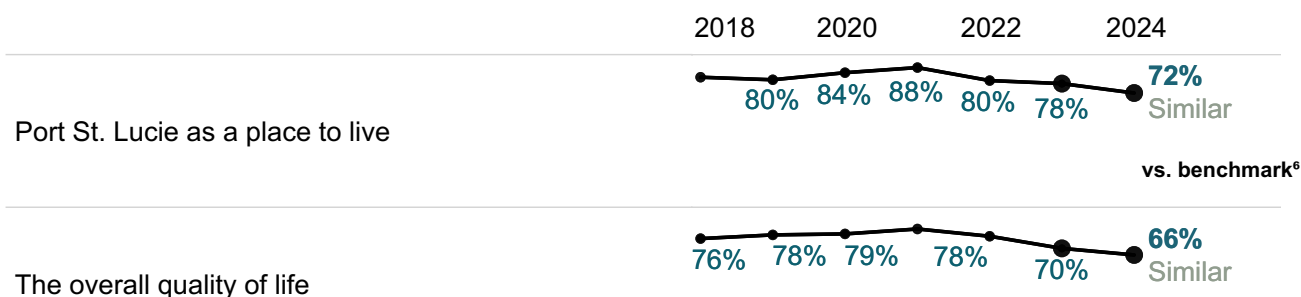
Quality of Life

Measuring community livability starts with assessing the quality of life of those who live there, and ensuring that the community is attractive, accessible, and welcoming to all.

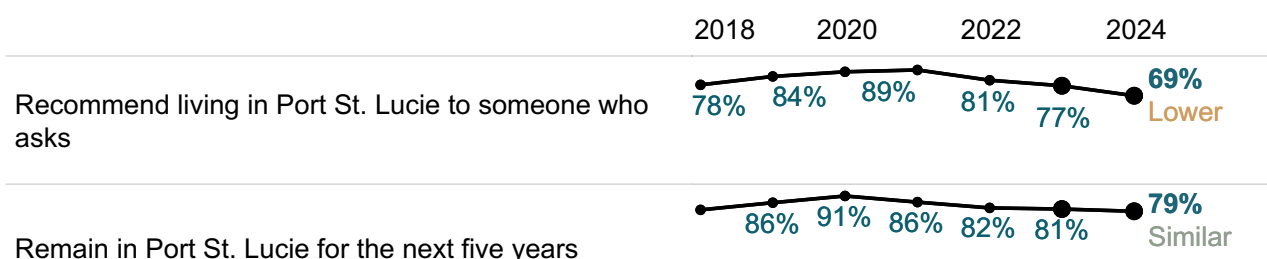
The overall quality of life in Port St. Lucie, 2023




Please rate each of the following aspects of quality of life in Port St. Lucie.
(% excellent or good)



Please indicate how likely or unlikely you are to do each of the following.
(% very or somewhat likely)



Please rate each of the following in the Port St. Lucie community.
(% excellent or good)

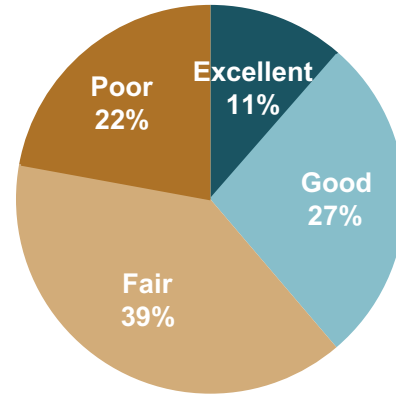


6. Comparison to the national benchmark is shown. If no comparison is available, this is left blank.

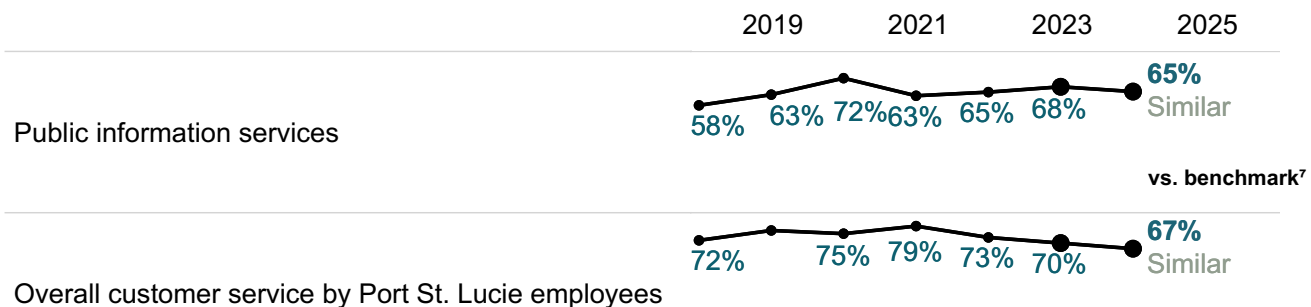
Governance

Strong local governments produce results that meet the needs of residents while making the best use of available resources, and are responsive to the present and future needs of the community as a whole.

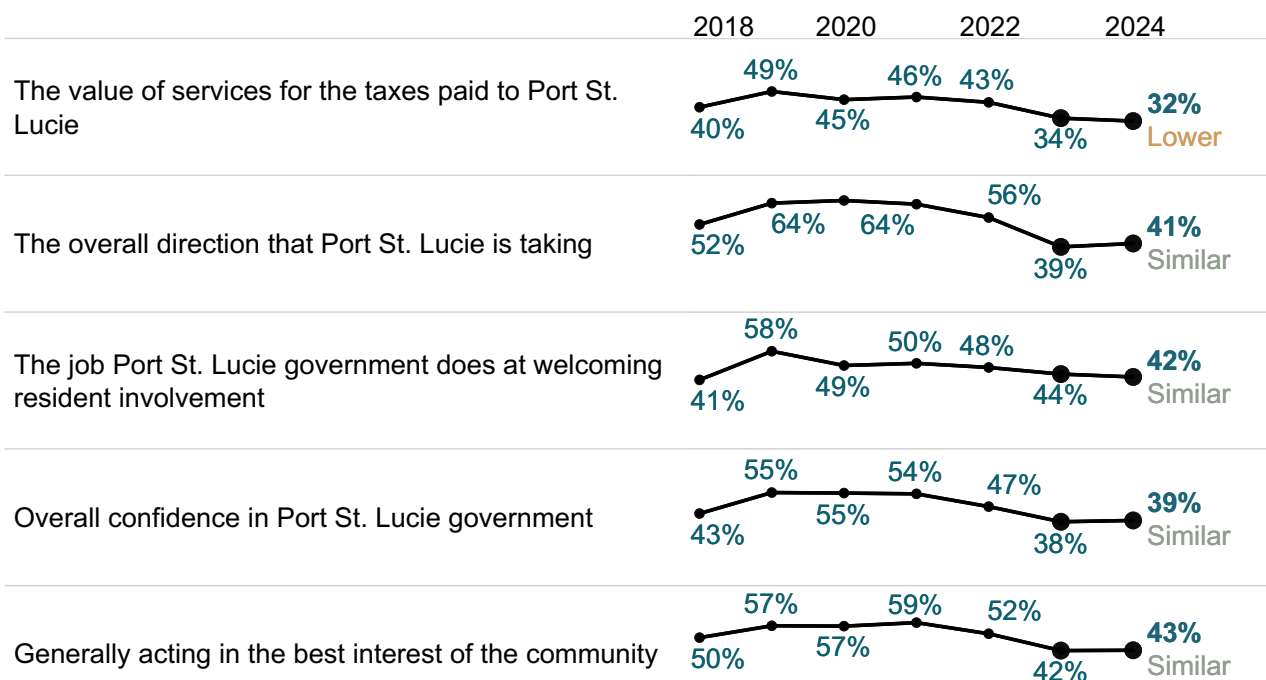
Overall confidence in Port St. Lucie government, 2023

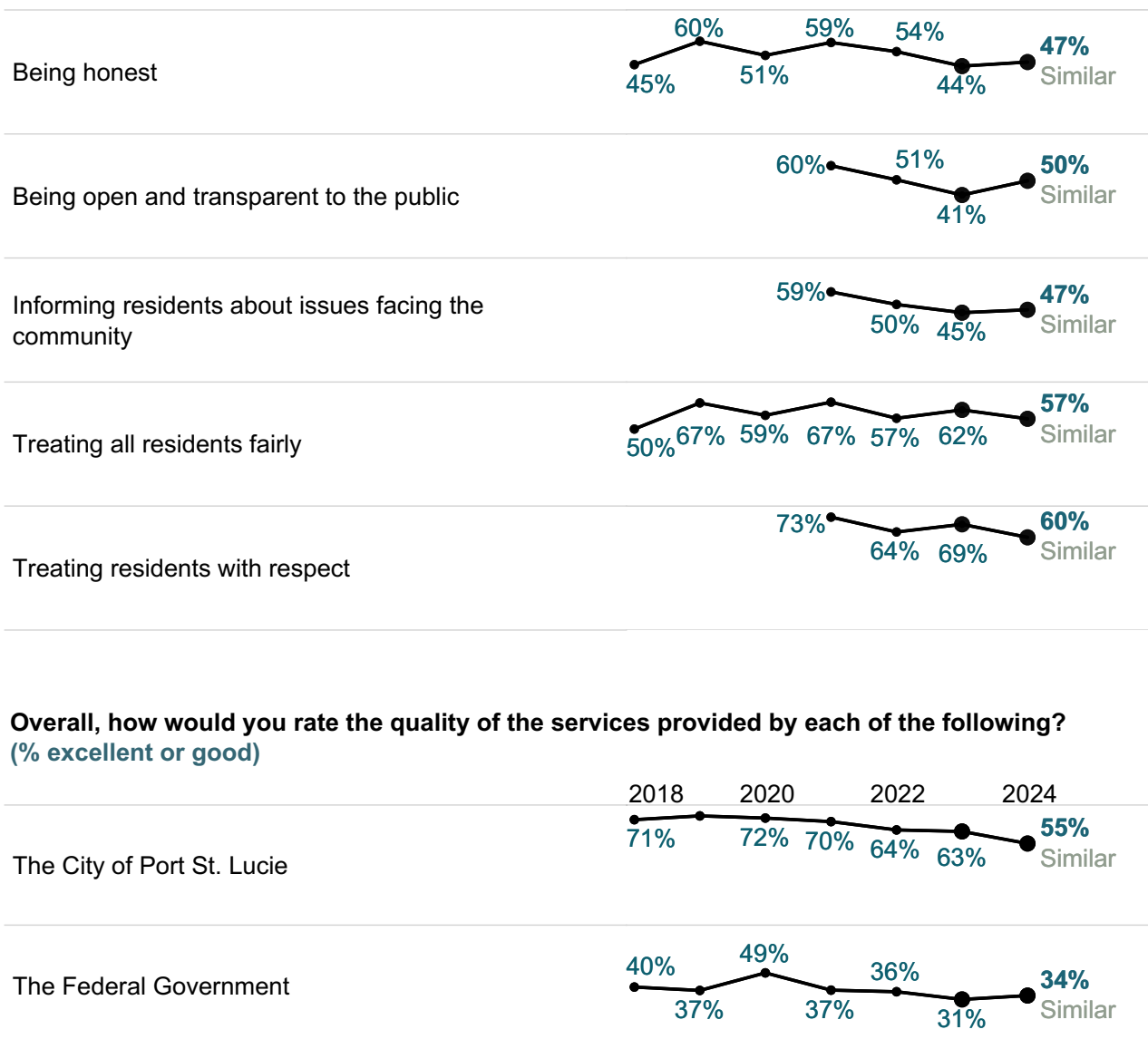


Please rate the quality of each of the following services in Port St. Lucie.
(% excellent or good)



Please rate the following categories of Port St. Lucie government performance.
(% excellent or good)





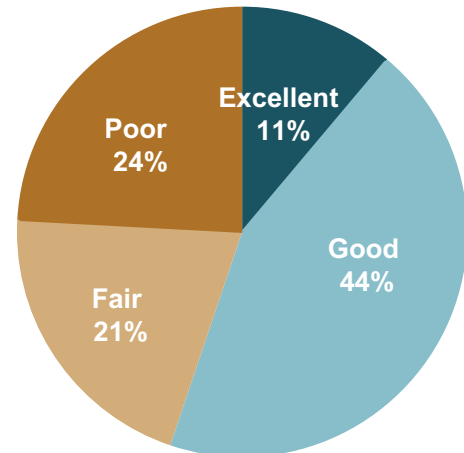
7. Comparison to the national benchmark is shown. If no comparison is available, this is left blank.



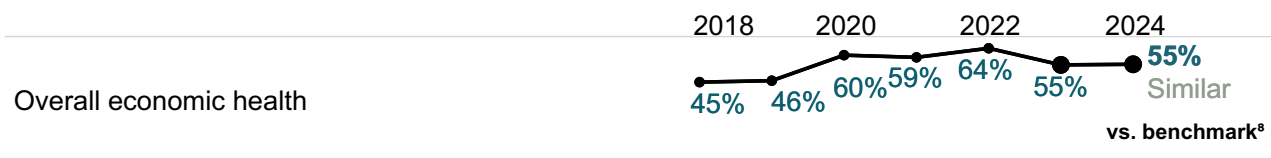
Overall economic health of Port St. Lucie, 2023

Economy

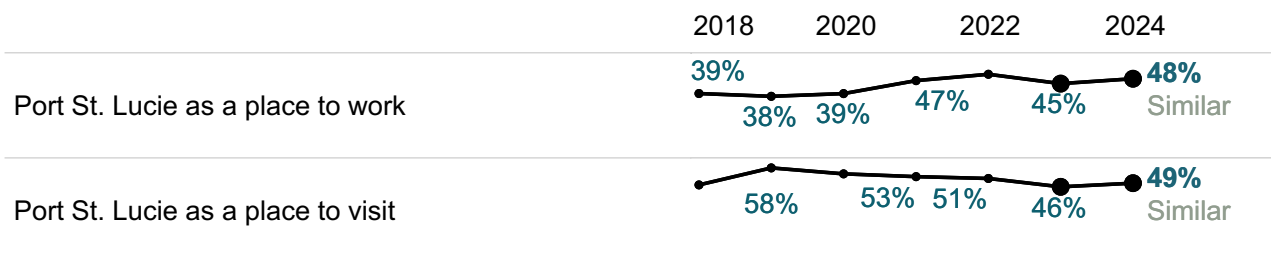
Local governments work together with private and nonprofit businesses, and with the community at large, to foster sustainable growth, create jobs, and promote a thriving local economy.




Please rate each of the following characteristics as they relate to Port St. Lucie as a whole.
(% excellent or good)




Please rate each of the following aspects of quality of life in Port St. Lucie.
(% excellent or good)

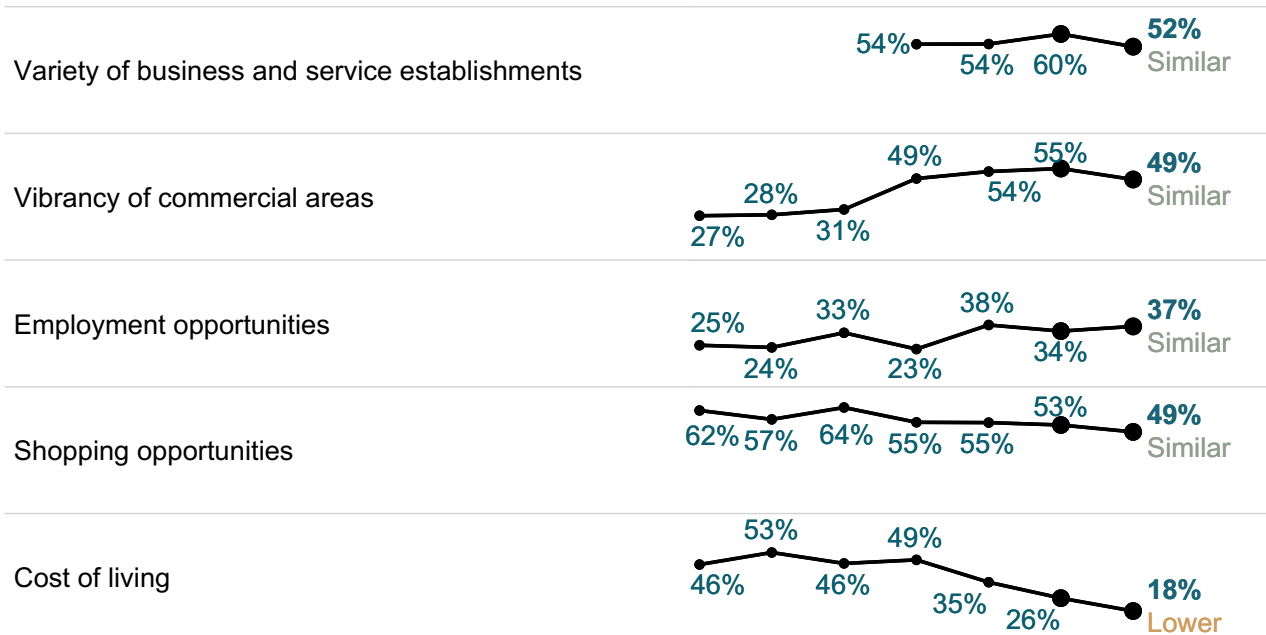


Please rate the quality of each of the following services in Port St. Lucie.
(% excellent or good)

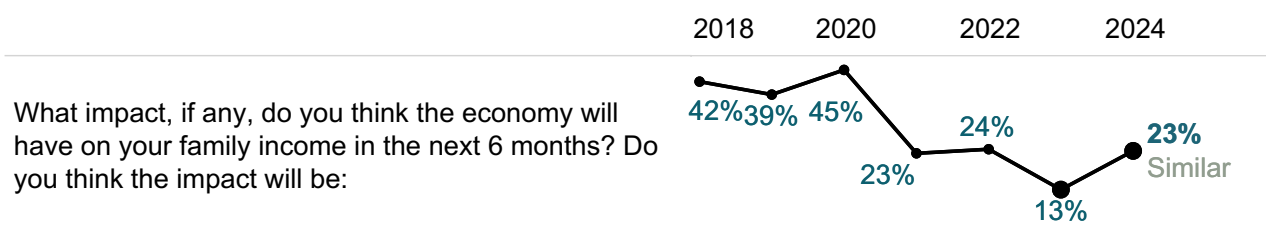


Please rate each of the following in the Port St. Lucie community.
(% excellent or good)





What impact, if any, do you think the economy will have on your family income in the next 6 months? Do you think the impact will be:
 (% very or somewhat positive)

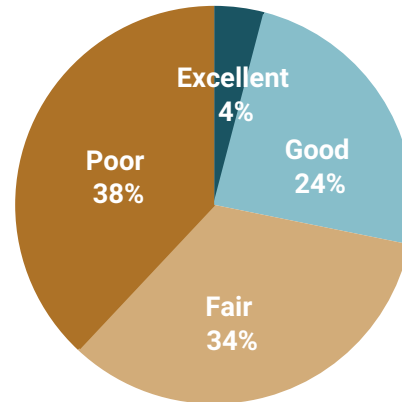


8. Comparison to the national benchmark is shown. If no comparison is available, this is left blank.

Overall quality of the transportation system in Port St. Lucie, 2023

Mobility

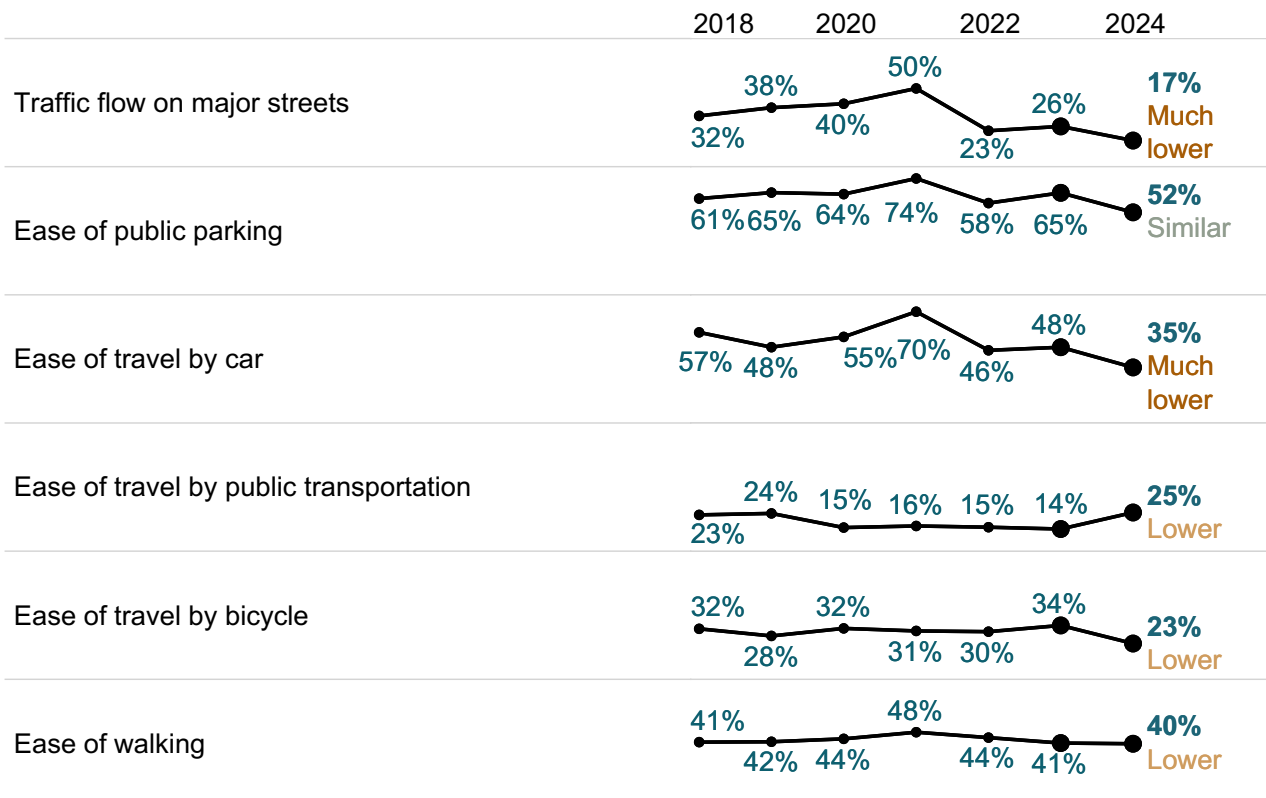
The ease with which residents can move about their communities, whether for commuting, leisure, or recreation, plays a major role in the quality of life for all who live, work, and play in the community.



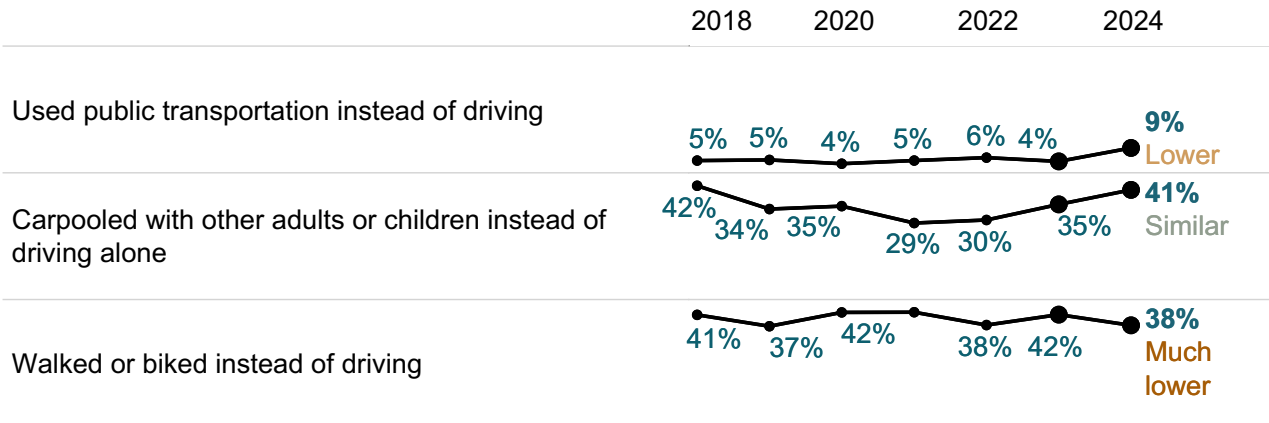
Please rate each of the following characteristics as they relate to Port St. Lucie as a whole.
(% excellent or good)



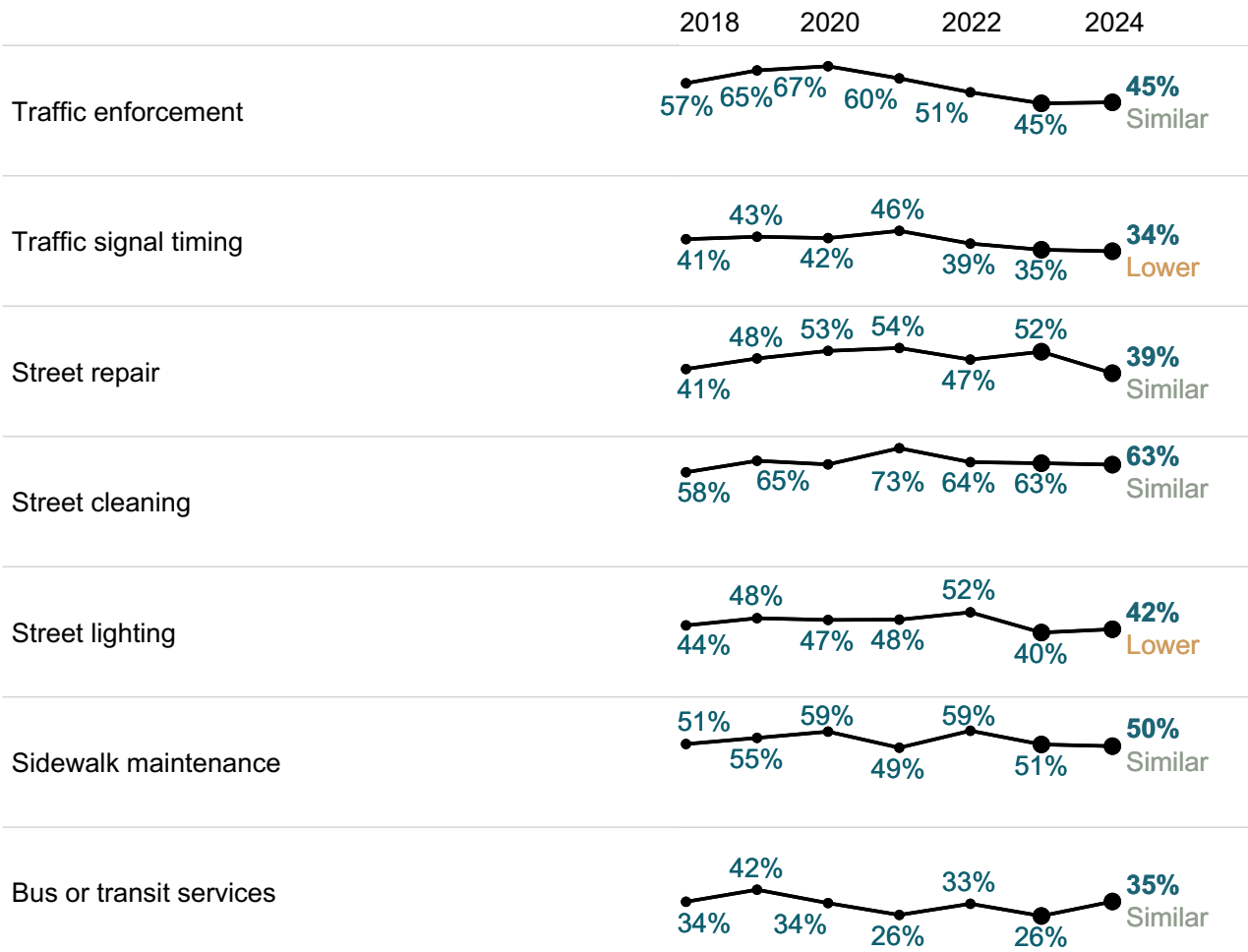
Please also rate each of the following in the Port St. Lucie community.
(% excellent or good)



Please indicate whether or not you have done each of the following in the last 12 months.
 (% yes)



Please rate the quality of each of the following services in Port St. Lucie.
 (% excellent or good)

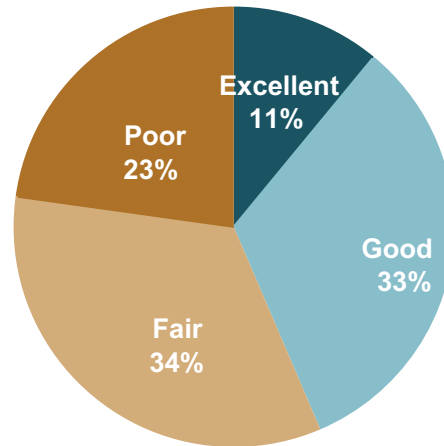


9. Comparison to the national benchmark is shown. If no comparison is available, this is left blank.


Overall design or layout of Port St. Lucie's residential and commercial areas, 2023

Community Design

A well-designed community enhances the quality of life for its residents by encouraging smart land use and zoning, ensuring that affordable housing is accessible to all, and providing access to parks and other green spaces.



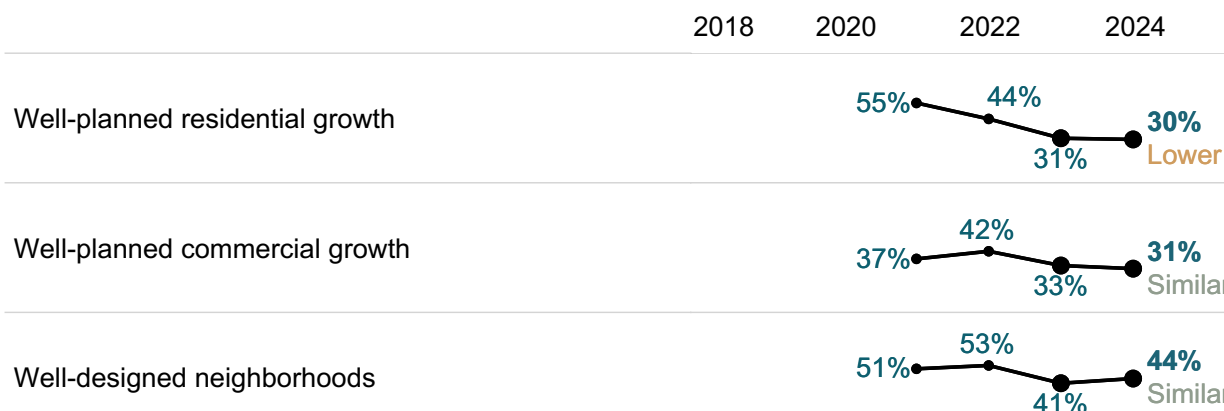
Please rate each of the following characteristics as they relate to Port St. Lucie as a whole.
(% excellent or good)



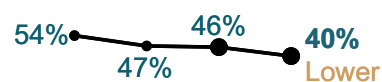
Please rate each of the following aspects of quality of life in Port St. Lucie.
(% excellent or good)



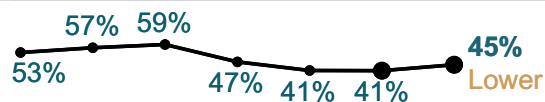
Please also rate each of the following in the Port St. Lucie community.
(% excellent or good)



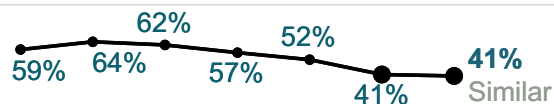
Preservation of the historical or cultural character of the community



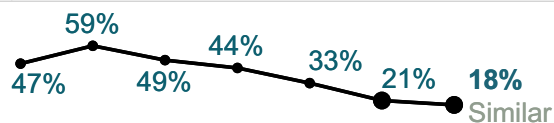
Public places where people want to spend time



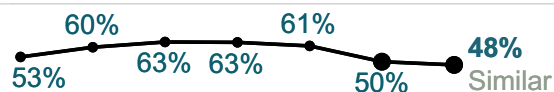
Variety of housing options



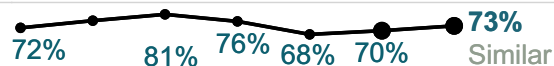
Availability of affordable quality housing




Overall quality of new development



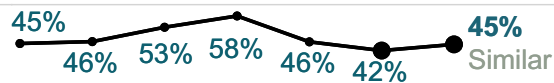
Overall appearance



Please rate the quality of each of the following services in Port St. Lucie.
(% excellent or good)



Code enforcement



10. Comparison to the national benchmark is shown. If no comparison is available, this is left blank.


Overall quality of the utility infrastructure in Port St. Lucie, 2023

Utilities

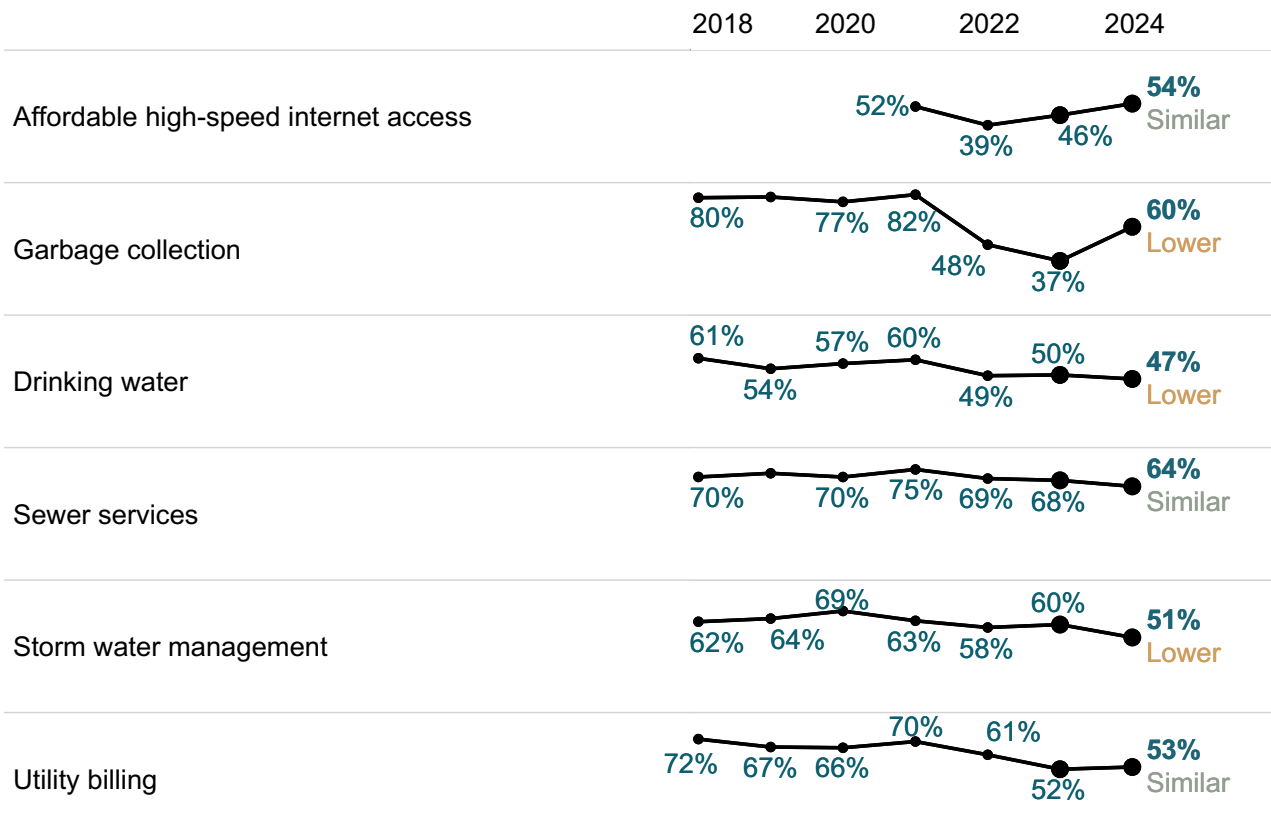
Services such as water, gas, electricity, and internet access play a vital role in ensuring the physical and economic health and well-being of the communities they serve.



Please rate each of the following characteristics as they relate to Port St. Lucie as a whole.
(% excellent or good)



Please rate the quality of each of the following services in Port St. Lucie.
(% excellent or good)

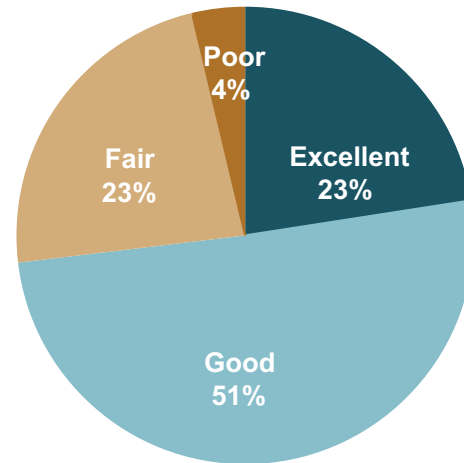


11. Comparison to the national benchmark is shown. If no comparison is available, this is left blank.

Overall feeling of safety in Port St. Lucie, 2023

Safety

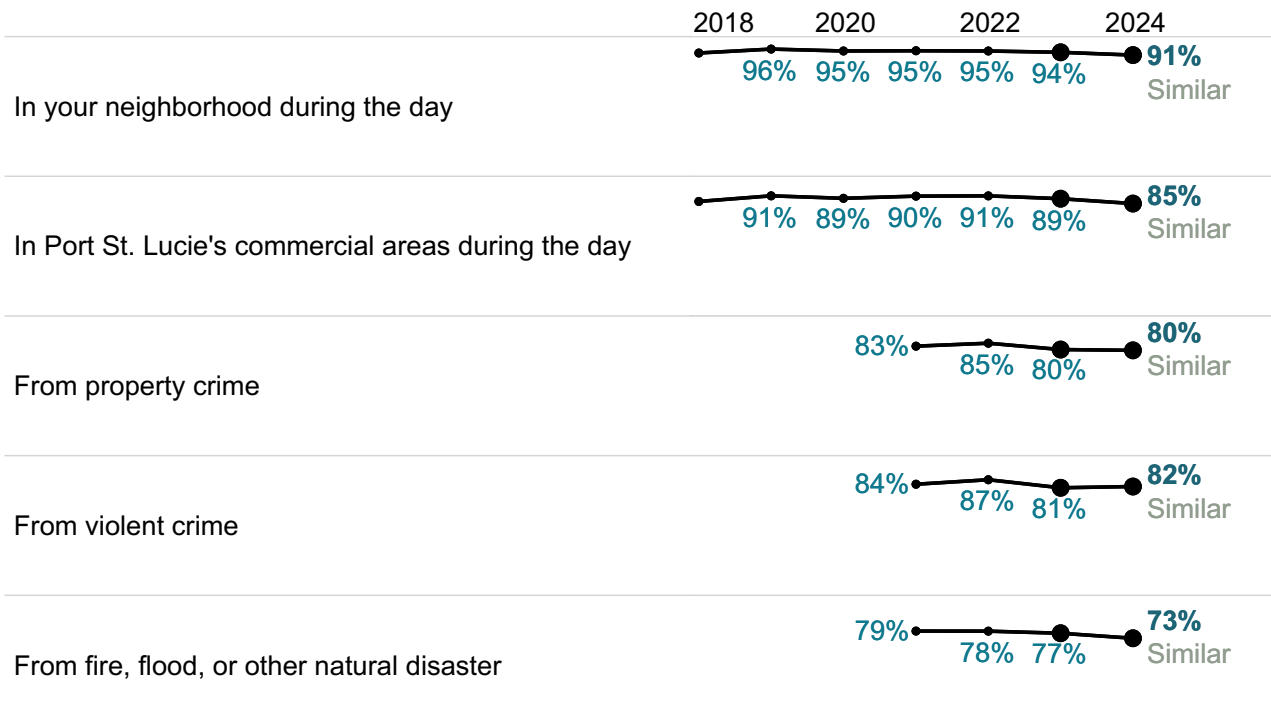
Public safety is often the most important task facing local governments. All residents should feel safe and secure in their neighborhoods and in the greater community, and providing robust safety-related services is essential to residents' quality of life.



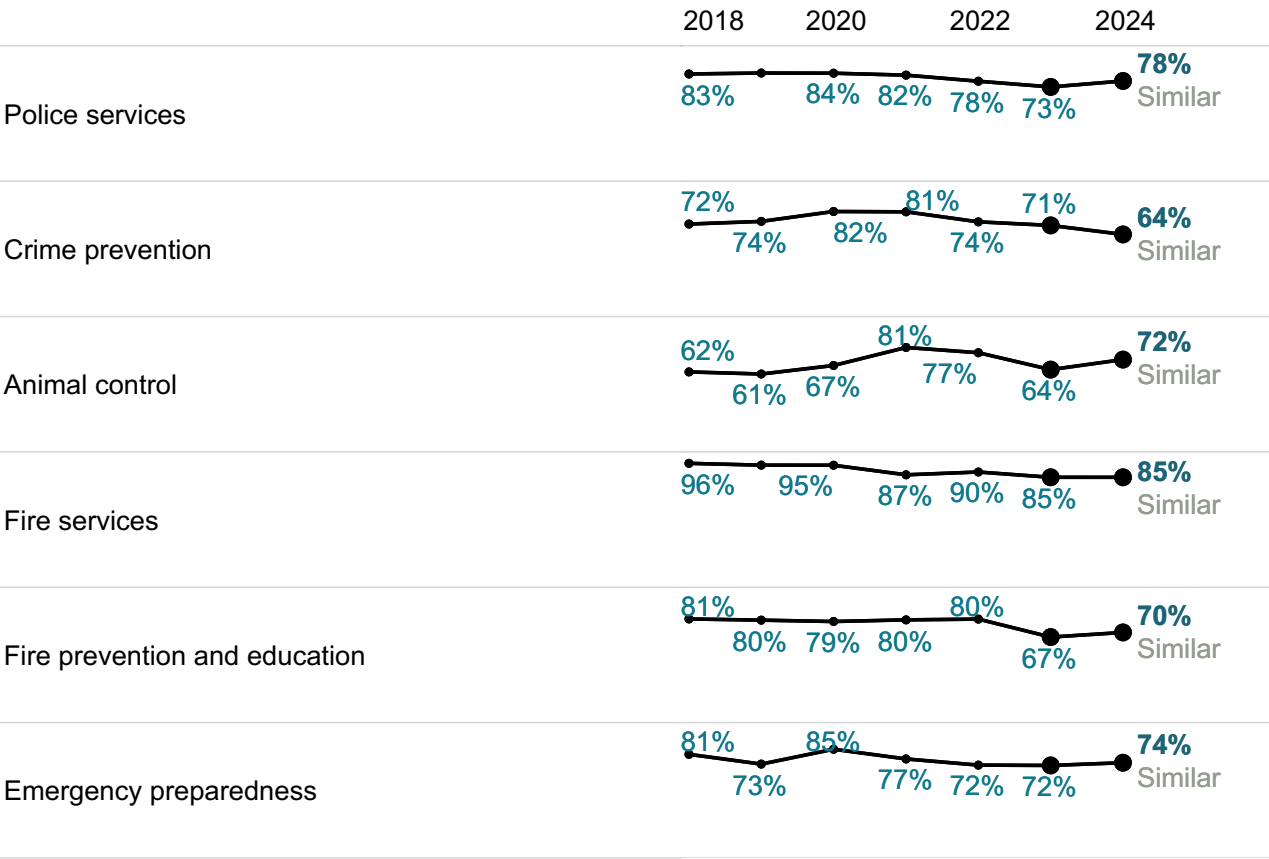
Please rate each of the following characteristics as they relate to Port St. Lucie as a whole.
(% excellent or good)



Please rate how safe or unsafe you feel:
(% very or somewhat safe)



Please rate the quality of each of the following services in Port St. Lucie.
(% excellent or good)

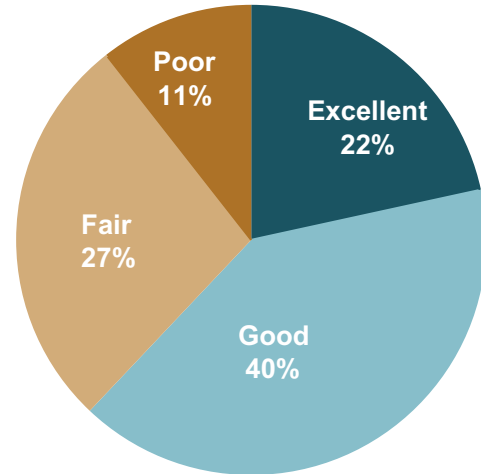


12. Comparison to the national benchmark is shown. If no comparison is available, this is left blank.

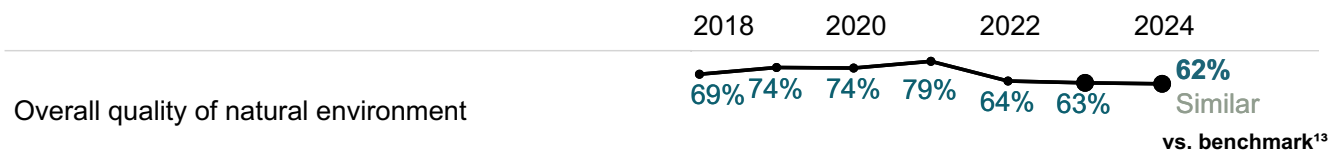
Overall quality of natural environment in Port St. Lucie, 2023

Natural Environment

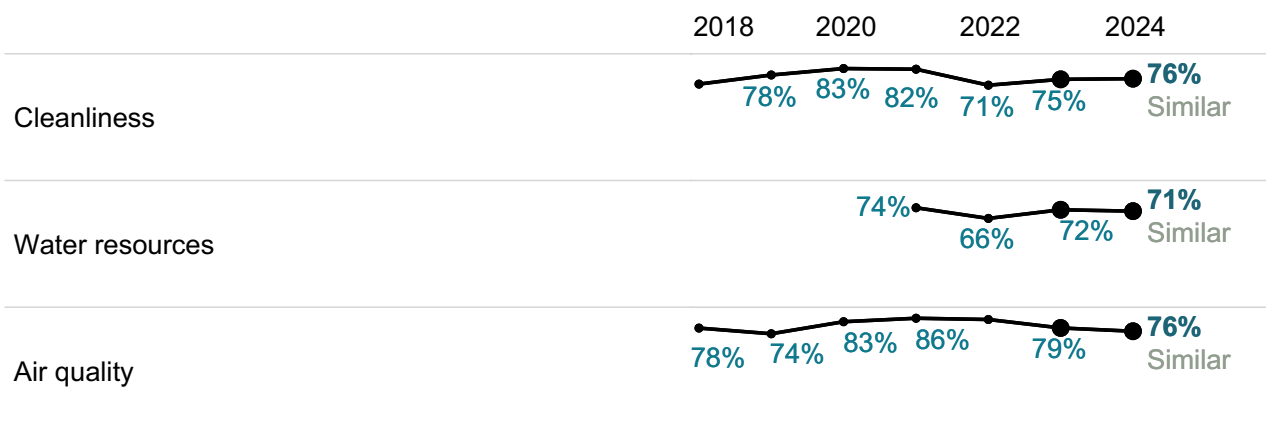
The natural environment plays a vital role in the health and well-being of residents. The natural spaces in which residents live and experience their communities has a direct and profound effect on quality of life.



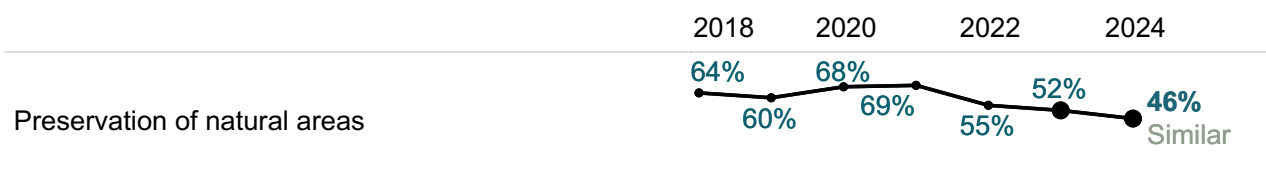
Please rate each of the following characteristics as they relate to Port St. Lucie as a whole.
(% excellent or good)

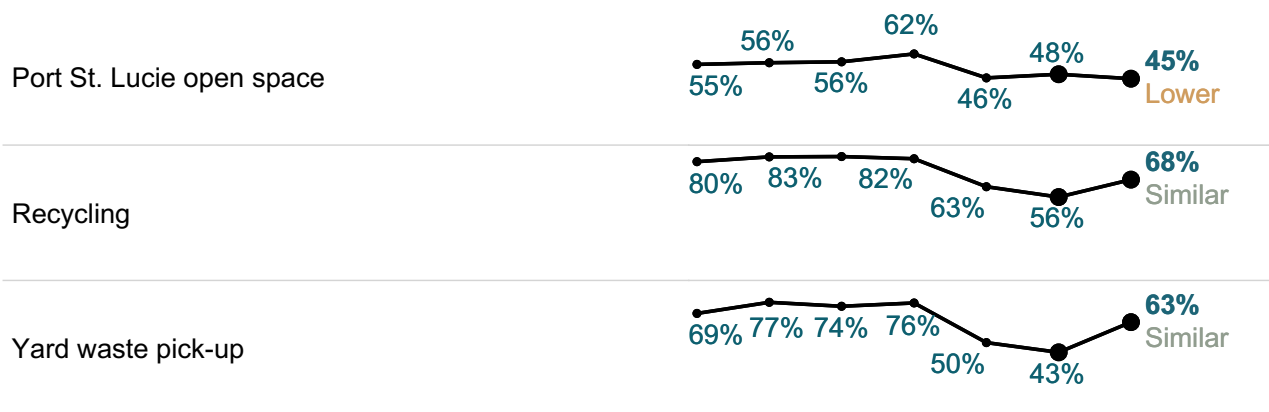


Please also rate each of the following in the Port St. Lucie community.
(% excellent or good)



Please rate the quality of each of the following services in Port St. Lucie.
(% excellent or good)





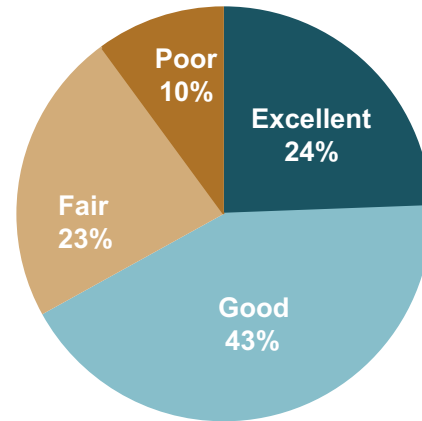
13. Comparison to the national benchmark is shown. If no comparison is available, this is left blank.

Overall quality of parks and recreation opportunities, 2023

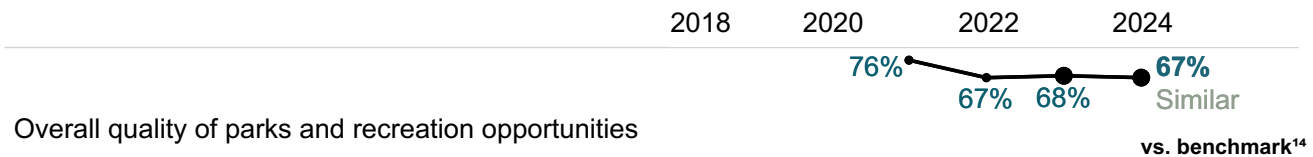
Parks and Recreation

"There are no communities that pride themselves on their quality of life, promote themselves as a desirable location for businesses to relocate, or maintain that they are environmental stewards of their natural resources, without such communities having a robust, active system of parks and recreation programs for public use and enjoyment."

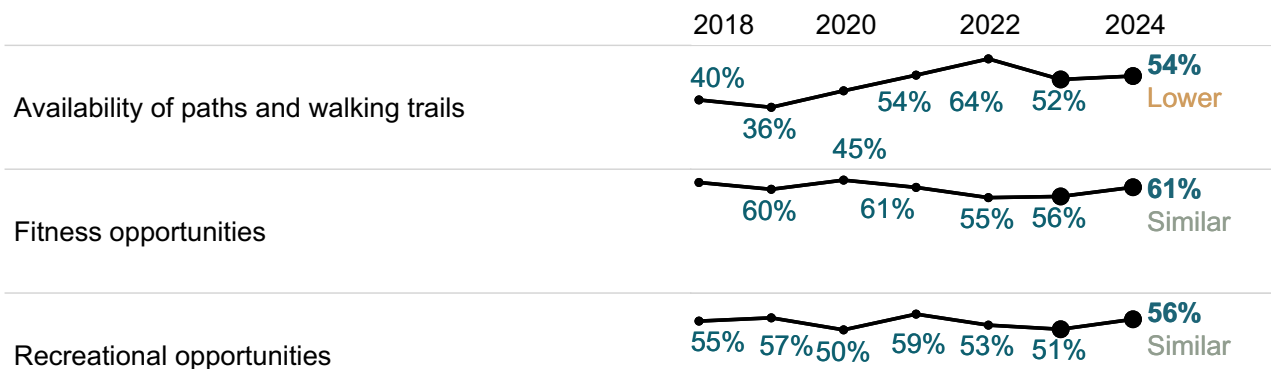
- National Recreation and Park Association



Please rate each of the following characteristics as they relate to Port St. Lucie as a whole.
(% excellent or good)




Please also rate each of the following in the Port St. Lucie community.
(% excellent or good)



Please rate the quality of each of the following services in Port St. Lucie.
(% excellent or good)





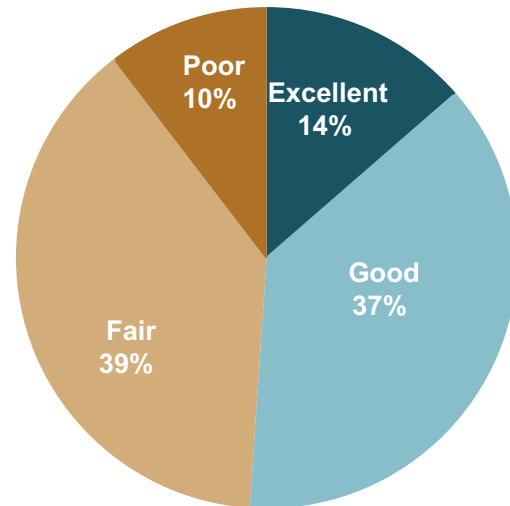
14. Comparison to the national benchmark is shown. If no comparison is available, this is left blank.

Overall health and wellness opportunities in Port St. Lucie, 2023

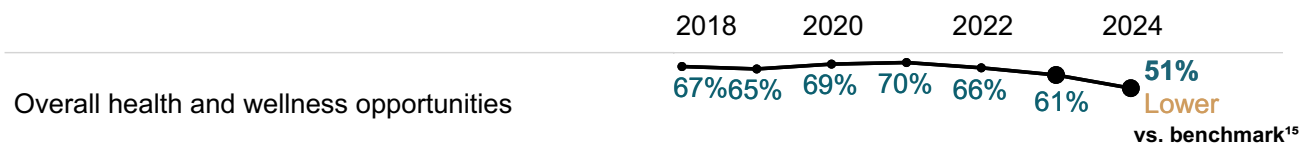


Health and Wellness

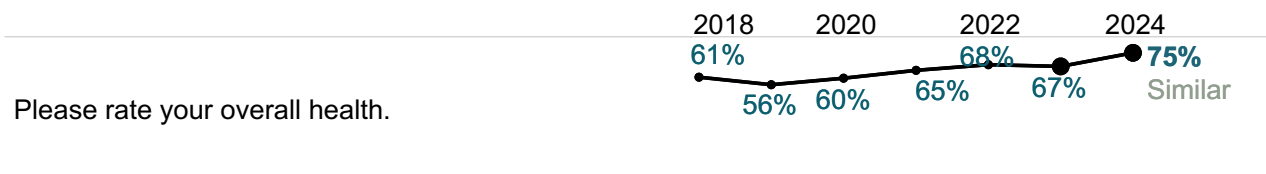
The characteristics of and amenities available in the communities in which people live has a direct impact on the health and wellness of residents, and thus, on their quality of life overall.



Please rate each of the following characteristics as they relate to Port St. Lucie as a whole.
(% excellent or good)



Please rate your overall health.
(% excellent or very good)

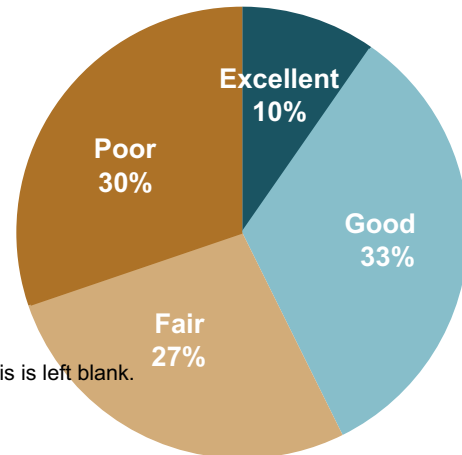


15. Comparison to the national benchmark is shown. If no comparison is available, this is left blank.

Overall opportunities for education, culture and the arts, 2024

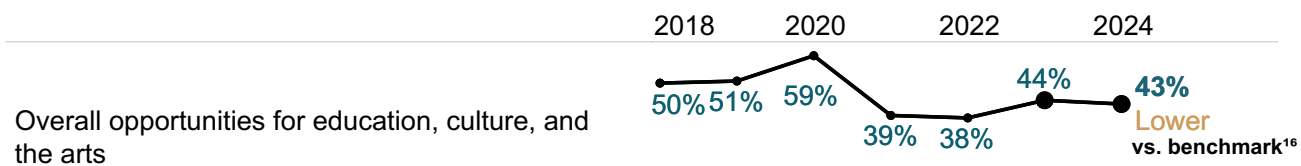
Education, Arts, and Culture

Participation in the arts, in educational opportunities, and in cultural activities is linked to increased civic engagement, greater social tolerance, and enhanced enjoyment of the local community.

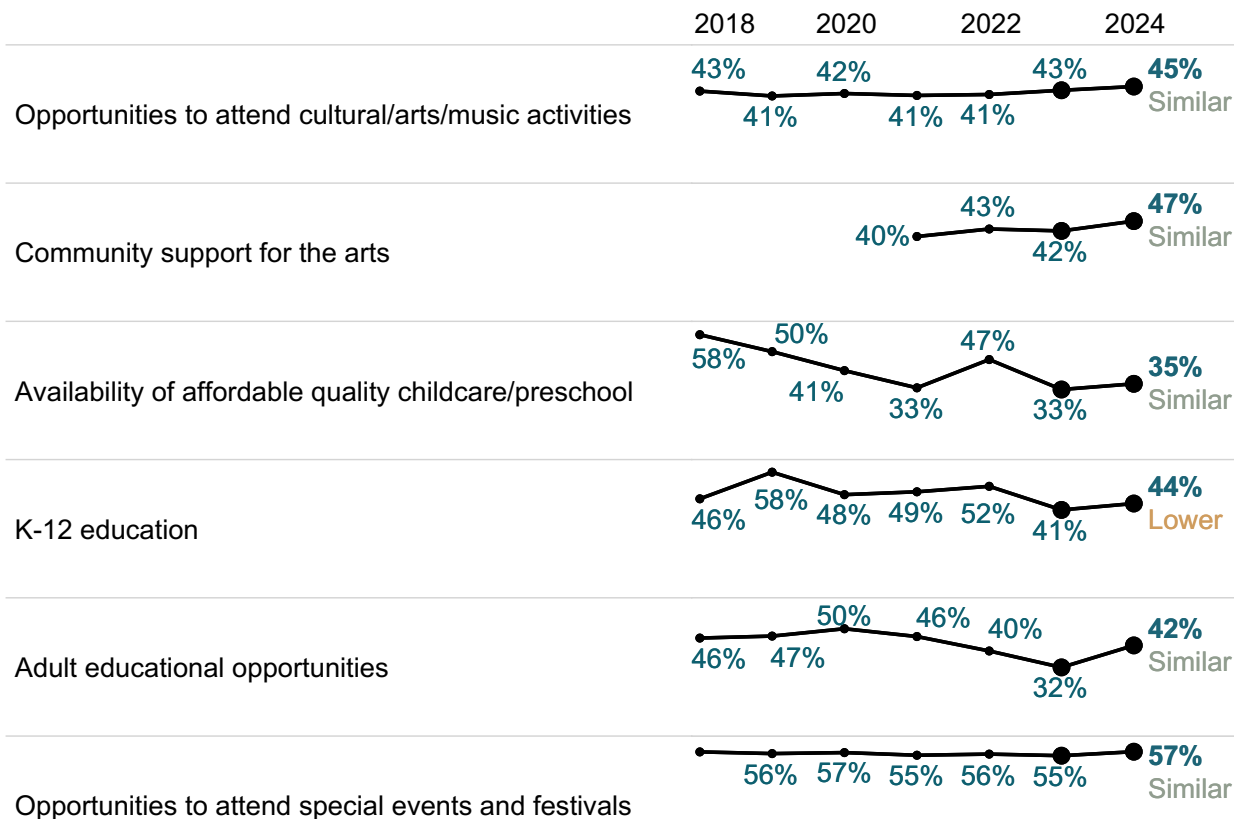


10. Comparison to the national benchmark is shown. If no comparison is available, this is left blank.

Please rate each of the following characteristics as they relate to Port St. Lucie as a whole.
(% excellent or good)



Please also rate each of the following in the Port St. Lucie community.
(% excellent or good)

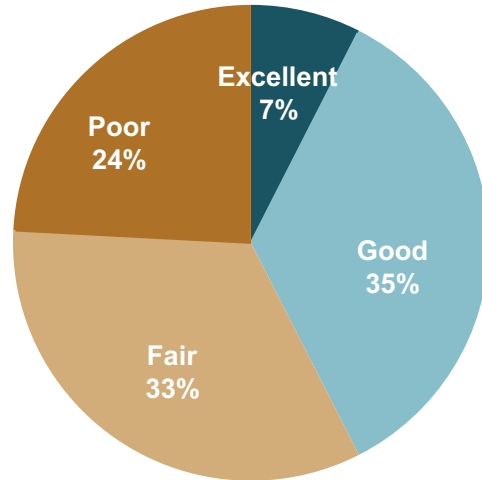


10. Comparison to the national benchmark is shown. If no comparison is available, this is left blank.


Residents' connection and engagement with their community, 2023

Inclusivity and Engagement

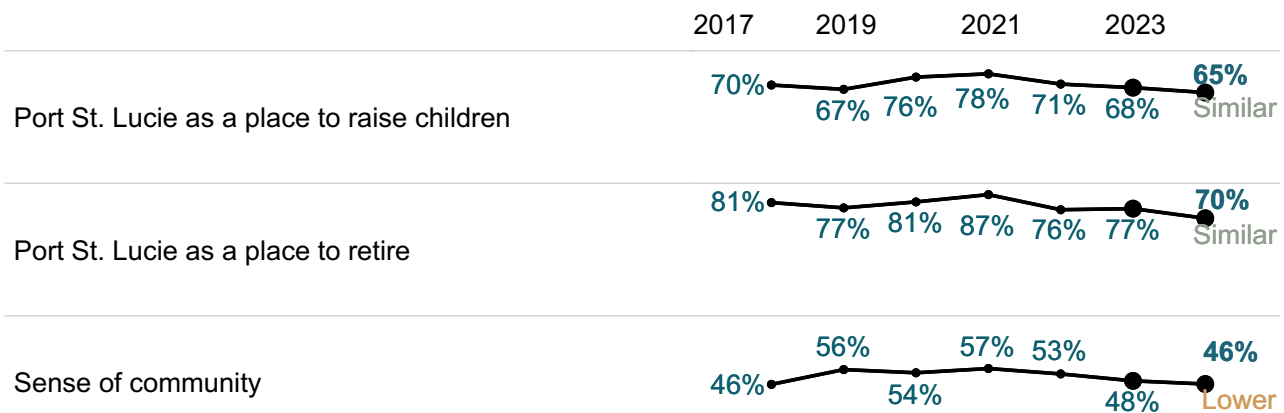
Inclusivity refers to a cultural and environmental feeling of belonging; residents who feel invited to participate within their communities feel more included, involved, and engaged than those who do not.



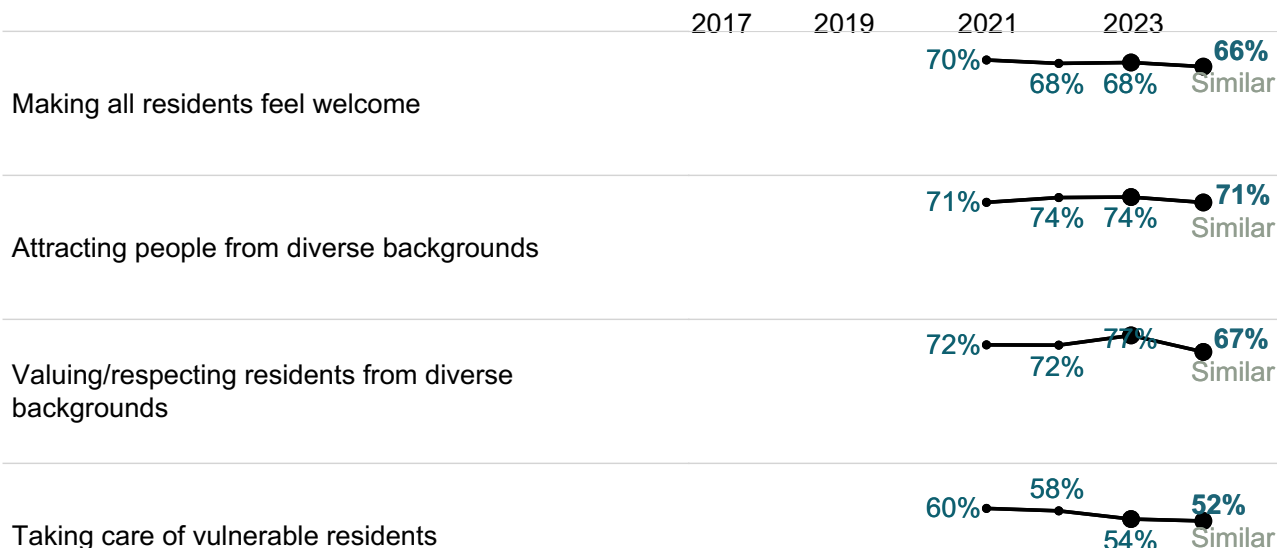
Please rate each of the following characteristics as they relate to Port St. Lucie as a whole.
(% excellent or good)



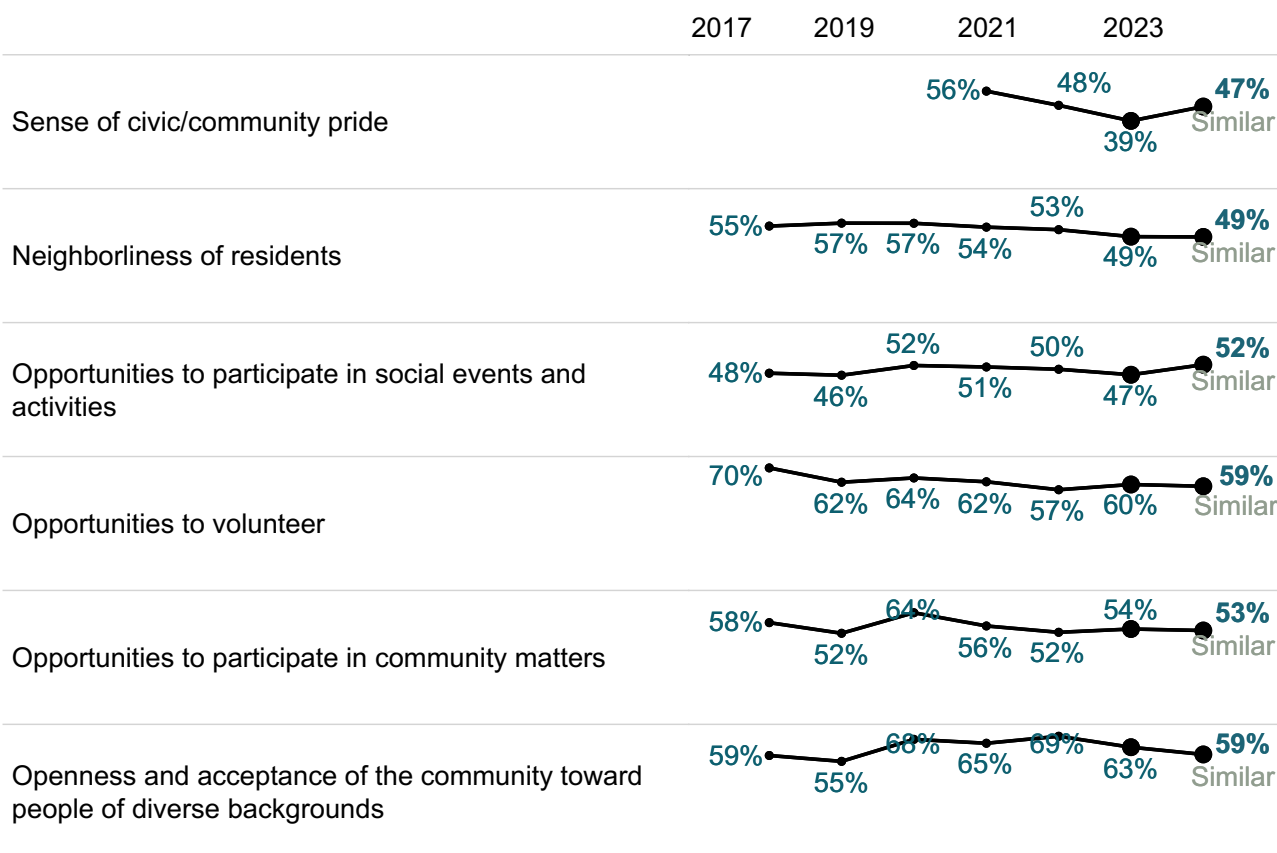
Please rate each of the following aspects of quality of life in Port St. Lucie.
(% excellent or good)



Please rate the job you feel the Port St. Lucie community does at each of the following.
 (% excellent or good)



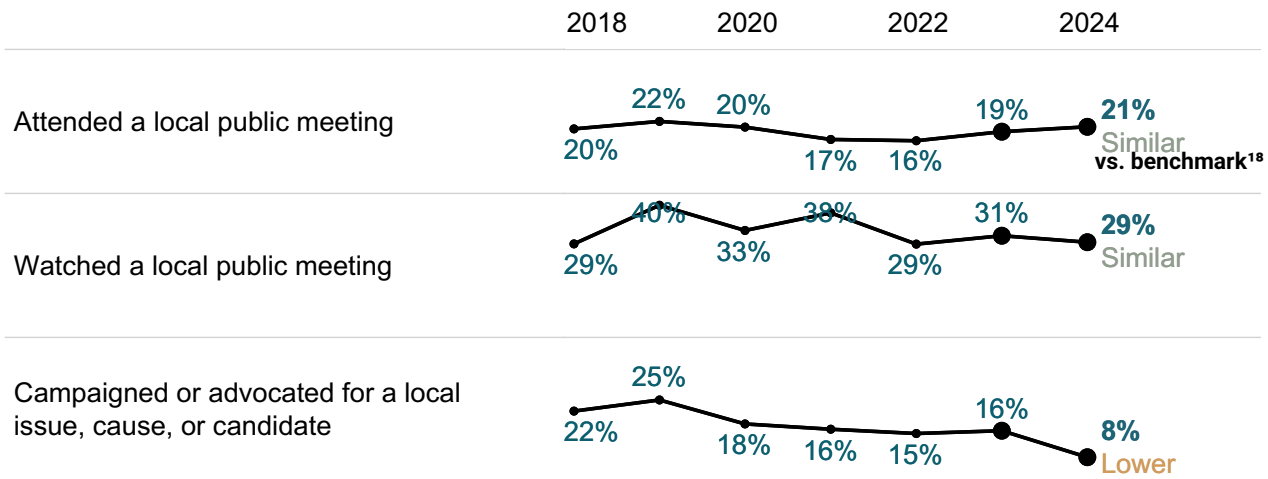
Please also rate each of the following in the Port St. Lucie community.
 (% excellent or good)



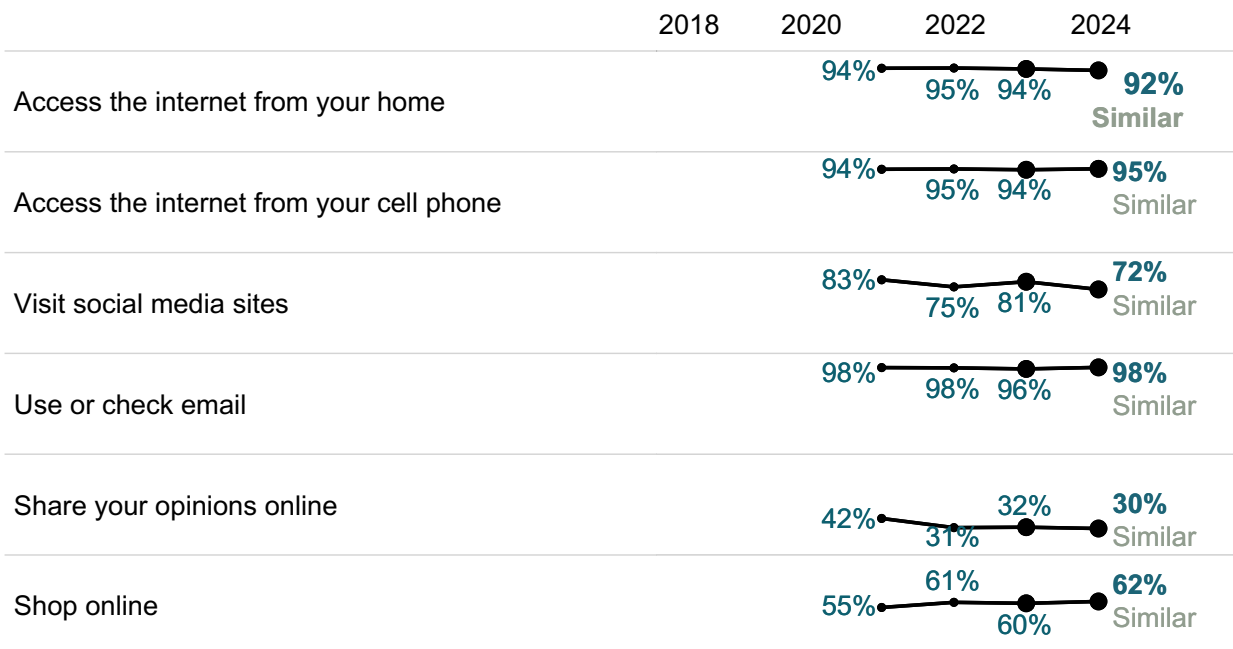
17. Comparison to the national benchmark is shown. If no comparison is available, this is left blank.

Residents' Participation Levels

Please indicate whether or not you have done each of the following in the last 12 months.
(% yes)



In general, how many times do you:
(% a few times a week or more)

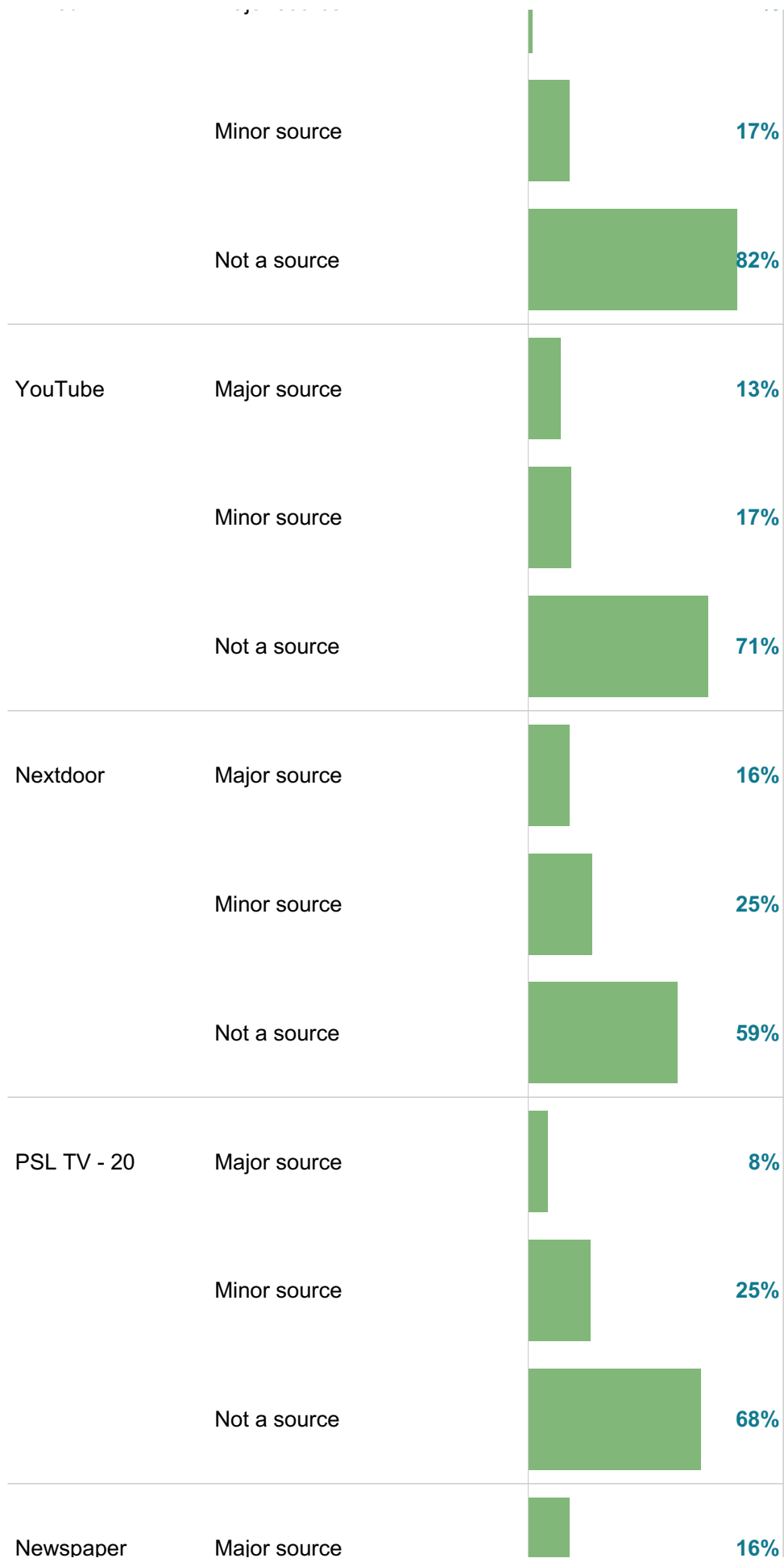


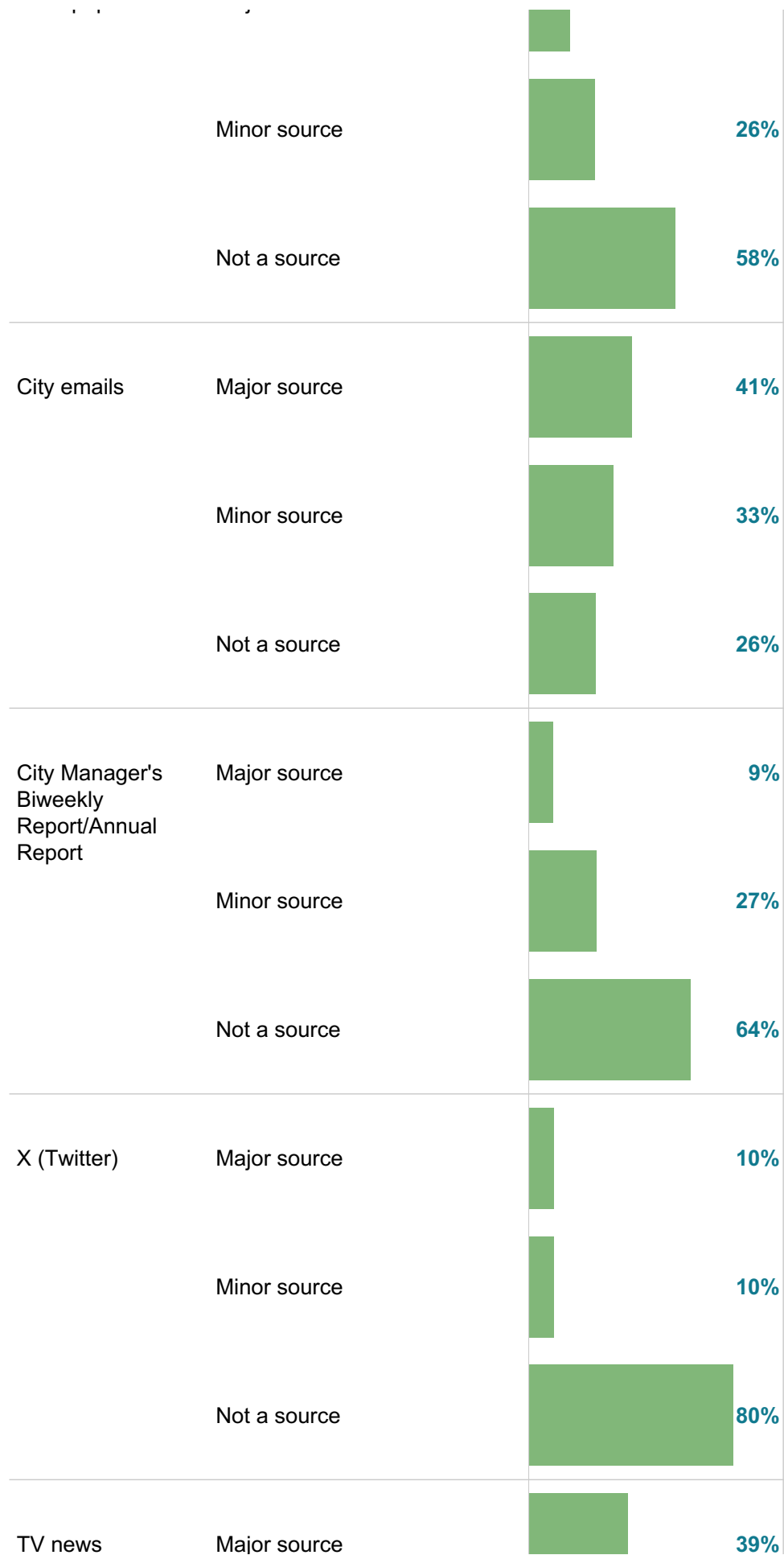
18. Comparison to the national benchmark is shown. If no comparison is available, this is left blank.

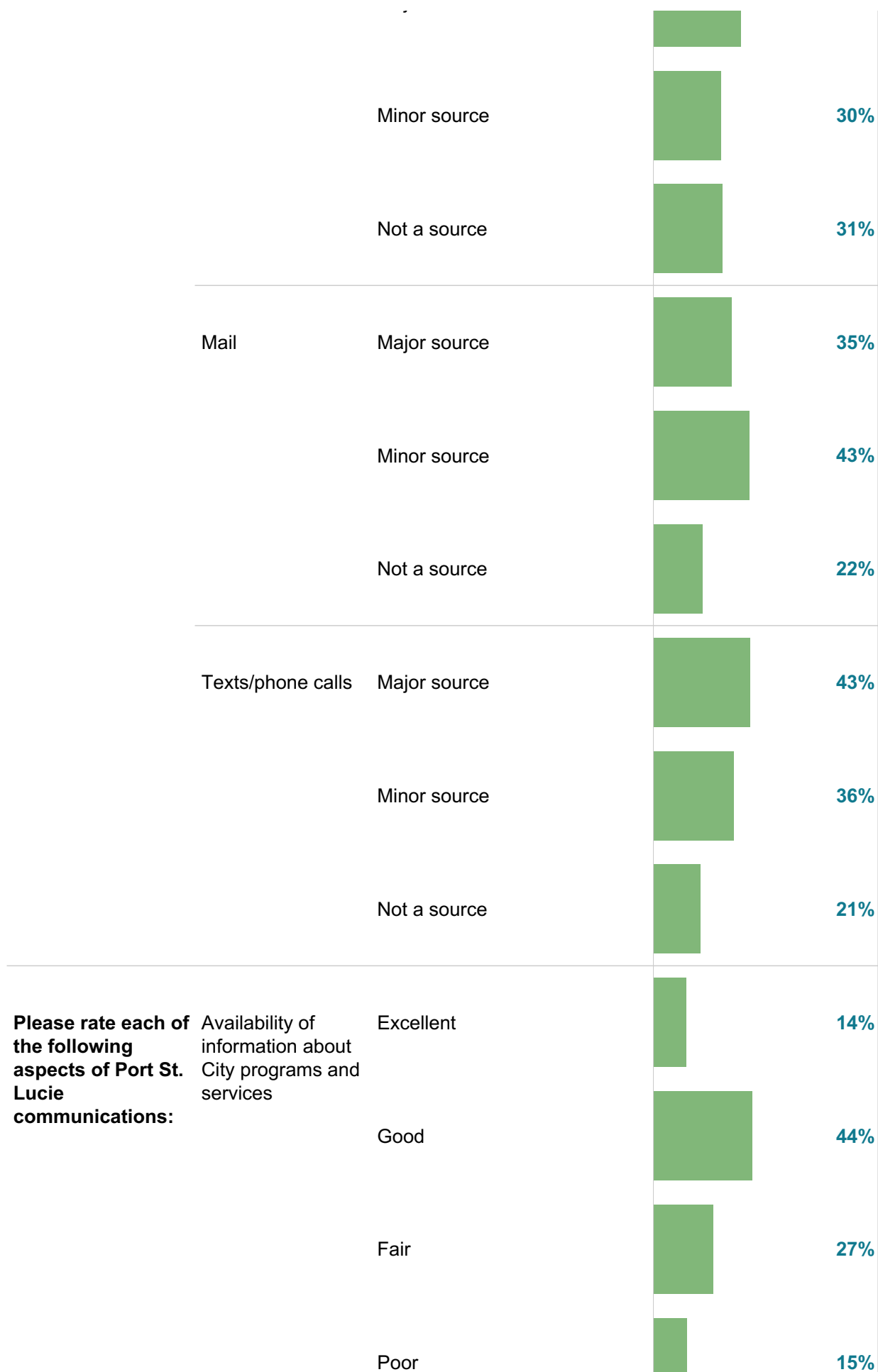
Custom Questions

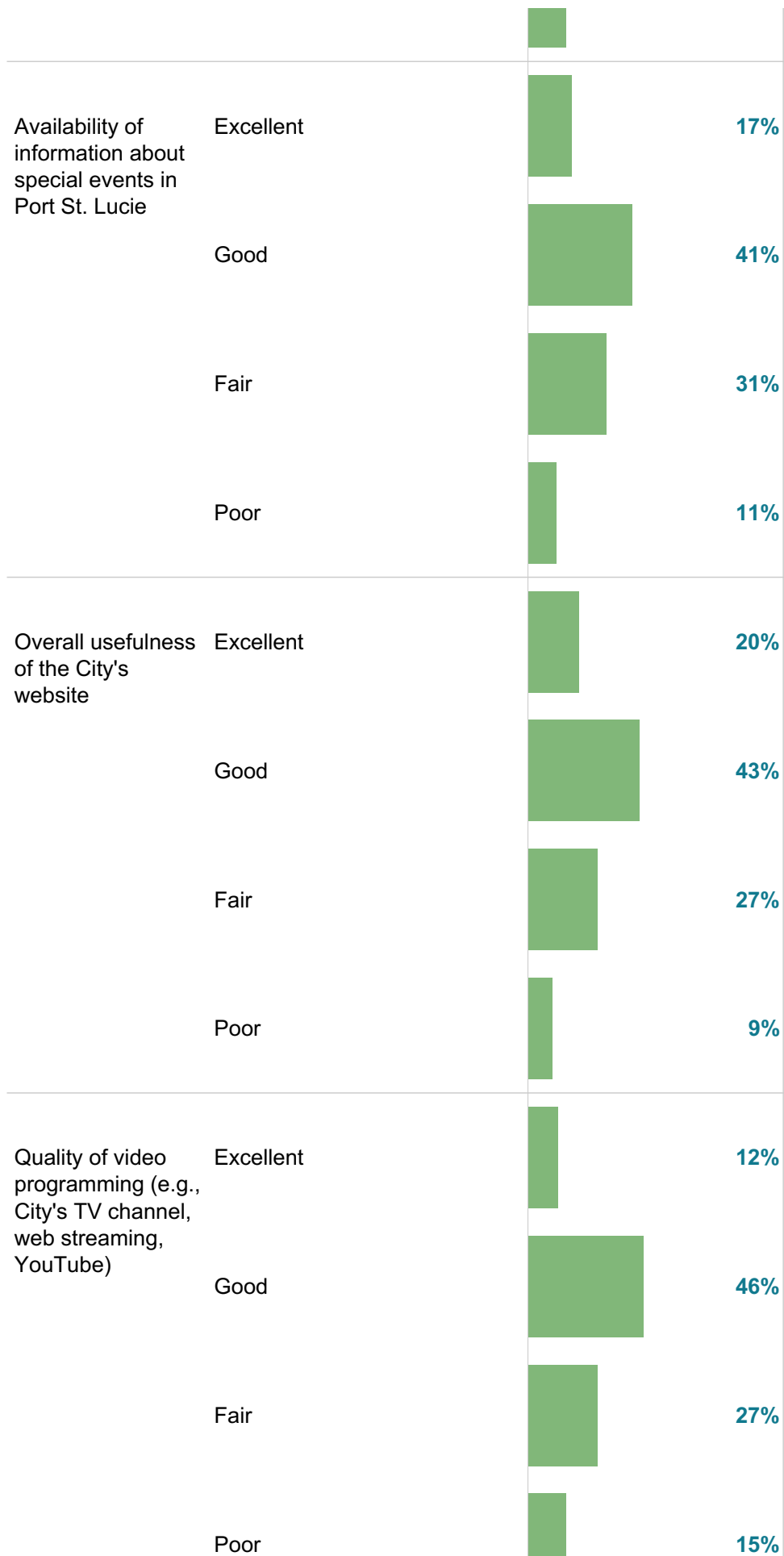
Below are the complete set of responses to each custom question on the survey. By default, “don’t know” responses are excluded, but may be added to the table using the response filter below.

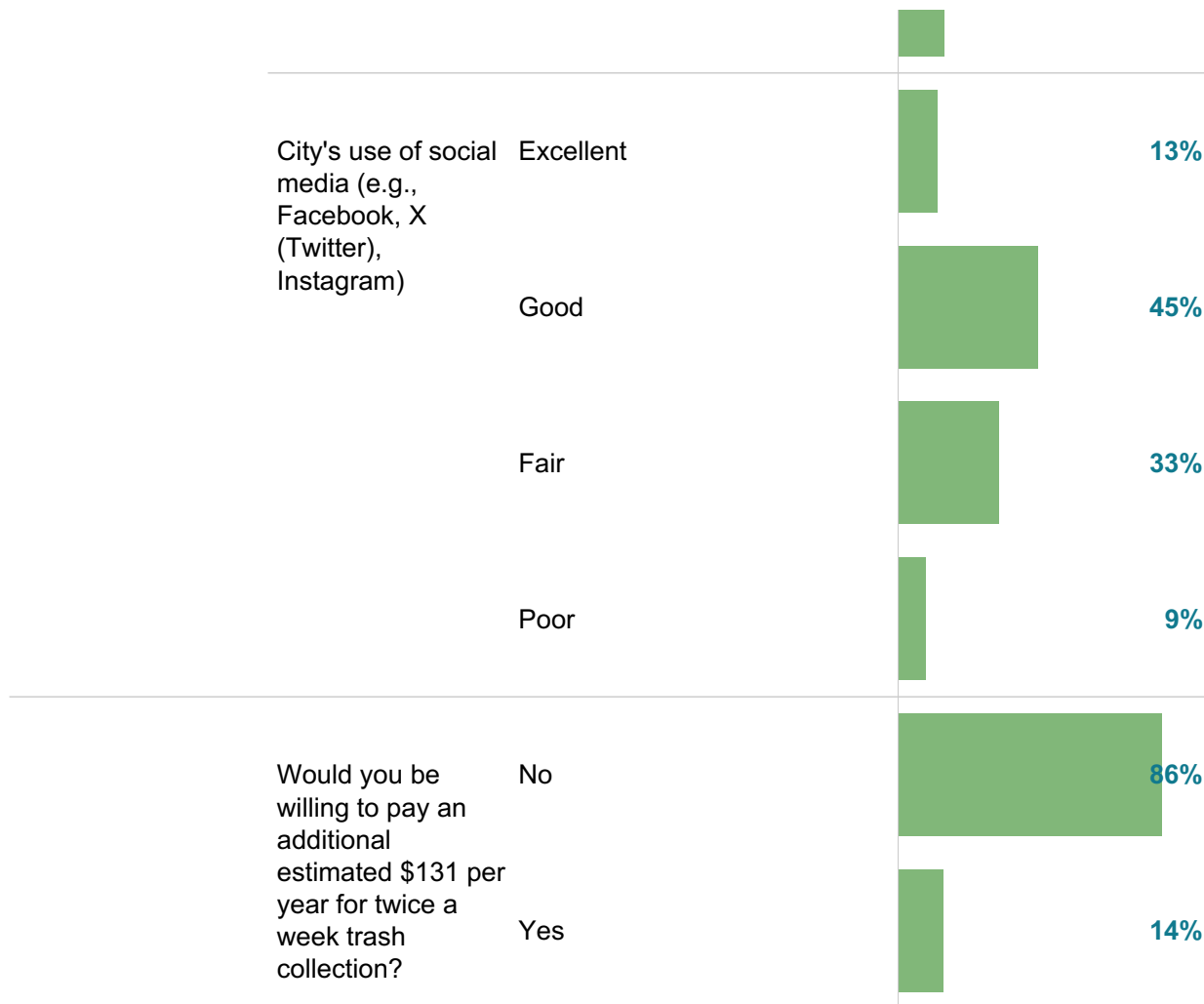
			Include "don't know"
			No
Please rate how much of a source of information about Port St. Lucie, if at all, each of the following services have been for your household over the past 12 months.	City website	Major source	44%
		Minor source	41%
		Not a source	15%
	Facebook	Major source	29%
		Minor source	27%
		Not a source	44%
	Instagram	Major source	10%
		Minor source	15%
		Not a source	75%
	LinkedIn	Maior source	2%











Open-ended questions

City included one open-ended question on their survey. The verbatim responses were categorized by topic area and those topics are reported below with the percent of responses given in each category. Because some comments from residents covered more than a single topic, those verbatim responses are grouped by the first topic listed in each comment.

What are the top three priorities you would like the City to focus on in the next year?

Traffic (e.g., congestion, speeding enforcement, parking, etc.)	34%
Control Growth (e.g., community design, cost of living, affordable housing)	27%
Economic Development/Business Support/Development	26%
Education, Arts, and Culture (e.g., community events, support for the arts, K-12 development)	20%
Roads (e.g., repairs, widening projects, etc.)	20%
General Mobility (e.g., public transportation development, street lights, sidewalks)	19%
Environmental Preservation/Parks/Cleanliness	17%
Taxes	21%
Public Safety	14%
Government (e.g., code enforcement, ordinances, communication, spending, etc.)	11%
Infrastructure Development/Utilities/Wifi	11%
Garbage Collection Improvements/Yard Waste Pick-up/Recycling	6%
Other	6%

What are the top three priorities you would like the City to focus on in the next year?

Traffic (e.g., congestion, speeding enforcement, parking, etc.)	34%
Control Growth (e.g., community design, cost of living, affordable housing)	27%
Economic Development/Business Support/Development	26%
Education, Arts, and Culture (e.g., community events, support for the arts, K-12 development)	20%
Roads (e.g., repairs, widening projects, etc.)	20%
General Mobility (e.g., public transportation development, street lights, sidewalks)	19%
Environmental Preservation/Parks/Cleanliness	17%
Taxes	21%
Public Safety	14%
Government (e.g., code enforcement, ordinances, communication, spending, etc.)	11%
Infrastructure Development/Utilities/Wifi	11%
Garbage Collection Improvements/Yard Waste Pick-up/Recycling	6%
Other	6%

National Benchmark Tables

This table contains the comparisons of Port St. Lucie's results to those from other communities. The first column shows the comparison of Port St. Lucie's rating to the benchmark. Port St. Lucie's results are noted as being "higher", "lower" or "similar" to the benchmark, meaning that the average rating given by Port St. Lucie residents is statistically similar to or different than the benchmark. The second column is Port St. Lucie's "percent positive." Most commonly, the percent positive is the combination of the top two most positive response options (i.e., excellent/good). The third column is the rank assigned to Port St. Lucie's rating among communities where a similar question was asked. The fourth column is the number of communities that asked a similar question. The fifth column shows the percentile for Port St. Lucie's result -- that is what percent of surveyed communities had a lower rating than Port St. Lucie.

			% positive	Rank	Number of communities	Percentile	
Quality of Life	Please rate each of the following aspects of quality of life in Port St. Lucie.	Port St. Lucie as a place to live	Similar	72%	298	380	19
		The overall quality of life	Similar	66%	311	396	19
	Please indicate how likely or unlikely you are to do each of the following.	Recommend living in Port St. Lucie to someone who asks	Lower	69%	281	328	13
		Remain in Port St. Lucie for the next five years	Similar	79%	243	326	25
	Please rate each of the following in the Port St. Lucie community.	Overall image or reputation	Similar	61%	258	374	28
Governance	Please rate the quality of each of the following services in Port St. Lucie.	Public information services	Similar	65%	132	328	59
		Overall customer service by Port St. Lucie employees	Similar	67%	273	376	24
	Please rate the following categories of Port St. Lucie government performance.	The value of services for the taxes paid to Port St. Lucie	Lower	32%	350	381	5
		The overall direction that Port St. Lucie is taking	Similar	41%	288	356	18

Governance	Please rate the following categories of Port St. Lucie government performance.	The job Port St. Lucie government does at welcoming resident involvement	Similar	42%	251	348	27
		Overall confidence in Port St. Lucie government	Similar	39%	234	320	27
		Generally acting in the best interest of the community	Similar	43%	238	324	26
		Being honest	Similar	47%	211	315	33
		Being open and transparent to the public	Similar	50%	150	271	45
		Informing residents about issues facing the community	Similar	47%	163	275	41
		Treating all residents fairly	Similar	57%	156	321	51
		Treating residents with respect	Similar	60%	149	268	44
	Overall, how would you rate the quality of the services provided by each of the following?	The City of Port St. Lucie	Similar	55%	303	375	17
		The Federal Government	Similar	34%	246	308	20
Economy	Please rate each of the following aspects of quality of life in Port St. Lucie.	Port St. Lucie as a place to work	Similar	48%	286	374	21
		Port St. Lucie as a place to visit	Similar	49%	244	333	25
	Please rate each of the following characteristics as they relate to Port St. Lucie as a whole.	Overall economic health	Similar	55%	252	327	22

Economy

Please rate each of the following in the Port St. Lucie community.

Overall quality of business and service establishments	Similar	62%	234	327	28
Variety of business and service establishments	Similar	52%	178	266	33
Vibrancy of downtown/commercial area	Similar	49%	171	307	44
Employment opportunities	Similar	37%	247	340	26
Shopping opportunities	Similar	49%	171	330	48
Cost of living	Lower	18%	269	317	15

Please rate the quality of each of the following services in Port St. Lucie.

Economic development	Similar	52%	194	322	39
----------------------	---------	-----	-----	-----	----

Please rate how important, if at all, you think it is for the Port St. Lucie community to focus on each of the following in the coming two years.

Overall economic health	Similar	95%	27	301	91
-------------------------	---------	-----	----	-----	----

What impact, if any, do you think the economy will have on your family income in the next 6 months? Do you think the impact will be:	Similar	23%	111	310	64
--	---------	-----	-----	-----	----

Mobility

Please rate each of the following characteristics as they relate to Port St. Lucie as a whole.

Overall quality of the transportation system	Lower	28%	253	274	7
--	-------	-----	-----	-----	---

Please also rate each of the following in the Port St. Lucie community.

Traffic flow on major streets	Much lower	17%	335	348	1
Ease of public parking	Similar	52%	219	307	28
Ease of travel by car	Much lower	35%	326	338	2

Mobility

Please also rate each of the following in the Port St. Lucie community.

Ease of travel by public transportation	Lower	25%	246	310	20
Ease of travel by bicycle	Lower	23%	303	338	9
Ease of walking	Lower	40%	313	342	7

Please indicate whether or not you have done each of the following in the last 12 months.

Used public transportation instead of driving	Lower	9%	206	292	29
Carpooled with other adults or children instead of driving alone	Similar	41%	195	309	37
Walked or biked instead of driving	Much lower	38%	285	311	8

Please rate the quality of each of the following services in Port St. Lucie.

Traffic enforcement	Similar	45%	314	369	12
Traffic signal timing	Lower	34%	313	320	2
Street repair	Similar	39%	207	361	42
Street cleaning	Similar	63%	177	331	46
Street lighting	Lower	42%	330	359	4
Sidewalk maintenance	Similar	50%	201	331	39
Bus or transit services	Similar	35%	206	299	31

Mobility	Please rate how important, if at all, you think it is for the Port St. Lucie community to focus on each of the following in the coming two years.	Overall quality of the transportation system	Similar	78%	50	264	81
Community Design	Please rate each of the following aspects of quality of life in Port St. Lucie.	Your neighborhood as a place to live	Similar	86%	167	334	49
	Please rate each of the following characteristics as they relate to Port St. Lucie as a whole.	Overall design or layout of residential and commercial areas	Lower	44%	275	318	13
	Please also rate each of the following in the Port St. Lucie community.	Well-planned residential growth	Lower	30%	224	268	16
		Well-planned commercial growth	Similar	31%	216	267	19
		Well-designed neighborhoods	Similar	44%	200	268	24
		Preservation of the historical or cultural character of the community	Lower	40%	250	264	5
		Public places where people want to spend time	Lower	45%	256	312	18
		Variety of housing options	Similar	41%	215	325	33
		Availability of affordable quality housing	Similar	18%	242	347	29
		Overall quality of new development	Similar	48%	190	336	43
		Overall appearance	Similar	73%	185	350	46
	Please rate the quality of each of the following services in Port St. Lucie.	Land use, planning and zoning	Lower	32%	286	331	13

Community Design	Please rate the quality of each of the following services in Port St. Lucie.	Code enforcement	Similar	45%	184	361	47
	Please rate how important, if at all, you think it is for the Port St. Lucie community to focus on each of the following in the coming two years.	Overall design or layout of residential and commercial areas	Higher	91%	14	301	95
Utilities	Please rate each of the following characteristics as they relate to Port St. Lucie as a whole.	Overall quality of the utility infrastructure	Similar	59%	196	265	26
	Please rate the quality of each of the following services in Port St. Lucie.	Affordable high-speed internet access	Similar	54%	154	262	41
		Garbage collection	Lower	60%	323	341	3
		Drinking water	Lower	47%	299	330	8
		Sewer services	Similar	64%	279	327	14
		Storm water management	Lower	51%	300	341	10
		Utility billing	Similar	53%	261	306	14
	Please rate how important, if at all, you think it is for the Port St. Lucie community to focus on each of the following in the coming two years.	Overall quality of the utility infrastructure	Similar	95%	60	264	77
Safety	Please rate each of the following characteristics as they relate to Port St. Lucie as a whole.	Overall feeling of safety	Similar	73%	227	366	36
	Please rate how safe or unsafe you feel:	In your neighborhood during the day	Similar	91%	210	345	38
		In Port St. Lucie's downtown/commercial area during the day	Similar	85%	224	333	32

Safety	Please rate how safe or unsafe you feel:	From property crime	Similar	80%	120	276	56
		From violent crime	Similar	82%	173	276	37
		From fire, flood, or other natural disaster	Similar	73%	211	266	21
	Please rate the quality of each of the following services in Port St. Lucie.	Police/Sheriff services	Similar	78%	206	393	45
		Crime prevention	Similar	64%	201	370	43
		Animal control	Similar	72%	141	342	57
		Fire services	Similar	85%	209	358	40
		Fire prevention and education	Similar	70%	184	327	43
		Emergency preparedness	Similar	74%	74	327	77
	Please rate how important, if at all, you think it is for the Port St. Lucie community to focus on each of the following in the coming two years.	Overall feeling of safety	Similar	92%	131	301	56
Natural environment	Please rate each of the following characteristics as they relate to Port St. Lucie as a whole.	Overall quality of natural environment	Similar	62%	264	327	19
	Please also rate each of the following in the Port St. Lucie community.	Cleanliness	Similar	76%	179	341	47
		Water resources	Similar	71%	79	248	68

Natural environment	Please also rate each of the following in the Port St. Lucie community.	Air quality	Similar	76%	169	314	46
	Please rate the quality of each of the following services in Port St. Lucie.	Preservation of natural areas	Similar	46%	265	313	15
		Port St. Lucie open space	Lower	45%	275	311	11
		Recycling	Similar	68%	202	345	40
		Yard waste pick-up	Similar	63%	213	307	30
	Please rate how important, if at all, you think it is for the Port St. Lucie community to focus on each of the following in the coming two years.	Overall quality of natural environment	Similar	89%	81	301	73
Parks and Recreation	Please rate each of the following characteristics as they relate to Port St. Lucie as a whole.	Overall quality of parks and recreation opportunities	Similar	67%	208	271	23
	Please also rate each of the following in the Port St. Lucie community.	Availability of paths and walking trails	Lower	54%	265	342	21
		Fitness opportunities	Similar	61%	231	314	26
		Recreational opportunities	Similar	56%	248	332	25
	Please rate the quality of each of the following services in Port St. Lucie.	City parks	Similar	67%	262	338	22
		Recreation programs or classes	Similar	58%	254	335	23
		Recreation centers or facilities	Similar	63%	230	322	28

Parks and Recreation	Please rate how important, if at all, you think it is for the Port St. Lucie community to focus on each of the following in the coming two years.	Overall quality of parks and recreation opportunities	Similar	80%	171	265	35
Health and wellness	Please rate each of the following characteristics as they relate to Port St. Lucie as a whole.	Overall health and wellness opportunities	Lower	51%	259	320	19
	Please rate how important, if at all, you think it is for the Port St. Lucie community to focus on each of the following in the coming two years.	Overall health and wellness opportunities	Similar	82%	47	301	84
		Please rate your overall health.	Similar	75%	135	307	56
Education, Arts and Culture	Please rate each of the following characteristics as they relate to Port St. Lucie as a whole.	Overall opportunities for education, culture, and the arts	Lower	43%	286	323	11
	Please also rate each of the following in the Port St. Lucie community.	Opportunities to attend cultural/arts/music activities	Similar	45%	225	328	31
		Community support for the arts	Similar	47%	194	264	26
		Availability of affordable quality childcare/preschool	Similar	35%	249	320	22
		K-12 education	Lower	44%	275	324	15
		Adult educational opportunities	Similar	42%	247	314	21
		Opportunities to attend special events and festivals	Similar	57%	222	318	30
	Please rate how important, if at all, you think it is for the Port St. Lucie community to focus on each of the following in the coming two years.	Overall opportunities for education, culture, and the arts	Similar	73%	134	301	55
Inclusivity and Engagement	Please rate each of the following aspects of quality of life in Port St. Lucie.	Port St. Lucie as a place to raise children	Similar	65%	265	384	28

Inclusivity and Engagement	Please rate each of the following aspects of quality of life in Port St. Lucie.	Port St. Lucie as a place to retire	Similar	70%	148	379	59
		Sense of community	Lower	46%	292	345	14
	Please rate each of the following characteristics as they relate to Port St. Lucie as a whole.	Residents' connection and engagement with their community	Lower	42%	228	268	14
	Please rate the job you feel the Port St. Lucie community does at each of the following.	Making all residents feel welcome	Similar	66%	159	270	41
		Attracting people from diverse backgrounds	Similar	71%	50	267	81
		Valuing/respecting residents from diverse backgrounds	Similar	67%	81	268	70
		Taking care of vulnerable residents	Similar	52%	154	264	42
	Please also rate each of the following in the Port St. Lucie community.	Sense of civic/community pride	Similar	47%	206	264	22
		Neighborhoodliness of residents	Similar	49%	257	313	17
		Opportunities to participate in social events and activities	Similar	52%	244	323	24
		Opportunities to volunteer	Similar	59%	228	318	28
		Opportunities to participate in community matters	Similar	53%	241	318	24
		Openness and acceptance of the community toward people of diverse backgrounds	Similar	59%	125	336	62

Inclusivity and Engagement	Please rate how important, if at all, you think it is for the Port St. Lucie community to focus on each of the following in the coming two years.	Residents' connection and engagement with their community	Similar	69%	142	301	53
Participation	Please indicate whether or not you have done each of the following in the last 12 months.	Contacted the City of Port St. Lucie for help or information	Higher	57%	44	340	87
		Contacted Port St. Lucie elected officials to express your opinion	Similar	15%	154	311	50
		Attended a local public meeting	Similar	21%	126	314	60
		Watched a local public meeting	Similar	29%	80	304	74
		Volunteered your time to some group/activity	Lower	21%	275	317	13
		Campaigned or advocated for a local issue, cause, or candidate	Lower	8%	295	307	4
		Voted in your most recent local election	Similar	67%	216	264	18
	In general, how many times do you:	Access the internet from your home	Similar	92%	182	263	31
		Access the internet from your cell phone	Similar	95%	103	265	61
		Visit social media sites	Similar	72%	236	265	11
		Use or check email	Similar	98%	73	266	72
		Share your opinions online	Similar	30%	79	264	70

Participation	In general, how many times do you:					
		Shop online	Similar	62%	68	263

Full Trends

This table contains the trends over time for the City of Port St. Lucie. The combined "percent positive" responses for each survey year are presented (e.g., excellent/good or yes). If an item was not included during an administration of the survey, no percentage will be shown in the table. If the difference between the 2023 and 2024 surveys is greater than seven percentage points, the change is statistically significant.

It is important to note that in 2020, The NCS survey was updated to include new and refreshed items. Consequently, some of the trends may be impacted due to wording modifications that could have potentially altered the meaning of the item for the respondent.

			1996	2018	2019	2020	2021	2022	2023	2024
Quality of Life	Please rate each of the following aspects of quality of life in Port St. Lucie.	Port St. Lucie as a place to live		82%	80%	84%	88%	80%	78%	72%
		The overall quality of life		76%	78%	79%	82%	78%	70%	66%
	Please indicate how likely or unlikely you are to do each of the following.	Recommend living in Port St. Lucie to someone who asks		78%	84%	88%	89%	81%	77%	69%
		Remain in Port St. Lucie for the next five years		80%	86%	91%	86%	82%	81%	79%
	Please rate each of the following in the Port St. Lucie community.	Overall image or reputation		57%	64%	66%	73%	63%	61%	61%
Governance	Please rate the quality of each of the following services in Port St. Lucie.	Public information services		58%	63%	72%	63%	65%	68%	65%
		Overall customer service by Port St. Lucie employees		72%	77%	75%	79%	73%	70%	67%
	Please rate the following categories of Port St. Lucie government performance.	The value of services for the taxes paid to Port St. Lucie		40%	49%	45%	46%	43%	34%	32%
		The overall direction that Port St. Lucie is taking		52%	64%	66%	64%	56%	39%	41%
		The job Port St. Lucie government does at welcoming resident involvement		41%	58%	49%	50%	48%	44%	42%
		Overall confidence in Port St. Lucie government		43%	55%	55%	54%	47%	38%	39%
		Generally acting in the best interest of the community		50%	57%	57%	59%	52%	42%	43%
		Being honest		45%	60%	51%	59%	54%	44%	47%
		Being open and transparent to the public					60%	51%	41%	50%
		Informing residents about issues facing the community					59%	50%	45%	47%

Governance	Please rate the following categories of Port St. Lucie government performance.	Treating all residents fairly	50%	67%	59%	67%	57%	62%	57%
		Treating residents with respect				73%	64%	69%	60%
	Overall, how would you rate the quality of the services provided by each of the following?	The City of Port St. Lucie	71%	74%	72%	70%	64%	63%	55%
		The Federal Government	40%	37%	49%	37%	36%	31%	34%
Economy	Please rate each of the following aspects of quality of life in Port St. Lucie.	Port St. Lucie as a place to work	39%	38%	39%	47%	51%	45%	48%
		Port St. Lucie as a place to visit	48%	58%	54%	53%	51%	46%	49%
	Please rate each of the following characteristics as they relate to Port St. Lucie as a whole.	Overall economic health	45%	46%	60%	59%	64%	55%	55%
	Please rate each of the following in the Port St. Lucie community.	Overall quality of business and service establishments	58%	60%	61%	69%	62%	66%	62%
		Variety of business and service establishments				54%	54%	60%	52%
		Vibrancy of commercial areas	27%	28%	31%	49%	54%	55%	49%
		Employment opportunities	25%	24%	33%	23%	38%	34%	37%
		Shopping opportunities	62%	57%	64%	55%	55%	53%	49%
		Cost of living	46%	53%	46%	49%	35%	26%	18%
	Please rate the quality of each of the following services in Port St. Lucie.	Economic development	41%	50%	62%	55%	52%	45%	52%
	Please rate how important, if at all, you think it is for the Port St. Lucie community to focus on each of the following in the coming two years.	Overall economic health	90%		95%	94%	88%	92%	95%
		What impact, if any, do you think the economy will have on your family income in the next 6 months? Do you think the impact will be:	42%	39%	45%	23%	24%	13%	23%
Mobility	Please rate each of the following characteristics as they relate to Port St. Lucie as a whole.	Overall quality of the transportation system				44%	38%	35%	28%
	Please also rate each of the following in the Port St. Lucie community.	Traffic flow on major streets	32%	38%	40%	50%	23%	26%	17%

Mobility	Please also rate each of the following in the Port St. Lucie community.	Ease of public parking	61%	65%	64%	74%	58%	65%	52%
		Ease of travel by car	57%	48%	55%	70%	46%	48%	35%
		Ease of travel by public transportation	23%	24%	15%	16%	15%	14%	25%
		Ease of travel by bicycle	32%	28%	32%	31%	30%	34%	23%
		Ease of walking	41%	42%	44%	48%	44%	41%	40%
	Please indicate whether or not you have done each of the following in the last 12 months.	Used public transportation instead of driving	5%	5%	4%	5%	6%	4%	9%
		Carpooled with other adults or children instead of driving alone	42%	34%	35%	29%	30%	35%	41%
		Walked or biked instead of driving	41%	37%	42%	42%	38%	42%	38%
	Please rate the quality of each of the following services in Port St. Lucie.	Traffic enforcement	57%	65%	67%	60%	51%	45%	45%
		Traffic signal timing	41%	43%	42%	46%	39%	35%	34%
		Street repair	41%	48%	53%	54%	47%	52%	39%
		Street cleaning	58%	65%	63%	73%	64%	63%	63%
		Street lighting	44%	48%	47%	48%	52%	40%	42%
		Sidewalk maintenance	51%	55%	59%	49%	59%	51%	50%
		Bus or transit services	34%	42%	34%	26%	33%	26%	35%
	Please rate how important, if at all, you think it is for the Port St. Lucie community to focus on each of the following in the coming two years.	Overall quality of the transportation system				74%	77%	74%	78%
Community Design	Please rate each of the following aspects of quality of life in Port St. Lucie.	Your neighborhood as a place to live	84%	84%	82%	86%	86%	86%	86%
	Please rate each of the following characteristics as they relate to Port St. Lucie as a whole.	Overall design or layout of residential and commercial areas	49%	58%	52%	61%	54%	49%	44%

Community Design	Please also rate each of the following in the Port St. Lucie community.	Well-planned residential growth	55% 44% 31% 30%							
		Well-planned commercial growth	37% 42% 33% 31%							
		Well-designed neighborhoods	51% 53% 41% 44%							
		Preservation of the historical or cultural character of the community	54% 47% 46% 40%							
		Public places where people want to spend time	53%	57%	59%	47%	41%	41%	45%	
		Variety of housing options	59%	64%	62%	57%	52%	41%	41%	
		Availability of affordable quality housing	47%	59%	49%	44%	33%	21%	18%	
		Overall quality of new development	53%	60%	63%	63%	61%	50%	48%	
		Overall appearance	72%	77%	81%	76%	68%	70%	73%	
		Please rate the quality of each of the following services in Port St. Lucie.	Land use, planning and zoning	41%	41%	47%	44%	42%	33%	32%
Code enforcement	45%		46%	53%	58%	46%	42%	45%		
Please rate how important, if at all, you think it is for the Port St. Lucie community to focus on each of the following in the coming two years.	Overall design or layout of residential and commercial areas		77%		79%	83%	84%	85%	91%	
Utilities	Please rate each of the following characteristics as they relate to Port St. Lucie as a whole.	Overall quality of the utility infrastructure	70% 65% 61% 59%							
	Please rate the quality of each of the following services in Port St. Lucie.	Affordable high-speed internet access	52% 39% 46% 54%							
		Garbage collection	80%	80%	77%	82%	48%	37%	60%	
		Drinking water	61%	54%	57%	60%	49%	50%	47%	
		Sewer services	70%	73%	70%	75%	69%	68%	64%	
		Storm water management	62%	64%	69%	63%	58%	60%	51%	

Utilities	Please rate the quality of each of the following services in Port St. Lucie.	Utility billing	72%	67%	66%	70%	61%	52%	53%	
	Please rate how important, if at all, you think it is for the Port St. Lucie community to focus on each of the following in the coming two years.	Overall quality of the utility infrastructure				92%	89%	96%	95%	
Safety	Please rate each of the following characteristics as they relate to Port St. Lucie as a whole.	Overall feeling of safety	83%	79%	79%	82%	73%	77%	73%	
	Please rate how safe or unsafe you feel:	In your neighborhood during the day	93%	96%	95%	95%	95%	94%	91%	
		In Port St. Lucie's commercial areas during the day	86%	91%	89%	90%	91%	89%	85%	
		From property crime				83%	85%	80%	80%	
		From violent crime				84%	87%	81%	82%	
		From fire, flood, or other natural disaster				79%	78%	77%	73%	
	Please rate the quality of each of the following services in Port St. Lucie.	Police services	81%	83%	84%	84%	82%	78%	73%	78%
		Crime prevention	72%	74%	82%	81%	74%	71%	64%	
		Animal control	62%	61%	67%	81%	77%	64%	72%	
		Fire services	96%	95%	95%	87%	90%	85%	85%	
		Fire prevention and education	81%	80%	79%	80%	80%	67%	70%	
		Emergency preparedness	81%	73%	85%	77%	72%	72%	74%	
	Please rate how important, if at all, you think it is for the Port St. Lucie community to focus on each of the following in the coming two years.	Overall feeling of safety	93%		96%	97%	93%	92%	92%	
Natural environment	Please rate each of the following characteristics as they relate to Port St. Lucie as a whole.	Overall quality of natural environment	69%	74%	74%	79%	64%	63%	62%	
	Please also rate each of the following in the Port St. Lucie community.	Cleanliness	71%	78%	83%	82%	71%	75%	76%	
		Water resources				74%	66%	72%	71%	























Natural environment	Please also rate each of the following in the Port St. Lucie community.	Air quality	78%	74%	83%	86%	85%	79%	76%
	Please rate the quality of each of the following services in Port St. Lucie.	Preservation of natural areas	64%	60%	68%	69%	55%	52%	46%
		Port St. Lucie open space	55%	56%	56%	62%	46%	48%	45%
		Recycling	80%	83%	84%	82%	63%	56%	68%
		Yard waste pick-up	69%	77%	74%	76%	50%	43%	63%
	Please rate how important, if at all, you think it is for the Port St. Lucie community to focus on each of the following in the coming two years.	Overall quality of natural environment	81%		91%	84%	83%	86%	89%
Parks and Recreation	Please rate each of the following characteristics as they relate to Port St. Lucie as a whole.	Overall quality of parks and recreation opportunities				76%	67%	68%	67%
	Please also rate each of the following in the Port St. Lucie community.	Availability of paths and walking trails	40%	36%	45%	54%	64%	52%	54%
		Fitness opportunities	64%	60%	65%	61%	55%	56%	61%
		Recreational opportunities	55%	57%	50%	59%	53%	51%	56%
	Please rate the quality of each of the following services in Port St. Lucie.	City parks	74%	71%	80%	78%	69%	66%	67%
		Recreation programs or classes	62%	55%	69%	62%	62%	47%	58%
		Recreation centers or facilities	63%	62%	68%	65%	59%	56%	63%
	Please rate how important, if at all, you think it is for the Port St. Lucie community to focus on each of the following in the coming two years.	Overall quality of parks and recreation opportunities				83%	78%	83%	80%
Health and wellness	Please rate each of the following characteristics as they relate to Port St. Lucie as a whole.	Overall health and wellness opportunities	67%	65%	69%	70%	66%	61%	51%
	Please rate how important, if at all, you think it is for the Port St. Lucie community to focus on each of the following in the coming two years.	Overall health and wellness opportunities	78%		82%	79%	73%	79%	82%
		Please rate your overall health.	61%	56%	60%	65%	68%	67%	75%
Education, Arts and Culture	Please rate each of the following characteristics as they relate to Port St. Lucie as a whole.	Overall opportunities for education, culture, and the arts	50%	51%	59%	39%	38%	44%	43%

























Education, Arts and Culture	Please also rate each of the following in the Port St. Lucie community.	Opportunities to attend cultural/arts/music activities	43%	41%	42%	41%	41%	43%	45%
		Community support for the arts				40%	43%	42%	47%
		Availability of affordable quality childcare/preschool	58%	50%	41%	33%	47%	33%	35%
		K-12 education	46%	58%	48%	49%	52%	41%	44%
		Adult educational opportunities	46%	47%	50%	46%	40%	32%	42%
		Opportunities to attend special events and festivals	57%	56%	57%	55%	56%	55%	57%
	Please rate how important, if at all, you think it is for the Port St. Lucie community to focus on each of the following in the coming two years.	Overall opportunities for education, culture, and the arts	79%		87%	75%	73%	76%	73%
Inclusivity and Engagement	Please rate each of the following aspects of quality of life in Port St. Lucie.	Port St. Lucie as a place to raise children	70%	67%	76%	78%	71%	68%	65%
		Port St. Lucie as a place to retire	81%	77%	81%	87%	76%	77%	70%
		Sense of community	46%	56%	54%	57%	53%	48%	46%
	Please rate each of the following characteristics as they relate to Port St. Lucie as a whole.	Residents' connection and engagement with their community				44%	48%	37%	42%
		Making all residents feel welcome				70%	68%	68%	66%
	Please rate the job you feel the Port St. Lucie community does at each of the following.	Attracting people from diverse backgrounds				71%	74%	74%	71%
		Valuing/respecting residents from diverse backgrounds				72%	72%	77%	67%
		Taking care of vulnerable residents				60%	58%	54%	52%
		Sense of civic/community pride				56%	48%	39%	47%
	Please also rate each of the following in the Port St. Lucie community.	Neighborliness of residents	55%	57%	57%	54%	53%	49%	49%
		Opportunities to participate in social events and activities	48%	46%	52%	51%	50%	47%	52%

























Inclusivity and Engagement	Please also rate each of the following in the Port St. Lucie community.	Opportunities to volunteer	70%	62%	64%	62%	57%	60%	59%
		Opportunities to participate in community matters	58%	52%	64%	56%	52%	54%	53%
		Openness and acceptance of the community toward people of diverse backgrounds	59%	55%	68%	65%	69%	63%	59%
	Please rate how important, if at all, you think it is for the Port St. Lucie community to focus on each of the following in the coming two years.	Residents' connection and engagement with their community	86%		83%	65%	69%	71%	69%
Participation	Please indicate whether or not you have done each of the following in the last 12 months.	Contacted the City of Port St. Lucie for help or information	48%	41%	51%	50%	56%	63%	57%
		Contacted Port St. Lucie elected officials to express your opinion	17%	12%	19%	17%	15%	17%	15%
		Attended a local public meeting	20%	22%	20%	17%	16%	19%	21%
		Watched a local public meeting	29%	40%	33%	38%	29%	31%	29%
		Volunteered your time to some group/activity	32%	32%	32%	18%	21%	20%	21%
		Campaigned or advocated for a local issue, cause, or candidate	22%	25%	18%	16%	15%	16%	8%
		Voted in your most recent local election				84%	65%	83%	67%
	In general, how many times do you:	Access the internet from your home				94%	95%	94%	92%
		Access the internet from your cell phone				94%	95%	94%	95%
		Visit social media sites				83%	75%	81%	72%
		Use or check email				98%	98%	96%	98%
		Share your opinions online				42%	31%	32%	30%
		Shop online				55%	61%	60%	62%

























Complete Set of Frequencies

























This dashboard contains a complete set of responses to each question on the survey. By default, "don't know" responses are excluded, but may be added to the table using the response filter to the right. In some tables, the percentages may not sum to 100%; this is either because the question permitted the respondent to "choose all that apply", or for a question that asked the respondent to select one answer, it is due to the customary practice of rounding values to the nearest whole number.

























Please rate each of the following aspects of quality of life in Port St. Lucie.	Port St. Lucie as a place to live	Excellent		23% N=77
		Good		48% N=159
		Fair		23% N=77
		Poor		5% N=15
Your neighborhood as a place to live		Excellent		40% N=130
		Good		47% N=154
		Fair		12% N=41
		Poor		1% N=4
Port St. Lucie as a place to raise children		Excellent		31% N=86
		Good		33% N=92
		Fair		26% N=72
		Poor		9% N=24
Port St. Lucie as a place to work		Excellent		17% N=45
		Good		31% N=79
		Fair		30% N=77
		Poor		22% N=57
Port St. Lucie as a place to visit		Excellent		17% N=54
		Good		31% N=97
		Fair		35% N=110
		Poor		16% N=50
Port St. Lucie as a place to retire		Excellent		30% N=93
		Good		39% N=121

Please rate each of the following aspects of quality of life in Port St. Lucie.	Port St. Lucie as a place to retire	Fair		19% N=57
		Poor		12% N=36
	The overall quality of life	Excellent		18% N=59
		Good		48% N=156
		Fair		26% N=84
		Poor		8% N=27
Please rate each of the following characteristics as they relate to Port St. Lucie as a whole.	Sense of community	Excellent		14% N=44
		Good		32% N=100
		Fair		35% N=109
		Poor		19% N=60
	Overall economic health	Excellent		11% N=33
		Good		44% N=130
		Fair		21% N=61
		Poor		24% N=71
	Overall quality of the transportation system	Excellent		4% N=12
		Good		24% N=69
		Fair		34% N=97
		Poor		38% N=109
	Overall design or layout of residential and commercial areas	Excellent		11% N=36
		Good		33% N=106
		Fair		34% N=109
		Poor		23% N=74
	Overall quality of the utility infrastructure	Excellent		10% N=33
		Good		49% N=159

Please rate each of the following characteristics as they relate to Port St. Lucie as a whole.	Overall quality of the utility infrastructure	Fair		29% N=93
		Poor		12% N=40
	Overall feeling of safety	Excellent		23% N=75
		Good		51% N=168
		Fair		23% N=77
		Poor		4% N=12
	Overall quality of natural environment	Excellent		22% N=70
		Good		40% N=131
		Fair		27% N=89
		Poor		11% N=34
	Overall quality of parks and recreation opportunities	Excellent		24% N=76
		Good		43% N=133
		Fair		23% N=72
		Poor		10% N=31
	Overall health and wellness opportunities	Excellent		14% N=42
		Good		37% N=115
		Fair		39% N=118
		Poor		10% N=32
	Overall opportunities for education, culture, and the arts	Excellent		10% N=27
		Good		33% N=93
		Fair		27% N=76
		Poor		30% N=85
	Residents' connection and engagement with their community	Excellent		7% N=22
		Good		35% N=103

























Please rate each of the following characteristics as they relate to Port St. Lucie as a whole.	Residents' connection and engagement with their community	Fair		33% N=99
		Poor		24% N=71
Please indicate how likely or unlikely you are to do each of the following.	Recommend living in Port St. Lucie to someone who asks	Very likely		32% N=105
		Somewhat likely		37% N=122
		Somewhat unlikely		13% N=44
		Very unlikely		17% N=57
	Remain in Port St. Lucie for the next five years	Very likely		53% N=169
		Somewhat likely		26% N=82
		Somewhat unlikely		7% N=23
		Very unlikely		14% N=45
	In your neighborhood during the day	Very safe		69% N=228
		Somewhat safe		22% N=73
		Neither safe nor unsafe		5% N=18
		Somewhat unsafe		3% N=8
		Very unsafe		0% N=1
	In Port St. Lucie's downtown/commercial area during the day	Very safe		44% N=143
		Somewhat safe		41% N=131
		Neither safe nor unsafe		12% N=38
		Somewhat unsafe		3% N=9
		Very unsafe		0% N=1
	From property crime	Very safe		32% N=104
		Somewhat safe		47% N=154
		Neither safe nor unsafe		11% N=35
		Somewhat unsafe		8% N=26

Please rate how safe or unsafe you feel:	From property crime	Very unsafe		2% N=6
	From violent crime	Very safe		38% N=124
		Somewhat safe		44% N=142
		Neither safe nor unsafe		12% N=39
		Somewhat unsafe		6% N=18
		Very unsafe		1% N=2
	From fire, flood, or other natural disaster	Very safe		28% N=91
		Somewhat safe		45% N=149
		Neither safe nor unsafe		16% N=51
		Somewhat unsafe		8% N=25
		Very unsafe		3% N=11
Please rate the job you feel the Port St. Lucie community does at each of the following.	Making all residents feel welcome	Excellent		23% N=66
		Good		43% N=124
		Fair		24% N=68
		Poor		10% N=30
	Attracting people from diverse backgrounds	Excellent		25% N=71
		Good		45% N=127
		Fair		22% N=63
		Poor		7% N=20
	Valuing/respecting residents from diverse backgrounds	Excellent		27% N=74
		Good		41% N=112
		Fair		25% N=69
		Poor		8% N=21
	Taking care of vulnerable residents	Excellent		17% N=43

























Please rate the job you feel the Port St. Lucie community does at each of the following.	Taking care of vulnerable residents	Good		35% N=87
		Fair		28% N=68
		Poor		20% N=49
Please rate each of the following in the Port St. Lucie community.	Overall quality of business and service establishments	Excellent		12% N=39
		Good		50% N=163
		Fair		29% N=96
		Poor		9% N=29
	Variety of business and service establishments	Excellent		12% N=39
		Good		40% N=130
		Fair		30% N=96
		Poor		18% N=58
	Vibrancy of downtown/commercial area	Excellent		10% N=31
		Good		39% N=120
		Fair		36% N=112
		Poor		16% N=48
	Employment opportunities	Excellent		9% N=21
		Good		28% N=67
		Fair		33% N=79
		Poor		31% N=75
	Shopping opportunities	Excellent		16% N=53
		Good		33% N=106
		Fair		34% N=110
		Poor		16% N=53
	Cost of living	Excellent		3% N=11

Please rate each of the following in the Port St. Lucie community.	Cost of living	Good	<div><div></div></div>	15% N=49	
		Fair	<div><div></div></div>	44% N=143	
		Poor	<div><div></div></div>	38% N=126	
	Overall image or reputation	Excellent	<div><div></div></div>	13% N=42	
		Good	<div><div></div></div>	48% N=156	
		Fair	<div><div></div></div>	29% N=95	
		Poor	<div><div></div></div>	10% N=31	
	Please also rate each of the following in the Port St. Lucie community.	Traffic flow on major streets	Excellent	<div><div></div></div>	1% N=2
			Good	<div><div></div></div>	16% N=54
			Fair	<div><div></div></div>	27% N=88
Poor			<div><div></div></div>	56% N=186	
Ease of public parking		Excellent	<div><div></div></div>	7% N=23	
		Good	<div><div></div></div>	45% N=144	
		Fair	<div><div></div></div>	28% N=90	
		Poor	<div><div></div></div>	19% N=62	
Ease of travel by car		Excellent	<div><div></div></div>	7% N=22	
		Good	<div><div></div></div>	30% N=96	
	Fair	<div><div></div></div>	35% N=114		
	Poor	<div><div></div></div>	29% N=93		
Ease of travel by public transportation	Excellent	<div><div></div></div>	3% N=5		
	Good	<div><div></div></div>	21% N=31		
	Fair	<div><div></div></div>	17% N=25		
	Poor	<div><div></div></div>	59% N=87		
Ease of travel by bicycle	Excellent	<div><div></div></div>	4% N=7		

























Please also rate each of the following in the Port St. Lucie community.

Ease of travel by bicycle	Good		19% N=38
	Fair		45% N=89
	Poor		33% N=65
Ease of walking	Excellent		10% N=26
	Good		31% N=85
	Fair		31% N=84
	Poor		29% N=78
Well-planned residential growth	Excellent		5% N=16
	Good		25% N=74
	Fair		30% N=89
	Poor		39% N=115
Well-planned commercial growth	Excellent		4% N=13
	Good		27% N=81
	Fair		35% N=105
	Poor		34% N=104
Well-designed neighborhoods	Excellent		12% N=39
	Good		32% N=101
	Fair		33% N=103
	Poor		23% N=71
Preservation of the historical or cultural character of the community	Excellent		10% N=25
	Good		30% N=73
	Fair		36% N=88
	Poor		24% N=58
Public places where people want to spend time	Excellent		9% N=27
























Please also rate each of Public places where people want to the following in the Port spend time St. Lucie community.

	Good		36% N=109
	Fair		30% N=91
	Poor		25% N=77
Variety of housing options	Excellent		11% N=34
	Good		29% N=88
	Fair		28% N=86
	Poor		31% N=94
Availability of affordable quality housing	Excellent		6% N=17
	Good		13% N=38
	Fair		33% N=99
	Poor		48% N=143
Overall quality of new development	Excellent		14% N=41
	Good		34% N=99
	Fair		33% N=97
	Poor		19% N=54
Overall appearance	Excellent		22% N=72
	Good		51% N=167
	Fair		17% N=57
	Poor		9% N=30
Cleanliness	Excellent		28% N=92
	Good		47% N=153
	Fair		16% N=53
	Poor		8% N=25
Water resources	Excellent		28% N=90

Please also rate each of the following in the Port St. Lucie community.

























Water resources	Good		43% N=135
	Fair		22% N=71
	Poor		6% N=20
Air quality	Excellent		28% N=86
	Good		48% N=150
	Fair		23% N=73
	Poor		1% N=3
Availability of paths and walking trails	Excellent		19% N=57
	Good		34% N=101
	Fair		29% N=84
	Poor		18% N=52
Fitness opportunities	Excellent		21% N=60
	Good		40% N=112
	Fair		25% N=70
	Poor		14% N=39
Recreational opportunities	Excellent		21% N=60
	Good		35% N=100
	Fair		27% N=76
	Poor		17% N=48
Opportunities to attend cultural/arts/music activities	Excellent		17% N=48
	Good		28% N=79
	Fair		35% N=98
	Poor		20% N=58
Community support for the arts	Excellent		13% N=33

Please also rate each of the following in the Port St. Lucie community.

























Community support for the arts	Good		33% N=82
	Fair		30% N=74
	Poor		23% N=55
Availability of affordable quality childcare/preschool	Excellent		10% N=16
	Good		25% N=42
	Fair		25% N=41
	Poor		40% N=66
K-12 education	Excellent		11% N=23
	Good		33% N=67
	Fair		34% N=71
	Poor		22% N=45
Adult educational opportunities	Excellent		9% N=17
	Good		33% N=59
	Fair		32% N=57
	Poor		26% N=48
Sense of civic/community pride	Excellent		13% N=37
	Good		34% N=94
	Fair		34% N=95
	Poor		18% N=50
Neighborliness of residents	Excellent		15% N=44
	Good		34% N=102
	Fair		37% N=110
	Poor		15% N=44
Opportunities to participate in social events and activities	Excellent		13% N=37

Please also rate each of the following in the Port St. Lucie community.

























Please also rate each of the following in the Port St. Lucie community.	Opportunities to participate in social events and activities	Good	<div></div>	39% N=111
		Fair	<div></div>	32% N=89
		Poor	<div></div>	16% N=46
	Opportunities to attend special events and festivals	Excellent	<div></div>	17% N=52
		Good	<div></div>	40% N=118
		Fair	<div></div>	34% N=100
		Poor	<div></div>	9% N=28
	Opportunities to volunteer	Excellent	<div></div>	14% N=28
		Good	<div></div>	46% N=93
		Fair	<div></div>	36% N=72
		Poor	<div></div>	5% N=10
	Opportunities to participate in community matters	Excellent	<div></div>	11% N=26
Good		<div></div>	42% N=95	
Fair		<div></div>	34% N=77	
Poor		<div></div>	13% N=29	
Openness and acceptance of the community toward people of diverse backgrounds	Excellent	<div></div>	23% N=58	
	Good	<div></div>	35% N=88	
	Fair	<div></div>	29% N=71	
	Poor	<div></div>	12% N=31	
Please indicate whether or not you have done each of the following in the last 12 months.	Contacted the City of Port St. Lucie for help or information	No	<div></div>	43% N=140
		Yes	<div></div>	57% N=187
	Contacted Port St. Lucie elected officials to express your opinion	No	<div></div>	85% N=278
		Yes	<div></div>	15% N=50
	Attended a local public meeting	No	<div></div>	80% N=261

Please indicate whether or not you have done each of the following in the last 12 months.	Attended a local public meeting	Yes		20% N=67
	Watched a local public meeting	No		71% N=232
		Yes		29% N=96
	Volunteered your time to some group/activity	No		79% N=259
		Yes		21% N=69
	Campaigned or advocated for a local issue, cause, or candidate	No		92% N=301
		Yes		8% N=24
	Voted in your most recent local election	No		33% N=107
		Yes		67% N=220
	Used public transportation instead of driving	No		90% N=296
		Yes		10% N=32
	Carpooled with other adults or children instead of driving alone	No		59% N=193
Yes			41% N=134	
Walked or biked instead of driving	No		62% N=204	
	Yes		38% N=124	
Please rate the quality of each of the following services in Port St. Lucie.	Public information services	Excellent		24% N=68
		Good		41% N=115
		Fair		26% N=75
		Poor		9% N=25
	Economic development	Excellent		13% N=35
		Good		40% N=110
		Fair		27% N=75
		Poor		21% N=57
	Traffic enforcement	Excellent		12% N=36

























Please rate the quality of each of the following services in Port St. Lucie.

Traffic enforcement	Good		33% N=96
	Fair		29% N=86
	Poor		26% N=75
Traffic signal timing	Excellent		8% N=24
	Good		26% N=82
	Fair		28% N=89
	Poor		38% N=117
Street repair	Excellent		10% N=32
	Good		29% N=90
	Fair		39% N=124
	Poor		22% N=69
Street cleaning	Excellent		18% N=54
	Good		45% N=134
	Fair		25% N=75
	Poor		12% N=35
Street lighting	Excellent		10% N=31
	Good		32% N=104
	Fair		27% N=88
	Poor		31% N=101
Sidewalk maintenance	Excellent		15% N=44
	Good		35% N=105
	Fair		32% N=96
	Poor		18% N=55
Bus or transit services	Excellent		10% N=14

























Please rate the quality of each of the following services in Port St. Lucie.

























Bus or transit services	Good		25% N=35
	Fair		29% N=41
	Poor		37% N=53
Land use, planning and zoning	Excellent		4% N=8
	Good		28% N=65
	Fair		31% N=70
	Poor		37% N=86
Code enforcement	Excellent		10% N=24
	Good		35% N=82
	Fair		31% N=73
	Poor		23% N=55
Affordable high-speed internet access	Excellent		11% N=32
	Good		43% N=126
	Fair		26% N=75
	Poor		20% N=59
Garbage collection	Excellent		23% N=74
	Good		38% N=124
	Fair		18% N=59
	Poor		22% N=71
Drinking water	Excellent		12% N=36
	Good		35% N=106
	Fair		32% N=99
	Poor		22% N=66
Sewer services	Excellent		21% N=62

Please rate the quality of each of the following services in Port St. Lucie.
























Sewer services	Good		43% N=128
	Fair		29% N=88
	Poor		7% N=21
Storm water management	Excellent		16% N=49
	Good		35% N=103
	Fair		28% N=84
	Poor		21% N=61
Utility billing	Excellent		16% N=49
	Good		37% N=119
	Fair		30% N=94
	Poor		17% N=55
Police/Sheriff services	Excellent		30% N=89
	Good		48% N=141
	Fair		19% N=56
	Poor		3% N=9
Crime prevention	Excellent		24% N=68
	Good		40% N=114
	Fair		29% N=81
	Poor		7% N=20
Animal control	Excellent		27% N=65
	Good		44% N=105
	Fair		18% N=43
	Poor		10% N=24
Fire services	Excellent		47% N=111

























Please rate the quality of each of the following services in Port St. Lucie.

























Fire services	Good		39% N=92
	Fair		12% N=30
	Poor		2% N=5
Fire prevention and education	Excellent		34% N=61
	Good		36% N=66
	Fair		26% N=46
	Poor		5% N=9
Emergency preparedness	Excellent		29% N=82
	Good		45% N=128
	Fair		23% N=64
	Poor		4% N=10
Preservation of natural areas	Excellent		20% N=50
	Good		27% N=68
	Fair		28% N=71
	Poor		25% N=64
Port St. Lucie open space	Excellent		15% N=38
	Good		30% N=77
	Fair		32% N=81
	Poor		24% N=60
Recycling	Excellent		22% N=66
	Good		46% N=139
	Fair		19% N=58
	Poor		12% N=37
Yard waste pick-up	Excellent		20% N=63

























Please rate the quality of each of the following services in Port St. Lucie.	Yard waste pick-up	Good		43% N=131
		Fair		24% N=75
		Poor		13% N=39
	City parks	Excellent		24% N=70
		Good		43% N=125
		Fair		28% N=80
		Poor		5% N=14
	Recreation programs or classes	Excellent		14% N=29
		Good		44% N=89
		Fair		28% N=58
		Poor		13% N=27
	Recreation centers or facilities	Excellent		20% N=45
		Good		43% N=101
		Fair		19% N=45
		Poor		18% N=41
Please rate the following categories of Port St. Lucie government performance.	Overall customer service by Port St. Lucie employees	Excellent		24% N=67
		Good		43% N=120
		Fair		26% N=72
		Poor		7% N=18
	The value of services for the taxes paid to Port St. Lucie	Excellent		6% N=20
		Good		26% N=82
		Fair		31% N=97
		Poor		37% N=116
	The overall direction that Port St. Lucie is taking	Excellent		11% N=34

























Please rate the following categories of Port St. Lucie government performance.	The overall direction that Port St. Lucie is taking	Good	<div></div>	30% N=90
		Fair	<div></div>	31% N=95
		Poor	<div></div>	28% N=85
	The job Port St. Lucie government does at welcoming resident involvement	Excellent	<div></div>	12% N=30
		Good	<div></div>	30% N=74
		Fair	<div></div>	35% N=85
		Poor	<div></div>	23% N=55
	Overall confidence in Port St. Lucie government	Excellent	<div></div>	11% N=33
		Good	<div></div>	27% N=80
		Fair	<div></div>	39% N=114
		Poor	<div></div>	22% N=64
	Generally acting in the best interest of the community	Excellent	<div></div>	13% N=36
		Good	<div></div>	30% N=83
		Fair	<div></div>	36% N=98
		Poor	<div></div>	22% N=60
Being honest	Excellent	<div></div>	16% N=38	
	Good	<div></div>	31% N=75	
	Fair	<div></div>	33% N=79	
	Poor	<div></div>	20% N=48	
Being open and transparent to the public	Excellent	<div></div>	15% N=34	
	Good	<div></div>	36% N=82	
	Fair	<div></div>	29% N=66	
	Poor	<div></div>	21% N=49	
Informing residents about issues facing the community	Excellent	<div></div>	10% N=29	

























Please rate the following categories of Port St. Lucie government performance.	Informing residents about issues facing the community	Good		37% N=101
		Fair		31% N=84
		Poor		22% N=61
	Treating all residents fairly	Excellent		18% N=43
		Good		39% N=90
		Fair		28% N=66
		Poor		15% N=34
	Treating residents with respect	Excellent		21% N=53
		Good		40% N=101
		Fair		29% N=73
		Poor		11% N=28
Overall, how would you rate the quality of the services provided by each of the following?	The City of Port St. Lucie	Excellent		13% N=40
		Good		43% N=136
		Fair		33% N=103
		Poor		12% N=38
	The Federal Government	Excellent		8% N=25
		Good		26% N=77
		Fair		27% N=82
		Poor		39% N=116
Please rate how important, if at all, you think it is for the Port St. Lucie community to focus on each of the following in the coming two years.	Overall economic health	Essential		52% N=166
		Very important		44% N=140
		Somewhat important		4% N=13
		Not at all important		1% N=2
	Overall quality of the transportation system	Essential		41% N=130

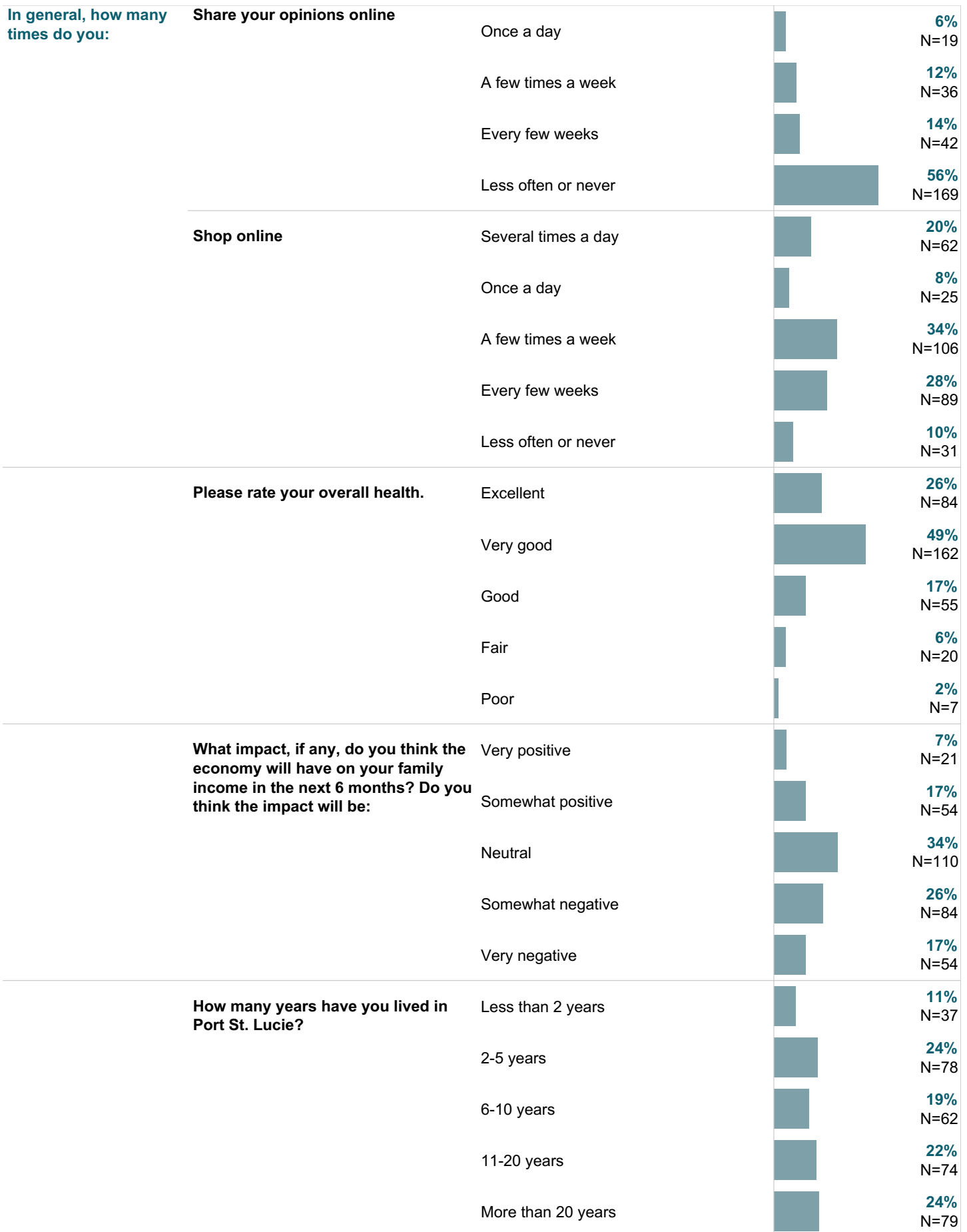
Please rate how important, if at all, you think it is for the Port St. Lucie community to focus on each of the following in the coming two years.	Overall quality of the transportation system	Very important		37% N=116
		Somewhat important		18% N=58
		Not at all important		4% N=13
	Overall design or layout of residential and commercial areas	Essential		47% N=151
		Very important		44% N=142
		Somewhat important		9% N=28
		Not at all important		1% N=2
	Overall quality of the utility infrastructure	Essential		51% N=164
		Very important		44% N=141
		Somewhat important		5% N=16
		Not at all important		0% N=1
	Overall feeling of safety	Essential		56% N=183
		Very important		36% N=116
		Somewhat important		8% N=26
		Not at all important		0% N=1
	Overall quality of natural environment	Essential		39% N=125
		Very important		50% N=162
		Somewhat important		11% N=35
		Not at all important		0% N=1
	Overall quality of parks and recreation opportunities	Essential		28% N=92
		Very important		52% N=169
		Somewhat important		18% N=58
		Not at all important		2% N=5
	Overall health and wellness opportunities	Essential		38% N=121

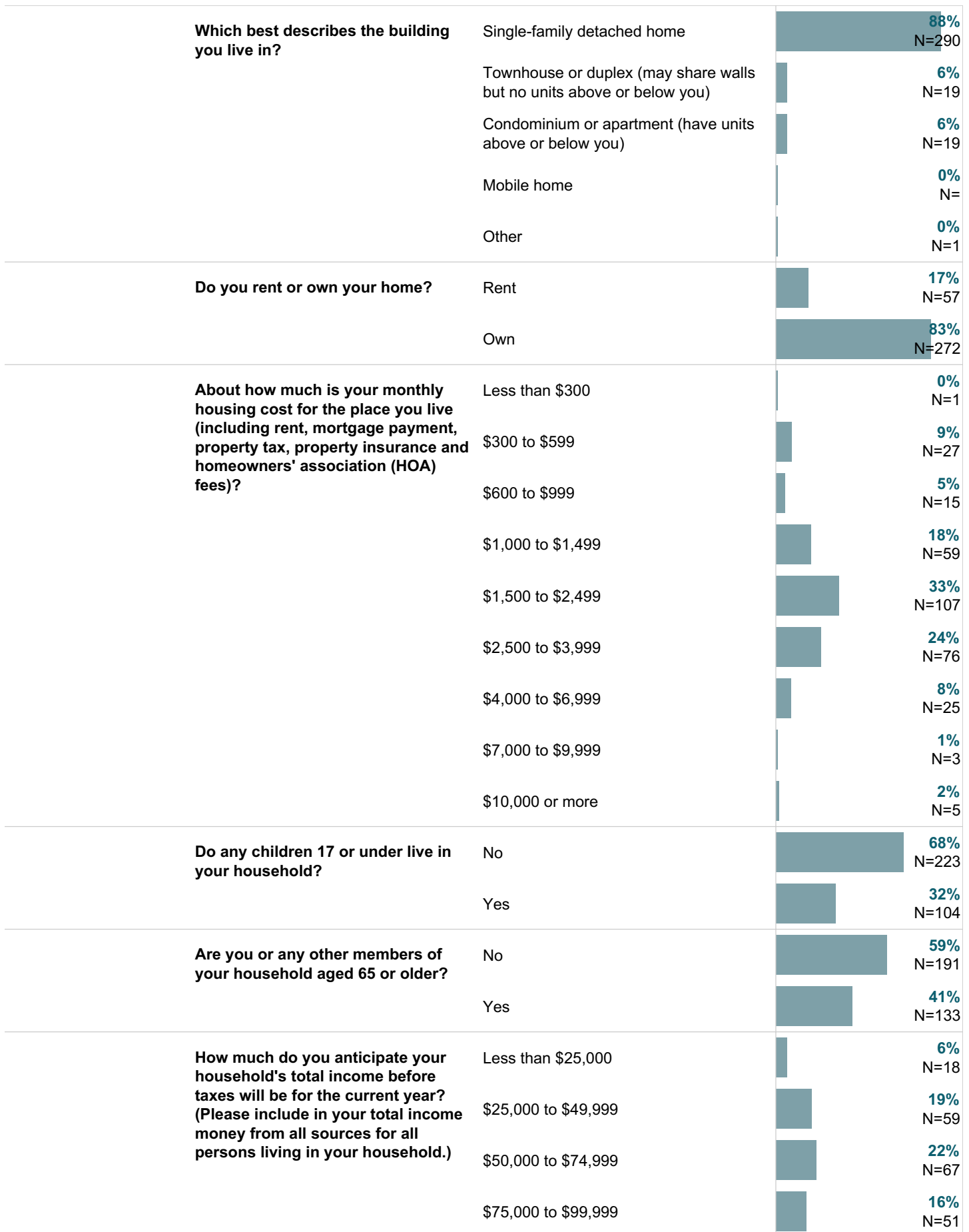
Please rate how important, if at all, you think it is for the Port St. Lucie community to focus on each of the following in the coming two years.	Overall health and wellness opportunities	Very important		44% N=142
		Somewhat important		16% N=52
		Not at all important		2% N=5
	Overall opportunities for education, culture, and the arts	Essential		32% N=104
		Very important		41% N=132
		Somewhat important		24% N=78
		Not at all important		3% N=9
	Residents' connection and engagement with their community	Essential		23% N=76
		Very important		46% N=149
		Somewhat important		29% N=93
		Not at all important		2% N=7
Please rate how much of a source of information about Port St. Lucie, if at all, each of the following services have been for your household over the past 12 months.	City website	Major source		44% N=134
		Minor source		41% N=125
		Not a source		15% N=46
	Facebook	Major source		29% N=94
		Minor source		27% N=87
		Not a source		44% N=140
	Instagram	Major source		10% N=31
		Minor source		15% N=47
		Not a source		75% N=234
	LinkedIn	Major source		2% N=5
		Minor source		17% N=51
		Not a source		82% N=252
	YouTube	Major source		13% N=41






















Please rate how much of a source of information about Port St. Lucie, if at all, each of the following services have been for your household over the past 12 months.	YouTube	Minor source		17% N=53
		Not a source		71% N=225
	Nextdoor	Major source		16% N=51
		Minor source		25% N=78
		Not a source		59% N=181
	PSL TV - 20	Major source		8% N=24
		Minor source		25% N=76
		Not a source		68% N=208
	Newspaper	Major source		16% N=51
		Minor source		26% N=82
		Not a source		58% N=180
	City emails	Major source		41% N=127
		Minor source		33% N=104
		Not a source		26% N=82
	City Manager's Biweekly Report/Annual Report	Major source		9% N=30
		Minor source		27% N=84
		Not a source		64% N=199
	X (Twitter)	Major source		10% N=30
		Minor source		10% N=31
		Not a source		80% N=249
	TV news	Major source		39% N=125
		Minor source		30% N=96
		Not a source		31% N=100
	Mail	Major source		35% N=111

Please rate how much of a source of information about Port St. Lucie, if at all, each of the following services have been for your household over the past 12 months.	Mail	Minor source		43% N=135
		Not a source		22% N=69
	Texts/phone calls	Major source		43% N=139
		Minor source		36% N=116
		Not a source		21% N=68
Please rate each of the following aspects of Port St. Lucie communications:	Availability of information about City programs and services	Excellent		14% N=43
		Good		44% N=130
		Fair		27% N=79
		Poor		15% N=44
	Availability of information about special events in Port St. Lucie	Excellent		17% N=54
		Good		41% N=129
		Fair		31% N=97
		Poor		11% N=36
	Overall usefulness of the City's website	Excellent		20% N=51
		Good		43% N=111
		Fair		27% N=70
		Poor		9% N=24
	Quality of video programming (e.g., City's TV channel, web streaming, YouTube)	Excellent		12% N=19
		Good		46% N=74
		Fair		27% N=44
		Poor		15% N=25
	City's use of social media (e.g., Facebook, X (Twitter), Instagram)	Excellent		13% N=22
		Good		45% N=76
		Fair		33% N=55

following aspects of Port St. Lucie communications:	City's use of social media (e.g., Facebook, X (Twitter), Instagram)	Poor		9% N=15
	Would you be willing to pay an additional estimated \$131 per year for twice a week trash collection?	No		86% N=280
		Yes		14% N=47
In general, how many times do you:	Access the internet from your home	Several times a day		71% N=231
		Once a day		13% N=42
		A few times a week		8% N=25
		Every few weeks		5% N=17
		Less often or never		3% N=9
	Access the internet from your cell phone	Several times a day		76% N=242
		Once a day		16% N=51
		A few times a week		3% N=10
		Every few weeks		1% N=3
		Less often or never		4% N=14
	Visit social media sites	Several times a day		46% N=147
		Once a day		16% N=50
		A few times a week		11% N=34
		Every few weeks		5% N=16
		Less often or never		23% N=72
	Use or check email	Several times a day		73% N=237
		Once a day		22% N=71
		A few times a week		3% N=10
		Every few weeks		1% N=4
		Less often or never		1% N=2
	Share your opinions online	Several times a day		12% N=38





How much do you anticipate your household's total income before taxes will be for the current year? (Please include in your total income money from all sources for all persons living in your household.)	\$100,000 to \$149,999		22% N=69
	\$150,000 to \$199,999		9% N=27
	\$200,000 to \$299,999		5% N=16
	\$300,000 or more		2% N=5
Are you of Hispanic, Latino/a/x, or Spanish origin?	No, not of Hispanic, Latino/a/x, or Spanish origin		79% N=252
	Yes, I consider myself to be of Hispanic, Latino/a/x, or Spanish origin		21% N=69
What is your race? (Mark one or more races to indicate what race you consider yourself to be.)	American Indian or Alaska Native		1% N=2
	Asian		1% N=3
	Black or African American		17% N=55
	White		67% N=215
	A race not listed		16% N=50
In which category is your age?	18-24 years		2% N=5
	25-34 years		15% N=50
	35-44 years		19% N=63
	45-54 years		15% N=51
	55-64 years		14% N=46
	65-74 years		21% N=67
	75 years or older		14% N=45
What is your gender?	Woman		56% N=183
	Man		44% N=146
	Identify in another way		0% N=

Methods (Open Participation)



As part of its participation in The National Community Survey™ (The NCS™), the City of Port St. Lucie conducted a survey of 3,000 residents. Survey invitations were mailed to randomly selected households and data were collected from January 23rd, 2024 to February 27th, 2024. The results from this main survey effort represent the most robust estimate of your residents' opinions.

After the above data collection period was underway, a link to an online open participation survey was publicized by the City of Port St. Lucie. The open participation survey was identical to the probability sample survey with two small updates; it included a map at the beginning asking where the respondent lives and also a question about where they heard about the survey. The open participation survey was open to all Port St. Lucie residents and became available on February 3rd, 2024. The survey remained open for about three weeks and there were 1,691 responses.

The open participation survey data were not collected through a random sample and it is unknown who in the community was aware of the survey; therefore, a level of confidence in the representativeness of the sample cannot be estimated. However, to reduce bias where possible, these data were statistically weighted to match the demographic characteristics of the 2020 Census and 2022 American Community Survey estimates for adults in the City of Port St. Lucie. The characteristics used for weighting were age, sex, race, Hispanic origin, housing type, housing tenure, and area. No adjustments were made for design effects. Weights were calculated using an iterative, multiplicative raking model known as the ANES Weighting Algorithm.¹⁸ The results of the weighting sche..

		Unweighted	Weighted	Target ¹⁹
Age	18-34	5%	21%	24%
	35-54	31%	33%	32%
	55+	63%	46%	44%
Area	Area 1	17%	24%	24%
	Area 2	30%	27%	27%
	Area 3	28%	24%	24%
	Area 4	26%	25%	25%
Hispanic	No, not of Hispanic, Latino/a/x, or Spanish origin	86%	79%	79%
	Yes, I consider myself to be of Hispanic, Latino/a/x, or Spanish origin	14%	21%	21%
Housing type	Attached	6%	11%	11%
	Detached	94%	89%	89%
Race/ethnic..	Not white alone	26%	44%	44%
	White alone, not Hispanic or Latino	74%	56%	56%
Sex	Man	34%	46%	48%















	Woman	66%	54%	52%
Sex/age	Man 18-34	2%	9%	12%
	Man 35-54	9%	16%	15%
	Man 55+	23%	22%	21%
	Woman 18-34	4%	12%	12%
	Woman 35-54	23%	17%	16%
	Woman 55+	39%	24%	23%
Tenure	Own	95%	83%	83%
	Rent	5%	17%	17%

















18. Pasek, J. (2014). ANES Weighting Algorithm. Retrieved from <https://surveyinsights.org/wp-content/uploads/2014/07/Full-anesrake-paper.pdf>

















19. Targets come from the 2020 Census and 2022 American Community Survey.

















Open Participation Survey Results

















This dashboard contains a complete set of responses to each question on the open participation survey. By default, "don't know" responses are excluded, but may be added to the table using the response filter to the right. In some tables, the percentages may not sum to 100%; this is either because the question permitted the respondent to "choose all that apply", or for a question that asked the respondent to select one answer, it is due to the customary practice of rounding values to the nearest whole number.

Quality of Life	Please rate each of the following aspects of quality of life in Port St. Lucie.	Port St. Lucie as a place to live	Excellent		17% N=279
			Good		49% N=820
			Fair		27% N=456
			Poor		7% N=121
		The overall quality of life	Excellent		14% N=227
			Good		48% N=786
			Fair		30% N=486
			Poor		9% N=144
	Please indicate how likely or unlikely you are to do each of the following.	Recommend living in Port St. Lucie to someone who asks	Very likely		24% N=399
			Somewhat likely		36% N=593
			Somewhat unlikely		19% N=320
			Very unlikely		21% N=348
		Remain in Port St. Lucie for the next five years	Very likely		41% N=650
			Somewhat likely		29% N=464

















Quality of Life	Please indicate how likely or unlikely you are to do each of the following.	Remain in Port St. Lucie for the next five years	Somewhat unlikely		13% N=198
			Very unlikely		17% N=265
	Please rate each of the following in the Port St. Lucie community.	Overall image or reputation	Excellent		11% N=185
			Good		39% N=644
			Fair		33% N=537
			Poor		16% N=267
Governance	Please rate the quality of each of the following services in Port St. Lucie.	Public information services	Excellent		18% N=266
			Good		48% N=730
			Fair		25% N=383
			Poor		9% N=138
		Overall customer service by Port St. Lucie employees	Excellent		21% N=310
			Good		48% N=694
			Fair		23% N=342
			Poor		8% N=113
	Please rate the following categories of Port St. Lucie government performance.	The value of services for the taxes paid to Port St. Lucie	Excellent		6% N=93
			Good		20% N=314

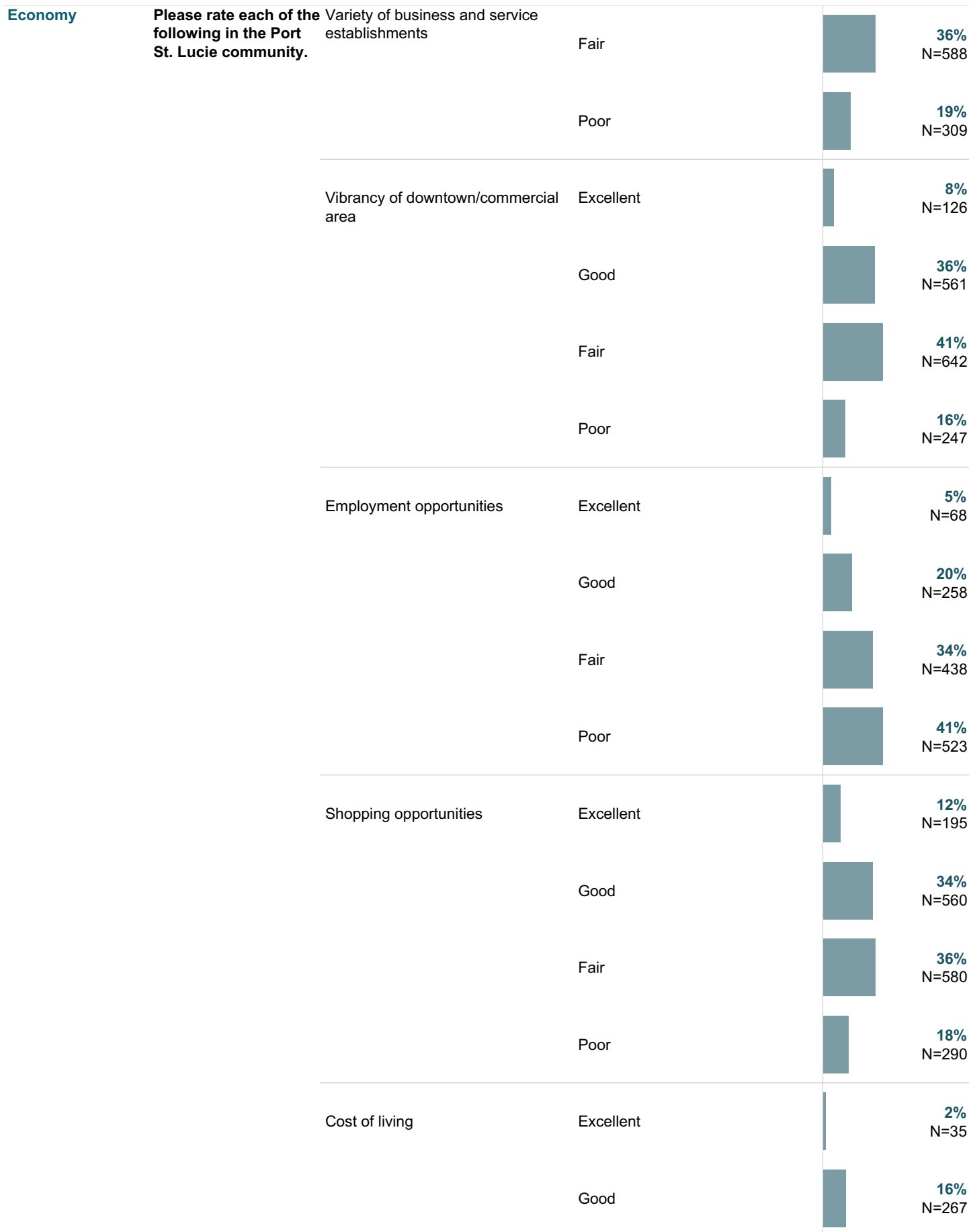
Governance	Please rate the following categories of Port St. Lucie government performance.	The value of services for the taxes paid to Port St. Lucie	Fair		32% N=503
			Poor		42% N=652
		The overall direction that Port St. Lucie is taking	Excellent		8% N=123
			Good		23% N=364
			Fair		29% N=461
			Poor		40% N=626
		The job Port St. Lucie government does at welcoming resident involvement	Excellent		12% N=149
			Good		29% N=373
			Fair		32% N=414
			Poor		27% N=345
		Overall confidence in Port St. Lucie government	Excellent		7% N=112
			Good		24% N=358
			Fair		32% N=485
			Poor		37% N=566
		Generally acting in the best interest of the community	Excellent		8% N=125
			Good		26% N=388

















Governance	Please rate the following categories of Port St. Lucie government performance.	Generally acting in the best interest of the community	Fair		31% N=467
			Poor		35% N=538
		Being honest	Excellent		9% N=117
			Good		28% N=365
			Fair		34% N=442
			Poor		28% N=357
		Being open and transparent to the public	Excellent		10% N=129
			Good		28% N=370
			Fair		31% N=410
			Poor		31% N=410
		Informing residents about issues facing the community	Excellent		13% N=185
			Good		29% N=421
			Fair		31% N=453
			Poor		28% N=403
		Treating all residents fairly	Excellent		13% N=157
			Good		34% N=422

















Governance	Please rate the following categories of Port St. Lucie government performance.	Treating all residents fairly	Fair		30% N=371
			Poor		23% N=291
		Treating residents with respect	Excellent		17% N=221
			Good		38% N=505
			Fair		31% N=414
			Poor		15% N=197
	Overall, how would you rate the quality of the services provided by each of the following?	The City of Port St. Lucie	Excellent		12% N=188
			Good		39% N=617
			Fair		33% N=526
			Poor		16% N=257
		The Federal Government	Excellent		5% N=77
			Good		26% N=392
			Fair		33% N=490
			Poor		36% N=532
Economy	Please rate each of the following aspects of quality of life in Port St. Lucie.	Port St. Lucie as a place to work	Excellent		8% N=105
			Good		26% N=327

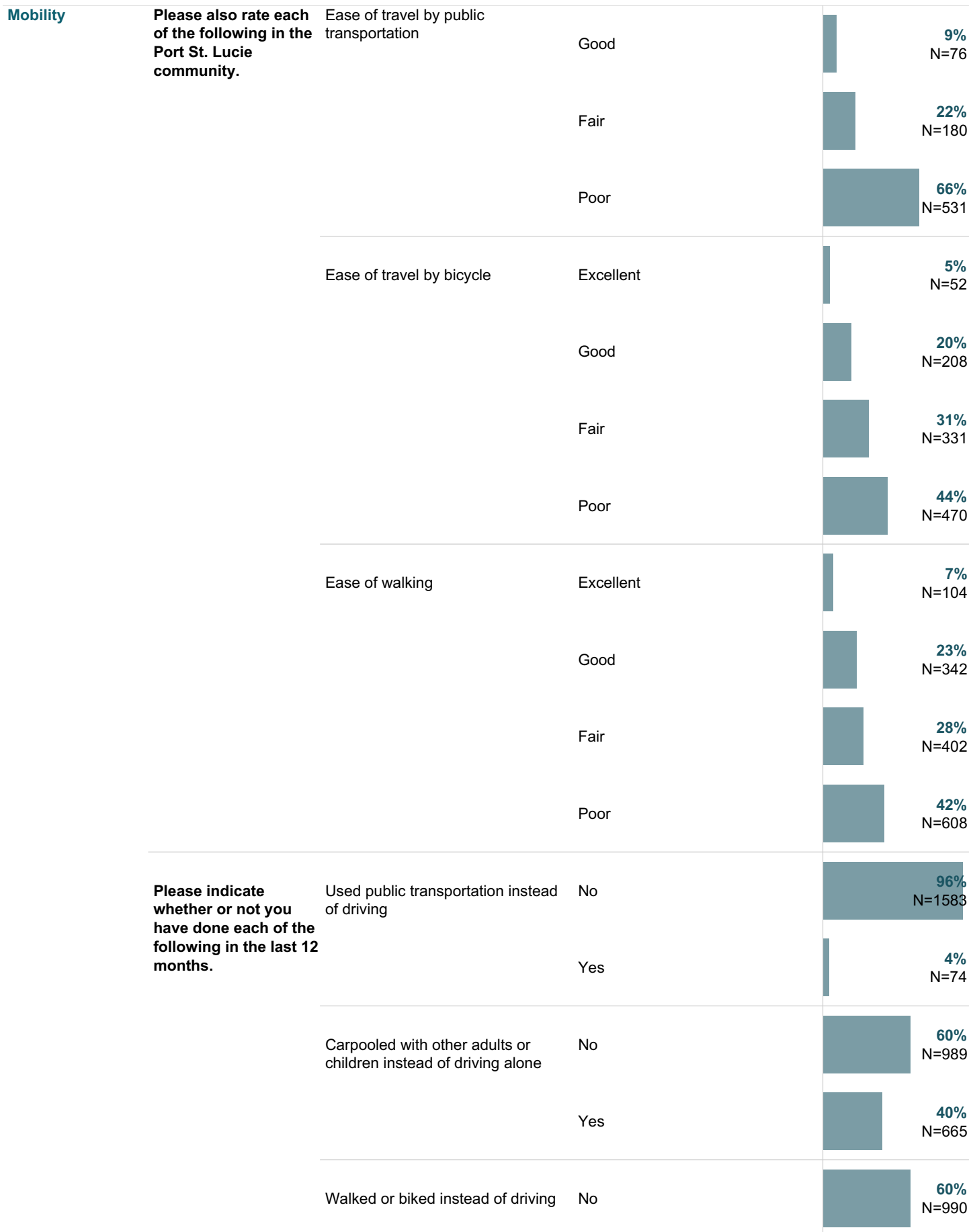
Economy

Please rate each of the following aspects of quality of life in Port St. Lucie.	Port St. Lucie as a place to work	Fair		30% N=381
		Poor		36% N=454
	Port St. Lucie as a place to visit	Excellent		12% N=183
		Good		31% N=476
		Fair		37% N=569
		Poor		21% N=330
	Overall economic health	Excellent		7% N=111
		Good		37% N=582
		Fair		35% N=557
		Poor		22% N=342
Please rate each of the following in the Port St. Lucie community.	Overall quality of business and service establishments	Excellent		9% N=151
		Good		45% N=739
		Fair		35% N=572
		Poor		12% N=191
	Variety of business and service establishments	Excellent		10% N=160
		Good		35% N=582



































Economy	Please rate each of the following in the Port St. Lucie community.	Cost of living	Fair		31% N=509
			Poor		51% N=849
	Please rate the quality of each of the following services in Port St. Lucie.	Economic development	Excellent		10% N=143
			Good		32% N=466
			Fair		34% N=501
			Poor		24% N=355
	Please rate how important, if at all, you think it is for the Port St. Lucie community to focus on each of the following in the coming two years.	Overall economic health	Essential		51% N=809
			Very important		40% N=644
			Somewhat important		8% N=136
			Not at all important		1% N=13
	What impact, if any, do you think the economy will have on your family income in the next 6 months? Do you think the impact will be:		Very positive		7% N=116
			Somewhat positive		16% N=270
			Neutral		33% N=553
			Somewhat negative		28% N=467
			Very negative		15% N=250
Mobility	Please rate each of the following characteristics as they	Overall quality of the transportation system	Excellent		3% N=53

















Mobility	Please rate each of the following characteristics as they relate to Port St. Lucie as a whole.	Overall quality of the transportation system	Good		21% N=325
			Fair		31% N=481
			Poor		44% N=673
	Please also rate each of the following in the Port St. Lucie community.	Traffic flow on major streets	Excellent		1% N=23
			Good		13% N=208
			Fair		26% N=433
			Poor		60% N=999
	Ease of public parking		Excellent		11% N=179
			Good		36% N=571
			Fair		31% N=501
			Poor		22% N=345
	Ease of travel by car		Excellent		7% N=115
			Good		24% N=397
			Fair		31% N=511
			Poor		38% N=624
	Ease of travel by public transportation	Excellent			3% N=22

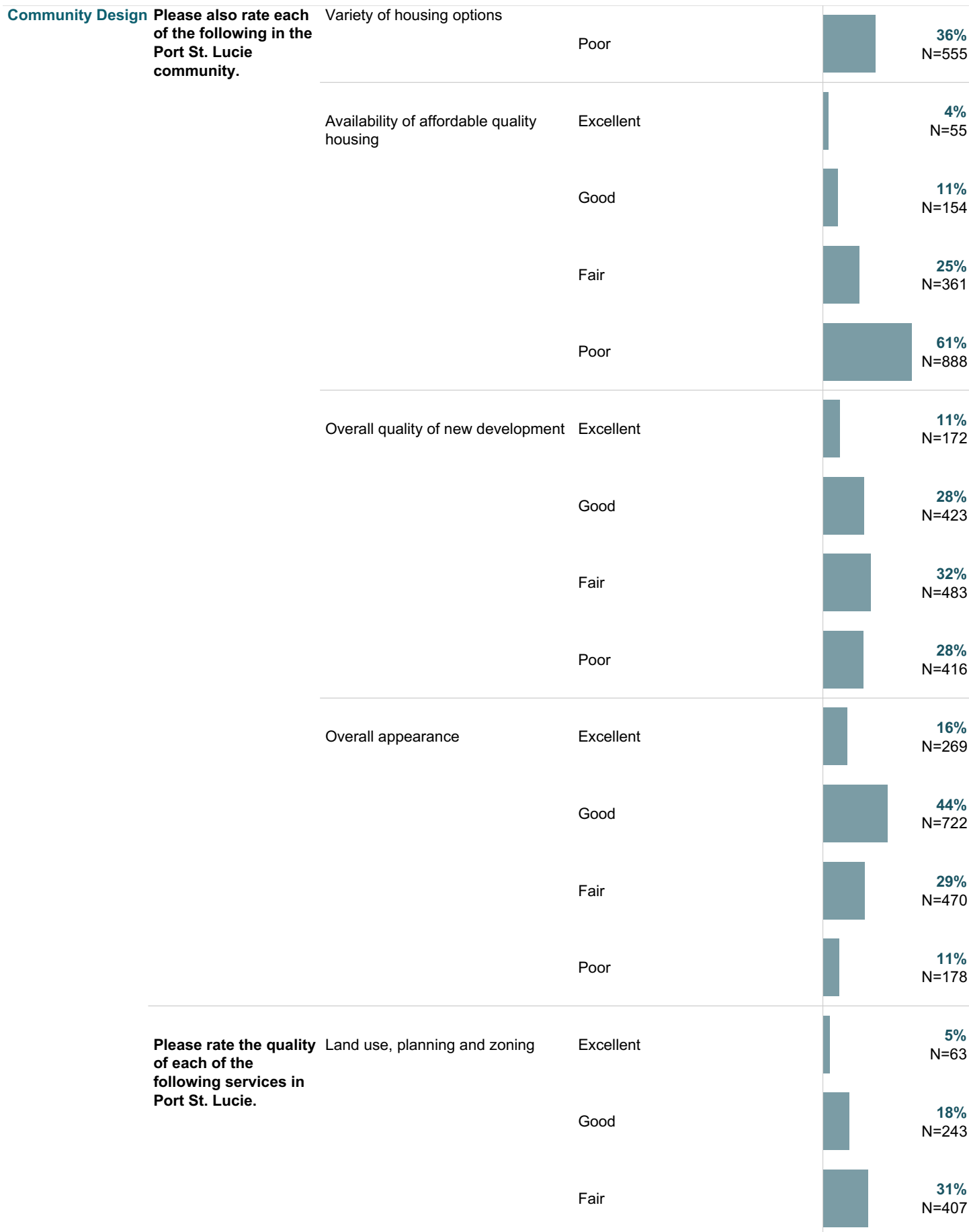




Mobility	Please rate the quality of each of the following services in Port St. Lucie.	Street cleaning	Poor		13% N=198
		Street lighting	Excellent		9% N=141
			Good		31% N=510
			Fair		29% N=472
			Poor		31% N=498
	Sidewalk maintenance	Overall quality of the transportation system	Excellent		12% N=181
			Good		38% N=551
			Fair		27% N=396
			Poor		23% N=330
	Bus or transit services	Overall quality of the transportation system	Excellent		5% N=36
			Good		16% N=116
			Fair		29% N=218
			Poor		50% N=371
	Please rate how important, if at all, you think it is for the Port St. Lucie community to focus on each of the following in the coming two years.	Overall quality of the transportation system	Essential		39% N=626
			Very important		38% N=614
			Somewhat important		21% N=335

















Mobility	St. Lucie community to focus on each of the following in the coming two years.	Overall quality of the transportation system	Not at all important		3% N=44
Community Design	Please rate each of the following aspects of quality of life in Port St. Lucie.	Your neighborhood as a place to live	Excellent		31% N=513
			Good		47% N=781
			Fair		17% N=287
			Poor		4% N=72
	Please rate each of the following characteristics as they relate to Port St. Lucie as a whole.	Overall design or layout of residential and commercial areas	Excellent		6% N=105
			Good		31% N=516
			Fair		31% N=514
			Poor		31% N=511
	Please also rate each of the following in the Port St. Lucie community.	Well-planned residential growth	Excellent		4% N=63
			Good		15% N=233
			Fair		24% N=376
			Poor		56% N=870
		Well-planned commercial growth	Excellent		5% N=81
			Good		20% N=295
			Fair		32% N=471

Community Design Please also rate each of the following in the Port St. Lucie community.	Well-planned commercial growth	Poor		43% N=630
	Well-designed neighborhoods	Excellent		7% N=103
		Good		30% N=474
		Fair		31% N=491
		Poor		32% N=509
	Preservation of the historical or cultural character of the community	Excellent		6% N=77
		Good		29% N=350
		Fair		31% N=368
		Poor		33% N=398
	Public places where people want to spend time	Excellent		7% N=116
		Good		27% N=427
		Fair		36% N=563
		Poor		30% N=466
	Variety of housing options	Excellent		7% N=109
		Good		24% N=378
		Fair		33% N=505



Community Design	Please rate the quality of each of the following services in Port St. Lucie.	Land use, planning and zoning	Poor	<div></div>	46% N=610
		Code enforcement	Excellent	<div></div>	11% N=143
			Good	<div></div>	29% N=372
			Fair	<div></div>	33% N=427
			Poor	<div></div>	28% N=362
	Please rate how important, if at all, you think it is for the Port St. Lucie community to focus on each of the following in the coming two years.	Overall design or layout of residential and commercial areas	Essential	<div></div>	47% N=765
			Very important	<div></div>	39% N=633
			Somewhat important	<div></div>	12% N=192
			Not at all important	<div></div>	1% N=22
	Utilities	Please rate each of the following characteristics as they relate to Port St. Lucie as a whole.	Overall quality of the utility infrastructure	Excellent	<div></div>
			Good	<div></div>	40% N=652
			Fair	<div></div>	28% N=465
			Poor	<div></div>	20% N=319
Please rate the quality of each of the following services in Port St. Lucie.		Affordable high-speed internet access	Excellent	<div></div>	12% N=176
			Good	<div></div>	30% N=445
			Fair	<div></div>	29% N=431

Utilities	Please rate the quality of each of the following services in Port St. Lucie.	Affordable high-speed internet access	Poor		29% N=425
		Garbage collection	Excellent		16% N=257
			Good		31% N=506
			Fair		24% N=387
			Poor		30% N=486
		Drinking water	Excellent		10% N=162
			Good		33% N=521
			Fair		28% N=442
			Poor		28% N=434
		Sewer services	Excellent		18% N=266
			Good		46% N=690
			Fair		26% N=386
			Poor		10% N=152
		Storm water management	Excellent		14% N=209
			Good		38% N=585
			Fair		29% N=445

Utilities	Please rate the quality of each of the following services in Port St. Lucie.	Storm water management	Poor		19% N=284
		Utility billing	Excellent		12% N=186
			Good		31% N=500
			Fair		33% N=532
			Poor		24% N=379
	Please rate how important, if at all, you think it is for the Port St. Lucie community to focus on each of the following in the coming two years.	Overall quality of the utility infrastructure	Essential		58% N=942
			Very important		32% N=515
			Somewhat important		8% N=134
			Not at all important		2% N=29
Safety	Please rate each of the following characteristics as they relate to Port St. Lucie as a whole.	Overall feeling of safety	Excellent		19% N=318
			Good		46% N=767
			Fair		26% N=435
			Poor		8% N=140
	Please rate how safe or unsafe you feel:	In your neighborhood during the day	Very safe		57% N=950
			Somewhat safe		29% N=476
			Neither safe nor unsafe		8% N=128

Safety

Please rate how safe or unsafe you feel:

In your neighborhood during the day

Somewhat unsafe

5%
N=83

Very unsafe

2%
N=29

In Port St. Lucie's
downtown/commercial area during
the day

Very safe

39%
N=636

Somewhat safe

39%
N=640

Neither safe nor unsafe

13%
N=207

Somewhat unsafe

7%
N=119

Very unsafe

2%
N=30

From property crime

Very safe

31%
N=510

Somewhat safe

41%
N=679

Neither safe nor unsafe

11%
N=176

Somewhat unsafe

13%
N=215

Very unsafe

5%
N=76

From violent crime

Very safe

36%
N=585

Somewhat safe

















37%
N=596

Neither safe nor unsafe






16%
N=261

















Somewhat unsafe

















9%
N=141

Safety	Please rate how safe or unsafe you feel:	From violent crime	Very unsafe		2% N=40
		From fire, flood, or other natural disaster	Very safe		29% N=479
			Somewhat safe		42% N=682
			Neither safe nor unsafe		18% N=286
			Somewhat unsafe		9% N=141
			Very unsafe		2% N=39
	Please rate the quality of each of the following services in Port St. Lucie.	Police/Sheriff services	Excellent		29% N=443
			Good		42% N=656
			Fair		22% N=339
			Poor		7% N=112
		Crime prevention	Excellent		21% N=320
			Good		40% N=598
			Fair		28% N=415
			Poor		11% N=157
		Animal control	Excellent		21% N=255
			Good		45% N=552

Safety	Please rate the quality of each of the following services in Port St. Lucie.	Animal control	Fair		23% N=281
			Poor		11% N=138
		Fire services	Excellent		39% N=496
			Good		45% N=569
			Fair		14% N=177
			Poor		2% N=27
		Fire prevention and education	Excellent		23% N=240
			Good		44% N=454
			Fair		22% N=229
			Poor		10% N=103
		Emergency preparedness	Excellent		28% N=384
			Good		44% N=606
			Fair		20% N=277
			Poor		9% N=126
	Please rate how important, if at all, you think it is for the Port St. Lucie community to focus on each of the following in the coming two years.	Overall feeling of safety	Essential		59% N=962
			Very important		33% N=532

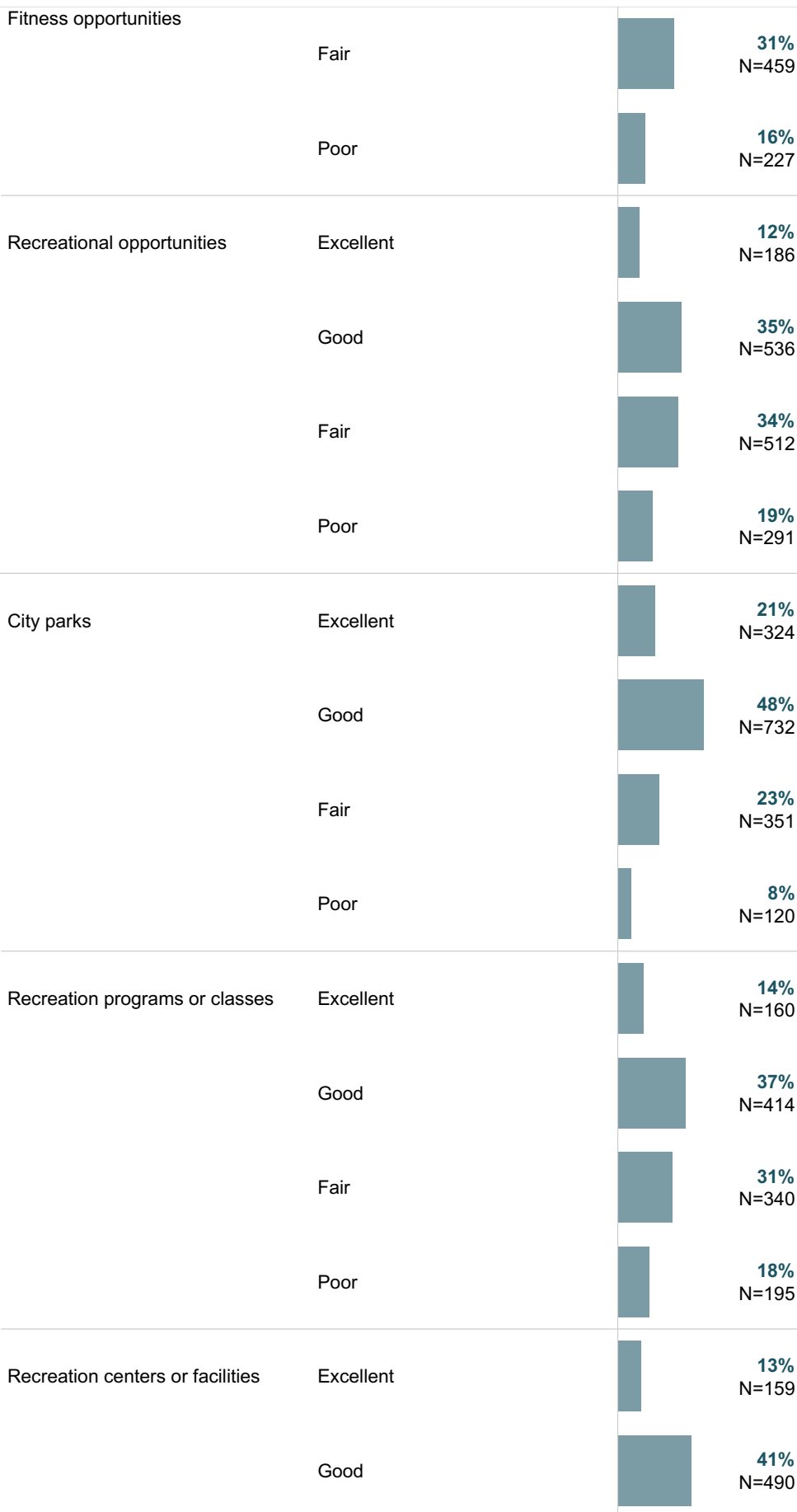
Safety	Please rate how important, if at all, you think it is for the Port St. Lucie community to focus on each of the following in the coming two years.	Overall feeling of safety	Somewhat important		7% N=112
			Not at all important		1% N=21
Natural environment	Please rate each of the following characteristics as they relate to Port St. Lucie as a whole.	Overall quality of natural environment	Excellent		16% N=260
			Good		44% N=721
			Fair		25% N=421
			Poor		15% N=248
	Please also rate each of the following in the Port St. Lucie community.	Cleanliness	Excellent		24% N=400
			Good		48% N=793
			Fair		21% N=354
			Poor		6% N=105
		Water resources	Excellent		20% N=319
			Good		44% N=704
			Fair		26% N=414
			Poor		11% N=178
		Air quality	Excellent		22% N=358
			Good		51% N=816

















Natural environment	Please also rate each of the following in the Port St. Lucie community.	Air quality	Fair		22% N=356
			Poor		5% N=84
	Please rate the quality of each of the following services in Port St. Lucie.	Preservation of natural areas	Excellent		13% N=181
			Good		30% N=418
			Fair		24% N=336
			Poor		33% N=461
	Port St. Lucie open space		Excellent		12% N=168
			Good		28% N=391
			Fair		30% N=418
			Poor		30% N=413
	Recycling		Excellent		19% N=293
			Good		41% N=630
			Fair		25% N=388
			Poor		14% N=221
	Yard waste pick-up		Excellent		21% N=326
			Good		34% N=530

















Natural environment	Please rate the quality of each of the following services in Port St. Lucie.	Yard waste pick-up	Fair		23% N=363
			Poor		22% N=349
	Please rate how important, if at all, you think it is for the Port St. Lucie community to focus on each of the following in the coming two years.	Overall quality of natural environment	Essential		40% N=639
			Very important		47% N=760
			Somewhat important		12% N=188
			Not at all important		2% N=27
Parks and Recreation	Please rate each of the following characteristics as they relate to Port St. Lucie as a whole.	Overall quality of parks and recreation opportunities	Excellent		20% N=321
			Good		45% N=712
			Fair		26% N=419
			Poor		9% N=141
	Please also rate each of the following in the Port St. Lucie community.	Availability of paths and walking trails	Excellent		13% N=194
			Good		36% N=541
			Fair		29% N=428
			Poor		22% N=321
		Fitness opportunities	Excellent		15% N=218
			Good		38% N=560

















Parks and Recreation

















Please also rate each of the following in the Port St. Lucie community.



















Parks and Recreation	Please rate the quality of each of the following services in Port St. Lucie.	Recreation centers or facilities	Fair		29% N=343
			Poor		17% N=209
	Please rate how important, if at all, you think it is for the Port St. Lucie community to focus on each of the following in the coming two years.	Overall quality of parks and recreation opportunities	Essential		28% N=459
			Very important		49% N=793
			Somewhat important		20% N=326
			Not at all important		3% N=45
Health and wellness	Please rate each of the following characteristics as they relate to Port St. Lucie as a whole.	Overall health and wellness opportunities	Excellent		9% N=146
			Good		37% N=572
			Fair		35% N=540
			Poor		19% N=290
	Please rate how important, if at all, you think it is for the Port St. Lucie community to focus on each of the following in the coming two years.	Overall health and wellness opportunities	Essential		34% N=548
			Very important		39% N=636
			Somewhat important		23% N=380
			Not at all important		4% N=57
	Please rate your overall health.		Excellent		26% N=422
			Very good		45% N=746

















Health and wellness	Please rate your overall health.		Good		21% N=353	
			Fair		6% N=104	
			Poor		2% N=28	
Education, Arts and Culture	Please rate each of the following characteristics as they relate to Port St. Lucie as a whole.	Overall opportunities for education, culture, and the arts	Excellent		5% N=74	
			Good		26% N=390	
			Fair		41% N=627	
			Poor		28% N=428	
	Please also rate each of the following in the Port St. Lucie community.	Opportunities to attend cultural/arts/music activities	Excellent		10% N=154	
			Good		32% N=492	
			Fair		35% N=541	
			Poor		22% N=342	
		Community support for the arts	Excellent		10% N=127	
			Good		30% N=399	
			Fair		36% N=468	
			Poor		24% N=319	
			Availability of affordable quality childcare/preschool	Excellent		5% N=37

















Education, Arts and Culture	Please also rate each of the following in the Port St. Lucie community.	Availability of affordable quality childcare/preschool	Good		13% N=103
			Fair		29% N=225
			Poor		53% N=404
		K-12 education	Excellent		9% N=85
			Good		27% N=265
			Fair		35% N=346
			Poor		29% N=282
		Adult educational opportunities	Excellent		7% N=65
			Good		20% N=187
			Fair		36% N=337
			Poor		36% N=336
		Opportunities to attend special events and festivals	Excellent		16% N=260
			Good		42% N=669
			Fair		31% N=496
			Poor		10% N=162
	Please rate how important, if at all, you think it is for the Port	Overall opportunities for education, culture, and the arts	Essential		32% N=515















Education, Arts and Culture	Please rate how important, if at all, you think it is for the Port St. Lucie community to focus on each of the following in the coming two years.	Overall opportunities for education, culture, and the arts	Very important		41% N=656
			Somewhat important		23% N=372
			Not at all important		5% N=75
Inclusivity and Engagement	Please rate each of the following aspects of quality of life in Port St. Lucie.	Port St. Lucie as a place to raise children	Excellent		18% N=242
			Good		41% N=561
			Fair		27% N=370
			Poor		14% N=190
		Port St. Lucie as a place to retire	Excellent		24% N=363
			Good		36% N=539
			Fair		23% N=346
			Poor		18% N=270
		Sense of community	Excellent		10% N=161
			Good		34% N=558
			Fair		34% N=559
			Poor		22% N=360
	Please rate each of the following characteristics as they	Residents' connection and engagement with their community	Excellent		7% N=114

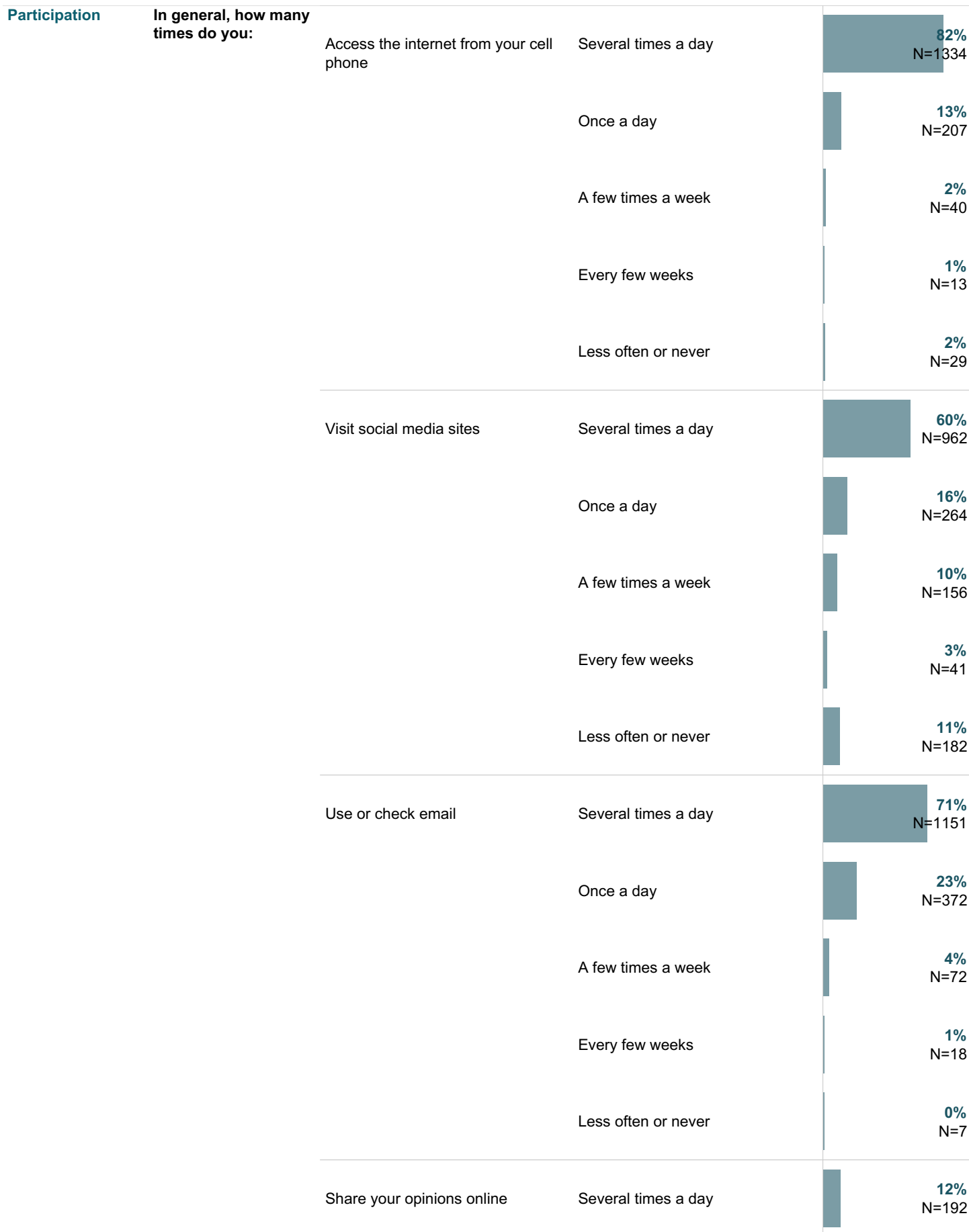
Inclusivity and Engagement	Please rate each of the following characteristics as they relate to Port St. Lucie as a whole.	Residents' connection and engagement with their community	Good		30% N=472
			Fair		40% N=627
			Poor		23% N=356
	Please rate the job you feel the Port St. Lucie community does at each of the following.	Making all residents feel welcome	Excellent		15% N=232
			Good		39% N=609
			Fair		30% N=473
			Poor		16% N=244
	Attracting people from diverse backgrounds		Excellent		23% N=326
			Good		41% N=596
			Fair		25% N=359
			Poor		11% N=163
	Valuing/respecting residents from diverse backgrounds		Excellent		20% N=281
			Good		43% N=613
			Fair		25% N=355
			Poor		13% N=181
	Taking care of vulnerable residents	Excellent			10% N=133

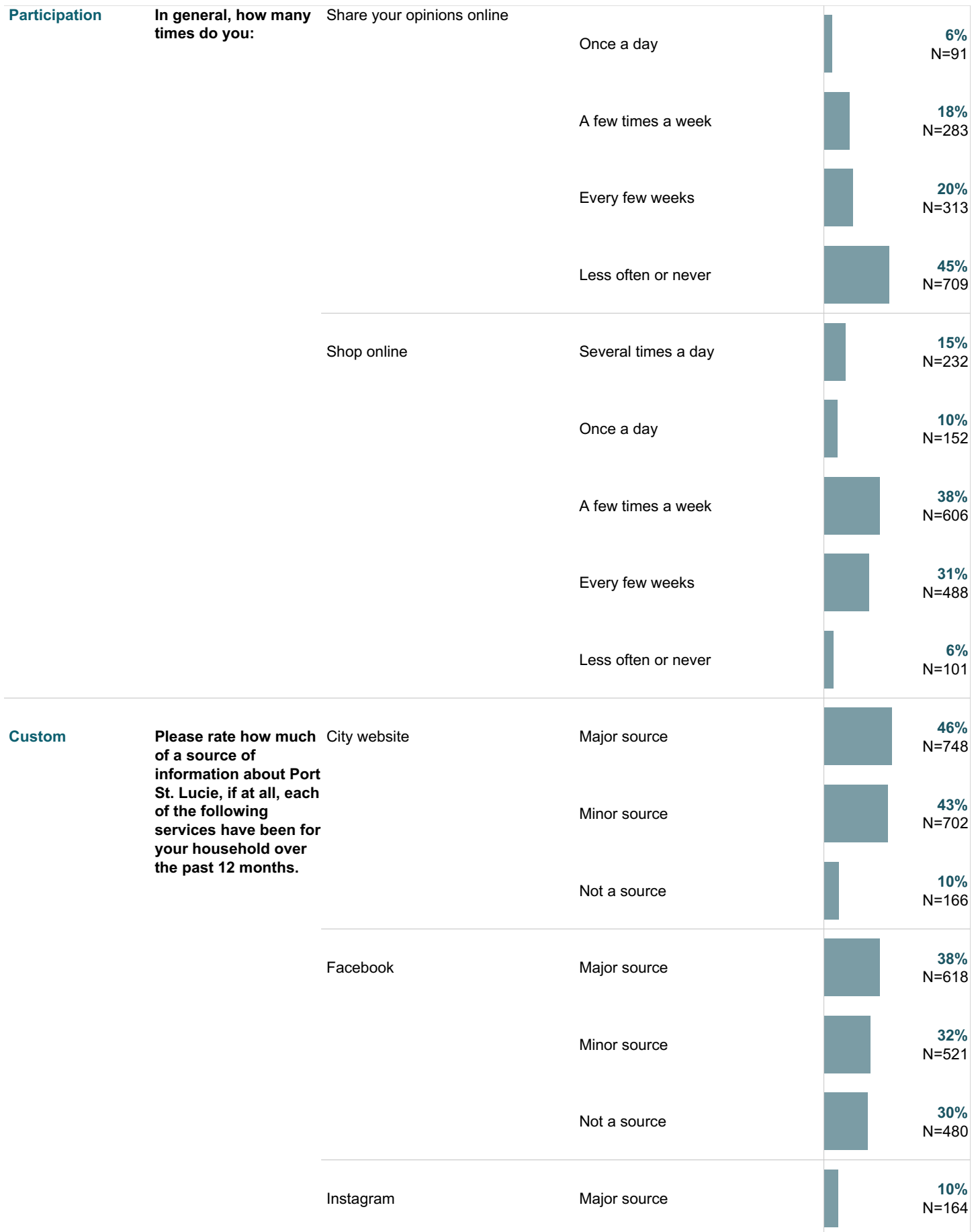
Inclusivity and Engagement

















Please rate the job you feel the Port St. Lucie community does at each of the following.	Taking care of vulnerable residents	Good		27% N=348
		Fair		33% N=424
		Poor		30% N=381
	Sense of civic/community pride	Excellent		7% N=101
		Good		30% N=436
		Fair		39% N=568
		Poor		24% N=353
	Neighborliness of residents	Excellent		11% N=180
		Good		34% N=539
		Fair		35% N=556
		Poor		19% N=305
	Opportunities to participate in social events and activities	Excellent		14% N=204
		Good		37% N=553
		Fair		37% N=552
		Poor		13% N=195
	Opportunities to volunteer	Excellent		18% N=199

















Inclusivity and Engagement	Please also rate each of the following in the Port St. Lucie community.	Opportunities to volunteer	Good		41% N=456
			Fair		30% N=341
			Poor		11% N=126
		Opportunities to participate in community matters	Excellent		13% N=162
			Good		38% N=484
			Fair		33% N=422
			Poor		16% N=207
		Openness and acceptance of the community toward people of diverse backgrounds	Excellent		16% N=202
			Good		42% N=540
			Fair		27% N=347
			Poor		15% N=197
	Please rate how important, if at all, you think it is for the Port St. Lucie community to focus on each of the following in the coming two years.	Residents' connection and engagement with their community	Essential		24% N=388
			Very important		41% N=663
			Somewhat important		31% N=509
			Not at all important		4% N=64
Participation	Please indicate whether or not you have done each of the	Contacted the City of Port St. Lucie for help or information	No		40% N=660

Participation	Please indicate whether or not you have done each of the following in the last 12 months.	Contacted the City of Port St. Lucie for help or information	Yes		60% N=998
		Contacted Port St. Lucie elected officials to express your opinion	No		78% N=1290
			Yes		22% N=365
		Attended a local public meeting	No		73% N=1217
			Yes		27% N=441
		Watched a local public meeting	No		56% N=916
			Yes		44% N=729
		Volunteered your time to some group/activity	No		70% N=1155
			Yes		30% N=498
		Campaigned or advocated for a local issue, cause, or candidate	No		84% N=1386
			Yes		16% N=272
	In general, how many times do you:	Access the internet from your home	Several times a day		72% N=1168
			Once a day		14% N=221
			A few times a week		10% N=170
			Every few weeks		2% N=39
			Less often or never		2% N=33





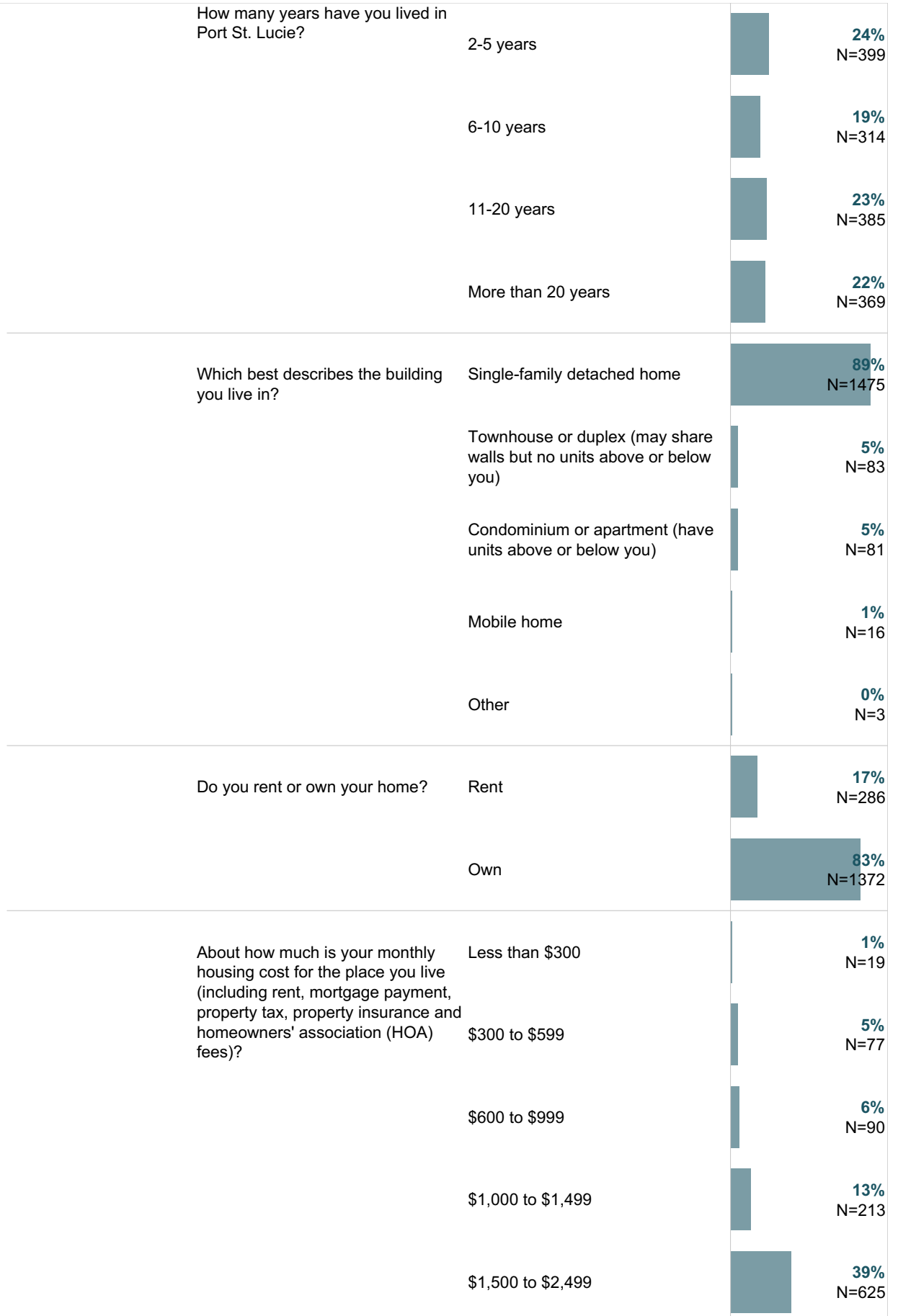
Custom	Please rate how much of a source of information about Port St. Lucie, if at all, each of the following services have been for your household over the past 12 months.	Instagram	Minor source		24% N=382
			Not a source		66% N=1061
		LinkedIn	Major source		5% N=72
			Minor source		12% N=197
			Not a source		83% N=1321
		YouTube	Major source		11% N=167
			Minor source		24% N=376
			Not a source		66% N=1042
		Nextdoor	Major source		21% N=328
			Minor source		30% N=459
			Not a source		49% N=768
		PSL TV - 20	Major source		13% N=211
			Minor source		25% N=406
			Not a source		62% N=987
		Newspaper	Major source		16% N=245
			Minor source		24% N=377

Custom	Please rate how much of a source of information about Port St. Lucie, if at all, each of the following services have been for your household over the past 12 months.	Newspaper	Not a source		60% N=952
		City emails	Major source		49% N=774
			Minor source		33% N=524
			Not a source		18% N=287
		City Manager's Biweekly Report/Annual Report	Major source		21% N=337
			Minor source		24% N=379
			Not a source		55% N=883
		X (Twitter)	Major source		5% N=78
			Minor source		11% N=182
			Not a source		84% N=1334
		TV news	Major source		35% N=555
			Minor source		36% N=566
			Not a source		29% N=465
		Mail	Major source		29% N=456
			Minor source		43% N=689
			Not a source		28% N=454

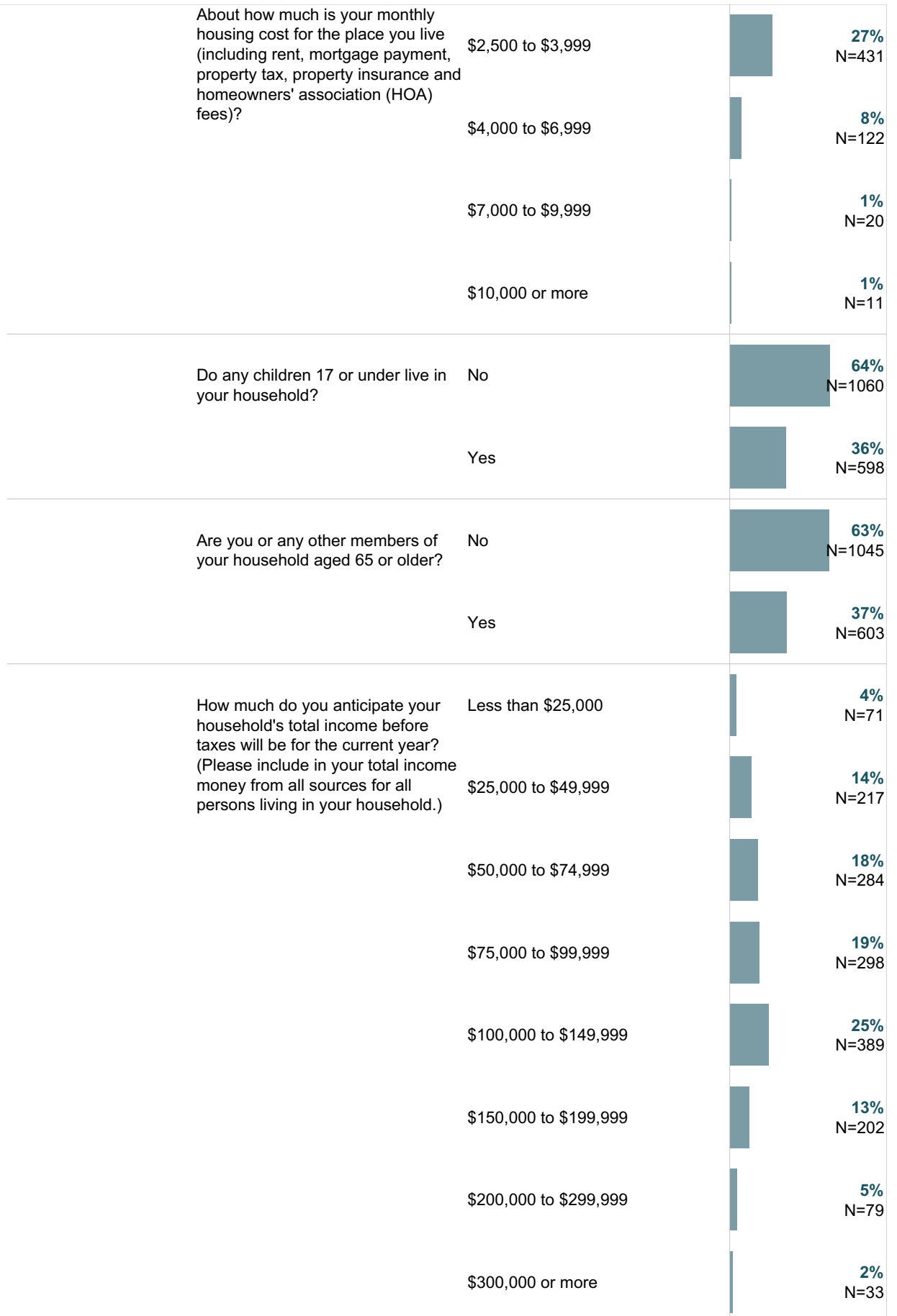
Custom	Please rate how much of a source of information about Port St. Lucie, if at all, each of the following services have been for your household over the past 12 months.	Texts/phone calls	Major source	<div></div>	55% N=888
			Minor source	<div></div>	33% N=535
			Not a source	<div></div>	12% N=192
	Please rate each of the following aspects of Port St. Lucie communications:	Availability of information about City programs and services	Excellent	<div></div>	15% N=233
			Good	<div></div>	38% N=589
			Fair	<div></div>	34% N=521
			Poor	<div></div>	12% N=189
		Availability of information about special events in Port St. Lucie	Excellent	<div></div>	21% N=328
			Good	<div></div>	40% N=625
			Fair	<div></div>	31% N=496
			Poor	<div></div>	8% N=127
		Overall usefulness of the City's website	Excellent	<div></div>	20% N=286
			Good	<div></div>	43% N=626
			Fair	<div></div>	30% N=438
			Poor	<div></div>	6% N=91
		Quality of video programming (e.g., City's TV channel, web streaming, YouTube)	Excellent	<div></div>	13% N=120

Custom	Please rate each of the following aspects of Port St. Lucie communications:	Quality of video programming (e.g., City's TV channel, web streaming, YouTube)	Good	<div><div></div></div>	41% N=378
			Fair	<div><div></div></div>	35% N=321
			Poor	<div><div></div></div>	10% N=95
		City's use of social media (e.g., Facebook, X (Twitter), Instagram)	Excellent	<div><div></div></div>	13% N=132
			Good	<div><div></div></div>	46% N=477
			Fair	<div><div></div></div>	32% N=328
			Poor	<div><div></div></div>	9% N=96
		Would you be willing to pay an additional estimated \$131 per year for twice a week trash collection?	No	<div><div></div></div>	70% N=1152
			Yes	<div><div></div></div>	30% N=496
		What is your race? (Mark one or more races to indicate what race you consider yourself to be.)	American Indian or Alaska Native	<div><div></div></div>	2% N=41
			Asian	<div><div></div></div>	2% N=36
			Black or African American	<div><div></div></div>	16% N=268
			Native Hawaiian or Other Pacific Islander	<div><div></div></div>	1% N=18
			White	<div><div></div></div>	72% N=1169
A race not listed	<div><div></div></div>		14% N=227		
Demographic	How many years have you lived in Port St. Lucie?	Less than 2 years	<div><div></div></div>	12% N=191	

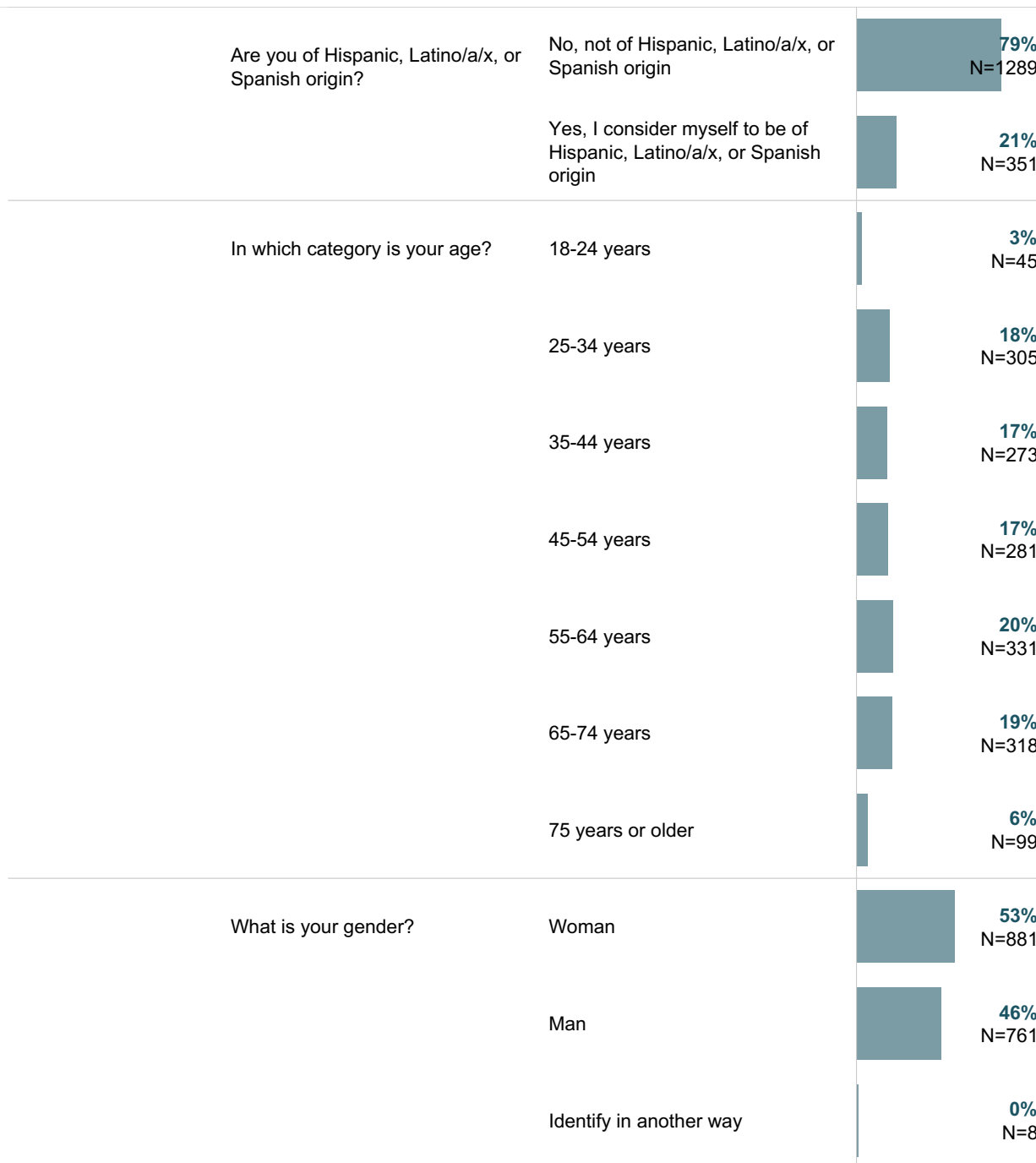
Demographic



Demographic



Demographic



Please complete this survey if you are the adult (age 18 or older) in the household who most recently had a birthday (the year of birth does not matter). Your responses are confidential and no identifying information will be shared.

1. Please rate each of the following aspects of quality of life in Port St. Lucie.

	<u>Excellent</u>	<u>Good</u>	<u>Fair</u>	<u>Poor</u>	<u>Don't know</u>
Port St. Lucie as a place to live	1	2	3	4	5
Your neighborhood as a place to live	1	2	3	4	5
Port St. Lucie as a place to raise children	1	2	3	4	5
Port St. Lucie as a place to work.....	1	2	3	4	5
Port St. Lucie as a place to visit.....	1	2	3	4	5
Port St. Lucie as a place to retire	1	2	3	4	5
The overall quality of life in Port St. Lucie	1	2	3	4	5
Sense of community.....	1	2	3	4	5

2. Please rate each of the following characteristics as they relate to Port St. Lucie as a whole.

	<u>Excellent</u>	<u>Good</u>	<u>Fair</u>	<u>Poor</u>	<u>Don't know</u>
Overall economic health of Port St. Lucie.....	1	2	3	4	5
Overall quality of the transportation system (auto, bicycle, foot, bus) in Port St. Lucie.....	1	2	3	4	5
Overall design or layout of Port St. Lucie's residential and commercial areas (e.g., homes, buildings, streets, parks, etc.)	1	2	3	4	5
Overall quality of the utility infrastructure in Port St. Lucie..... (water, sewer, storm water, electric/gas, broadband)	1	2	3	4	5
Overall feeling of safety in Port St. Lucie	1	2	3	4	5
Overall quality of natural environment in Port St. Lucie	1	2	3	4	5
Overall quality of parks and recreation opportunities.....	1	2	3	4	5
Overall health and wellness opportunities in Port St. Lucie	1	2	3	4	5
Overall opportunities for education, culture, and the arts.....	1	2	3	4	5
Residents' connection and engagement with their community	1	2	3	4	5

3. Please indicate how likely or unlikely you are to do each of the following.

	<u>Very likely</u>	<u>Somewhat likely</u>	<u>Somewhat unlikely</u>	<u>Very unlikely</u>	<u>Don't know</u>
Recommend living in Port St. Lucie to someone who asks.....	1	2	3	4	5
Remain in Port St. Lucie for the next five years.....	1	2	3	4	5

4. Please rate how safe or unsafe you feel:

	<u>Very safe</u>	<u>Somewhat safe</u>	<u>Neither safe nor unsafe</u>	<u>Somewhat unsafe</u>	<u>Very unsafe</u>	<u>Don't know</u>
In your neighborhood during the day.....	1	2	3	4	5	6
In Port St. Lucie's commercial areas during the day.....	1	2	3	4	5	6
From property crime.....	1	2	3	4	5	6
From violent crime.....	1	2	3	4	5	6
From fire, flood, or other natural disaster	1	2	3	4	5	6

5. Please rate the job you feel the Port St. Lucie community does at each of the following.

	<u>Excellent</u>	<u>Good</u>	<u>Fair</u>	<u>Poor</u>	<u>Don't know</u>
Making all residents feel welcome	1	2	3	4	5
Attracting people from diverse backgrounds.....	1	2	3	4	5
Valuing/respecting residents from diverse backgrounds.....	1	2	3	4	5
Taking care of vulnerable residents (elderly, disabled, homeless, etc.).....	1	2	3	4	5

6. Please rate each of the following in the Port St. Lucie community.

	<u>Excellent</u>	<u>Good</u>	<u>Fair</u>	<u>Poor</u>	<u>Don't know</u>
Overall quality of business and service establishments in Port St. Lucie.....	1	2	3	4	5
Variety of business and service establishments in Port St. Lucie	1	2	3	4	5
Vibrancy of commercial areas	1	2	3	4	5
Employment opportunities	1	2	3	4	5
Shopping opportunities	1	2	3	4	5
Cost of living in Port St. Lucie	1	2	3	4	5
Overall image or reputation of Port St. Lucie.....	1	2	3	4	5

7. Please also rate each of the following in the Port St. Lucie community.

	<u>Excellent</u>	<u>Good</u>	<u>Fair</u>	<u>Poor</u>	<u>Don't know</u>
Traffic flow on major streets.....	1	2	3	4	5
Ease of public parking.....	1	2	3	4	5
Ease of travel by car in Port St. Lucie	1	2	3	4	5
Ease of travel by public transportation in Port St. Lucie	1	2	3	4	5
Ease of travel by bicycle in Port St. Lucie	1	2	3	4	5
Ease of walking in Port St. Lucie.....	1	2	3	4	5
Well-planned residential growth.....	1	2	3	4	5
Well-planned commercial growth.....	1	2	3	4	5
Well-designed neighborhoods	1	2	3	4	5
Preservation of the historical or cultural character of the community	1	2	3	4	5
Public places where people want to spend time	1	2	3	4	5
Variety of housing options.....	1	2	3	4	5
Availability of affordable quality housing.....	1	2	3	4	5
Overall quality of new development in Port St. Lucie	1	2	3	4	5
Overall appearance of Port St. Lucie.....	1	2	3	4	5
Cleanliness of Port St. Lucie.....	1	2	3	4	5
Water resources (beaches, lakes, ponds, riverways, etc.)	1	2	3	4	5
Air quality.....	1	2	3	4	5
Availability of paths and walking trails.....	1	2	3	4	5
Fitness opportunities (including exercise classes and paths or trails, etc.) ...	1	2	3	4	5
Recreational opportunities.....	1	2	3	4	5
Opportunities to attend cultural/arts/music activities	1	2	3	4	5
Community support for the arts.....	1	2	3	4	5
Availability of affordable quality childcare/preschool.....	1	2	3	4	5
K-12 education.....	1	2	3	4	5
Adult educational opportunities	1	2	3	4	5
Sense of civic/community pride.....	1	2	3	4	5
Neighborliness of residents in Port St. Lucie	1	2	3	4	5
Opportunities to participate in social events and activities	1	2	3	4	5
Opportunities to attend special events and festivals	1	2	3	4	5
Opportunities to volunteer	1	2	3	4	5
Opportunities to participate in community matters	1	2	3	4	5
Openness and acceptance of the community toward people of diverse backgrounds.....	1	2	3	4	5

8. Please indicate whether or not you have done each of the following in the last 12 months.

	<u>No</u>	<u>Yes</u>
Contacted the City of Port St. Lucie (in-person, phone, email, or web) for help or information.....	1	2
Contacted Port St. Lucie elected officials (in-person, phone, email, or web) to express your opinion.....	1	2
Attended a local public meeting (of local elected officials like City Council or County Commissioners, advisory boards, town halls, HOA, neighborhood watch, etc.)	1	2
Watched (online or on television) a local public meeting.....	1	2
Volunteered your time to some group/activity in Port St. Lucie	1	2
Campaigned or advocated for a local issue, cause, or candidate.....	1	2
Voted in your most recent local election	1	2
Used bus, rail, subway, or other public transportation instead of driving.....	1	2
Carpooled with other adults or children instead of driving alone	1	2
Walked or biked instead of driving.....	1	2

9. Please rate the quality of each of the following services in Port St. Lucie.

	<u>Excellent</u>	<u>Good</u>	<u>Fair</u>	<u>Poor</u>	<u>Don't know</u>
Public information services.....	1	2	3	4	5
Economic development.....	1	2	3	4	5
Traffic enforcement	1	2	3	4	5
Traffic signal timing.....	1	2	3	4	5
Street repair	1	2	3	4	5
Street cleaning.....	1	2	3	4	5
Street lighting	1	2	3	4	5
Sidewalk maintenance	1	2	3	4	5
Bus or transit services	1	2	3	4	5
Land use, planning, and zoning.....	1	2	3	4	5
Code enforcement (weeds, abandoned buildings, etc.)	1	2	3	4	5
Affordable high-speed internet access	1	2	3	4	5
Garbage collection	1	2	3	4	5
Drinking water.....	1	2	3	4	5
Sewer services.....	1	2	3	4	5
Storm water management (storm drainage, dams, levees, etc.)	1	2	3	4	5
Utility billing	1	2	3	4	5
Police services	1	2	3	4	5
Crime prevention	1	2	3	4	5
Animal control.....	1	2	3	4	5
Fire services	1	2	3	4	5
Fire prevention and education.....	1	2	3	4	5
Emergency preparedness (services that prepare the community for natural disasters or other emergency situations)	1	2	3	4	5
Preservation of natural areas (open space, farmlands, and greenbelts)	1	2	3	4	5
Port St. Lucie open space.....	1	2	3	4	5
Recycling.....	1	2	3	4	5
Yard waste pick-up.....	1	2	3	4	5
City parks.....	1	2	3	4	5
Recreation programs or classes	1	2	3	4	5
Recreation centers or facilities	1	2	3	4	5
Overall customer service by Port St. Lucie employees (police, receptionists, planners, etc.)	1	2	3	4	5

10. Please rate the following categories of Port St. Lucie government performance.

	<u>Excellent</u>	<u>Good</u>	<u>Fair</u>	<u>Poor</u>	<u>Don't know</u>
The value of services for the taxes paid to Port St. Lucie.....	1	2	3	4	5
The overall direction that Port St. Lucie is taking.....	1	2	3	4	5
The job Port St. Lucie government does at welcoming resident involvement.	1	2	3	4	5
Overall confidence in Port St. Lucie government.....	1	2	3	4	5
Generally acting in the best interest of the community	1	2	3	4	5
Being honest.....	1	2	3	4	5
Being open and transparent to the public.....	1	2	3	4	5
Informing residents about issues facing the community	1	2	3	4	5
Treating all residents fairly	1	2	3	4	5
Treating residents with respect	1	2	3	4	5

11. Overall, how would you rate the quality of the services provided by each of the following?

	<u>Excellent</u>	<u>Good</u>	<u>Fair</u>	<u>Poor</u>	<u>Don't know</u>
The City of Port St. Lucie.....	1	2	3	4	5
The Federal Government.....	1	2	3	4	5

12. Please rate how important, if at all, you think it is for the Port St. Lucie community to focus on each of the following in the coming two years.

	<u>Essential</u>	<u>Very important</u>	<u>Somewhat important</u>	<u>Not at all important</u>
Overall economic health of Port St. Lucie.....	1	2	3	4
Overall quality of the transportation system (auto, bicycle, foot, bus) in Port St. Lucie.....	1	2	3	4
Overall design or layout of Port St. Lucie's residential and commercial areas (e.g., homes, buildings, streets, parks, etc.)	1	2	3	4
Overall quality of the utility infrastructure in Port St. Lucie (water, sewer, storm water, electric/gas, broadband)	1	2	3	4
Overall feeling of safety in Port St. Lucie	1	2	3	4
Overall quality of natural environment in Port St. Lucie	1	2	3	4
Overall quality of parks and recreation opportunities.....	1	2	3	4
Overall health and wellness opportunities in Port St. Lucie	1	2	3	4
Overall opportunities for education, culture, and the arts.....	1	2	3	4
Residents' connection and engagement with their community	1	2	3	4

13. Please rate how much of a source of information about Port St. Lucie, if at all, each of the following services have been for your household over the past 12 months.

	<u>Major source</u>	<u>Minor source</u>	<u>Not a source</u>
City website	1	2	3
Facebook.....	1	2	3
Instagram	1	2	3
LinkedIn.....	1	2	3
YouTube.....	1	2	3
Nextdoor	1	2	3
PSL TV - 20.....	1	2	3
Newspaper.....	1	2	3
City emails.....	1	2	3
City Manager's Biweekly Report/Annual Report.....	1	2	3
X (Twitter)	1	2	3
TV news.....	1	2	3
Mail.....	1	2	3
Texts/phone calls	1	2	3

14. Please rate each of the following aspects of Port St. Lucie communications:

	<u>Excellent</u>	<u>Good</u>	<u>Fair</u>	<u>Poor</u>	<u>Don't know</u>
Availability of information about City programs and services	1	2	3	4	5
Availability of information about special events in Port St. Lucie	1	2	3	4	5
Overall usefulness of the City's website	1	2	3	4	5
Quality of video programming (e.g., City's TV channel, web streaming, YouTube).....	1	2	3	4	5
City's use of social media (e.g., Facebook, X (Twitter), Instagram)	1	2	3	4	5

15. Would you be willing to pay an additional estimated \$131 per year for twice a week trash collection?

☐ No ☐ Yes

16. What are the top three priorities you would like the City to focus on in the next year?

1. _____ 2. _____ 3. _____

Our last questions are about you and your household.

Again, all of your responses to this survey are confidential and no identifying information will be shared.

D1. In general, how many times do you:

	Several <u>times a day</u>	Once <u>a day</u>	A few times <u>a week</u>	Every <u>few weeks</u>	Less often <u>or never</u>	Don't <u>know</u>
Access the internet from your home using a computer, laptop, or tablet computer	1	2	3	4	5	6
Access the internet from your cell phone.....	1	2	3	4	5	6
Visit social media sites such as Facebook, X (Twitter), Nextdoor, etc.	1	2	3	4	5	6
Use or check email.....	1	2	3	4	5	6
Share your opinions online.....	1	2	3	4	5	6
Shop online.....	1	2	3	4	5	6

D2. Please rate your overall health.

☐ Excellent ☐ Very good ☐ Good ☐ Fair ☐ Poor

D3. What impact, if any, do you think the economy will have on your family income in the next 6 months?

Do you think the impact will be:

☐ Very positive ☐ Somewhat positive ☐ Neutral ☐ Somewhat negative ☐ Very negative

D4. How many years have you lived in Port St. Lucie?

☐ Less than 2 years
☐ 2-5 years
☐ 6-10 years
☐ 11-20 years
☐ More than 20 years

D5. Which best describes the building you live in?

☐ Single-family detached home
☐ Townhouse or duplex (may share walls but no units above or below you)
☐ Condominium or apartment (have units above or below you)
☐ Mobile home
☐ Other

D6. Do you rent or own your home?

☐ Rent
☐ Own

D7. About how much is your monthly housing cost for the place you live (including rent, mortgage payment, property tax, property insurance, and homeowners' association (HOA) fees)?

☐ Less than \$300 ☐ \$2,500 to \$3,999
☐ \$300 to \$599 ☐ \$4,000 to \$6,999
☐ \$600 to \$999 ☐ \$7,000 to \$9,999
☐ \$1,000 to \$1,499 ☐ \$10,000 or more
☐ \$1,500 to \$2,499

D8. Do any children 17 or under live in your household?

☐ No ☐ Yes

D9. Are you or any other members of your household aged 65 or older?

☐ No ☐ Yes

D10. How much do you anticipate your household's total income before taxes will be for the current year? (Please include in your total income money from all sources for all persons living in your household.)

☐ Less than \$25,000 ☐ \$100,000 to \$149,999
☐ \$25,000 to \$49,999 ☐ \$150,000 to \$199,999
☐ \$50,000 to \$74,999 ☐ \$200,000 to \$299,999
☐ \$75,000 to \$99,999 ☐ \$300,000 or more

D11. Are you of Hispanic, Latino/a/x, or Spanish origin?

☐ No ☐ Yes

D12. What is your race? (Mark one or more races to indicate what race you consider yourself to be.)

☐ American Indian or Alaskan Native
☐ Asian
☐ Black or African American
☐ Native Hawaiian or Other Pacific Islander
☐ White
☐ A race not listed

D13. In which category is your age?

☐ 18-24 years ☐ 55-64 years
☐ 25-34 years ☐ 65-74 years
☐ 35-44 years ☐ 75 years or older
☐ 45-54 years

D14. What is your gender?

☐ Woman
☐ Man
☐ Identify in another way

Thank you!

Please return the completed survey in the postage-paid envelope to:
National Research Center, Inc., PO Box 549, Belle Mead, NJ 08502