MF-CL-RWY-FC-22: (1) Set NON-ILLUMINATED Channel Letters | Raceway Mounted | Full Color

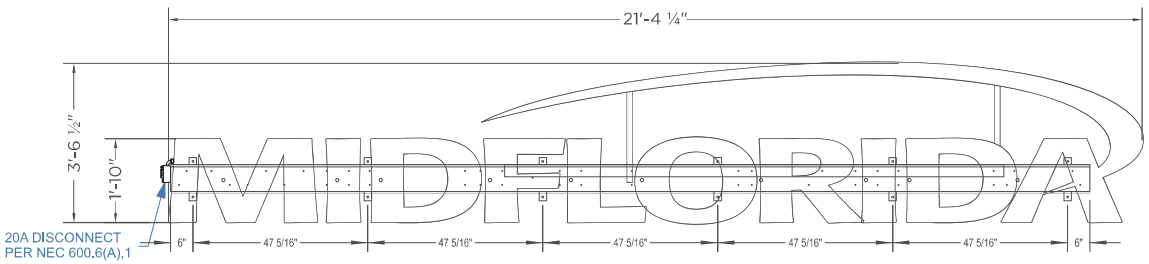

Scale: 3/8" = 1'-0"

SQUARE FOOTAGE

3'-6 ½" X 21'-4 ¼" = **75.63** Sq. Feet

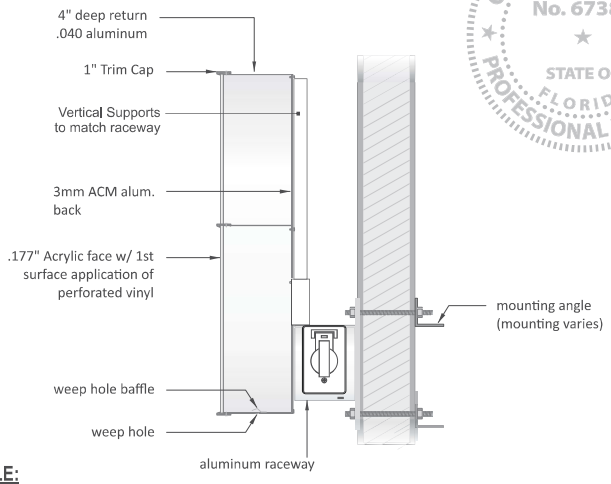

This item has been digitally signed and sealed by Christian Langley PE on the date adjacent to the seal. Signature must be verified on any electronic copies.

CHRISTIAN LANGLEY LICENSE No. 67382 STATE OF FLORIDA PROFESSIONAL ENGINEER

DEC 16, 2025

SIGNATURE

Easy Seals

GENERAL DESCRIPTION

All NON-ILLUMINATED channels of aluminum (.040 returns, 3mm ACM backs, 4" deep) finished in duranodic bronze enamel - interior is white for max light reflection. All faces of 2406 white acrylic secured with 1" gold trim caps.

Letters installed onto extruded raceway. Blue "swoosh" element requires extra support tubes rising from the raceway (specific configuration TBD).

Raceway finished to match fascia (satin finish) and installed flush onto exterior fascia with non-corrosive fasteners

ANCHOR SCHEDULE

ALL FASTENERS SHALL BE SPACED EVENLY

WALL MATERIAL	ANCHOR TYPE	QTY or SPACING
CONCRETE (3ksi) or HOLLOW MASONRY	3/8" THREADED RODS WITH MIN 2" EMBED IN ADHESIVE	- - - -NOT- - - - -APPLICABLE-
	3/8" TAPCONS (OR EQUIV) WITH 2.5" EMBED	PAIRS AT 40" O.C.
	3/8" EXPANSION ANCHORS WITH 3.5" EMBED	PAIRS AT 48" O.C.
1/2" PLYWOOD (NO ACCESS BEHIND)	3/8" TOGGLE BOLTS	PAIRS AT 31" O.C.
	1/4" WOOD SCREWS, FULL EMBED	PAIRS AT 19" O.C.
METAL STUDS OR METAL PANELS	#14 METAL SCREWS TO MIN 18ga STEEL OR 0.090" ALUM	PAIRS AT 26" O.C.
HOLLOW WALL (BLOCKING BEHIND)	3/8" THRUBOLTS OR LAGS TO SOLID BLOCKING BEHIND	PAIRS AT 48" O.C.

LETTER TO RACEWAY MOUNTING SCHEDULE:

M = (6) FASTENERS
I = (4) FASTENERS
D = (4) FASTENERS
F = (5) FASTENERS
L = (4) FASTENERS
O = (4) FASTENERS
R = (4) FASTENERS
D = (12) FASTENERS
A = (9) FASTENERS

ELECTRICAL DATA	
Volts	120V Primary / 12V Secondary
Total Amps	2.7 Max Total Amps
Circuits	(1) 120VAC/20 amp Dedicated
Visible Disconnects	(1) 120 VAC 20 Amp
Power Supplies	(2) 12V / 60W @ 1.35 Max Amps

ELECTRICAL NOTES

1. Reference code is NFPA 70 NEC 2023
2. All electrical components listed and approved in accordance with UL48 and NEC NFPA 70.
3. Sign grounded according to NEC 600.7(A).
4. Signs manufactured and listed NEC 600.3 and marked per NEC 600.4.
5. All branch circuits per NEC 600.5(B).1 or (B).2.
6. All Signs controlled by photocell or time clock per NEC 600.
7. One visible 20 amp disconnect per sign per circuit per NEC 600.6(A).1
8. All Class 2 rated LED modules and LED power supplies will be in compliance with a nationally recognized test laboratory and NEC 600.33 (A) thru (D).

LISTED MET US SNF 821

Complies with UL48 Sign Certification E212706

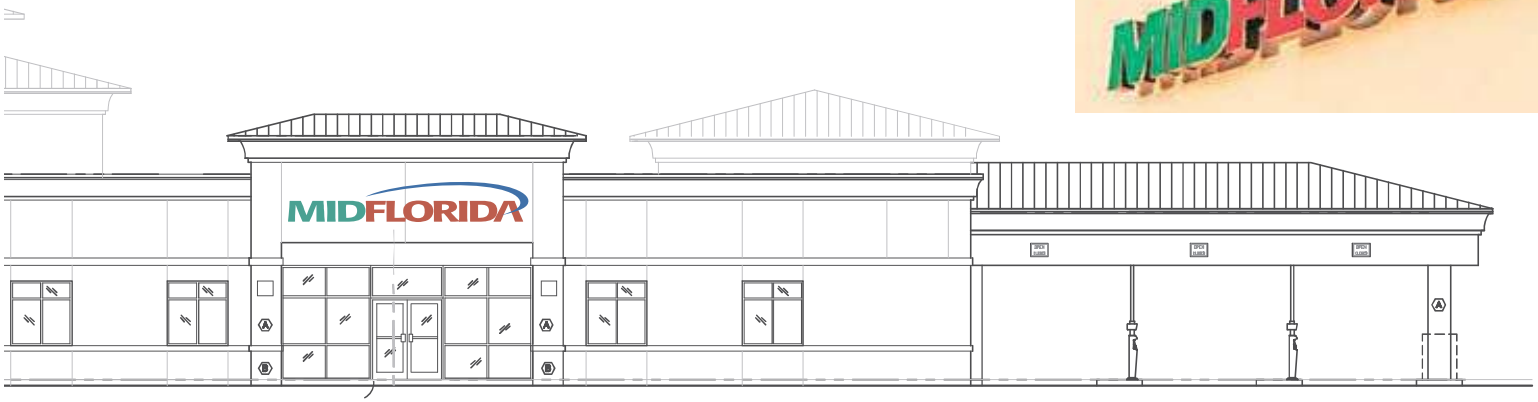

SOUTH ELEVATION

atlas SIGN INDUSTRIES

National Headquarters: 1077 West Blue Heron Blvd.
West Palm Beach, Florida 33404
800.772.7932
www.atlasbtw.com

Revisions:
... ...
... ...
... ...
... ...
... ...

S01

PM: AF		Address: 1692 SW Gatlin Blvd	
Drawn By: MB		City State: Port St Lucie, FL	
Date: 08.13.2025		Drawing Number: 229376-S01	Page: 2

General Notes: • Design is in accordance with the requirements of the **Fla Bldg Code 8th Ed (2023)** for use within & outside the High Velocity Hurricane Zone (HVHZ). • This engineering certifies only the structural integrity of those systems, components, and/or other construction explicitly specified herein. • Electrical notes, details, & specifications are provided by and are the sole responsibility of the electrical contractor. No electrical review has been performed and no certification of such is intended. • Structural design meets requirements of ACI 318-19, AISC 360-16, ADM1-20, & NDS-18, as applicable. • Steel components shall be coated, painted, or otherwise protected against corrosion per FBC Sec 2203.2/2222.6. • Alum components in contact with steel or embedded in concrete shall be painted or protected as prescribed in ADM1-20(1a), or plastic/neoprene spacers provided. • All exposed fasteners shall be S.S. or have a protective coating for corrosion protection. • All welding shall comply with AWS requirements. • Steel welds: E70xx electrodes. • Aluminum welds: 4043 filler alloy. • Alum extrusions: 6063-T6 or stronger, U.N.O.

WIND LOADS (ASCE 7-22) • V=160 mph • Risk Category 2 Struct. • Sign Height = 30 ft max Wall components & cladding: • Exposure 'C' • ASD Load Coeff = 0.6 • Kzt=1.0, Kd=0.85, G=0.85 • Zone 4: **± 36.0 psf** • Zone 5: **± 45.9 psf**

TORNADO LOADS: Design for Tornado Loads is NOT Required

Christian Langley Florida PE #67382 Cert of Auth #31124
1200 N Federal Hwy, #200 Boca Raton, FL 33432 1-888-371-3113