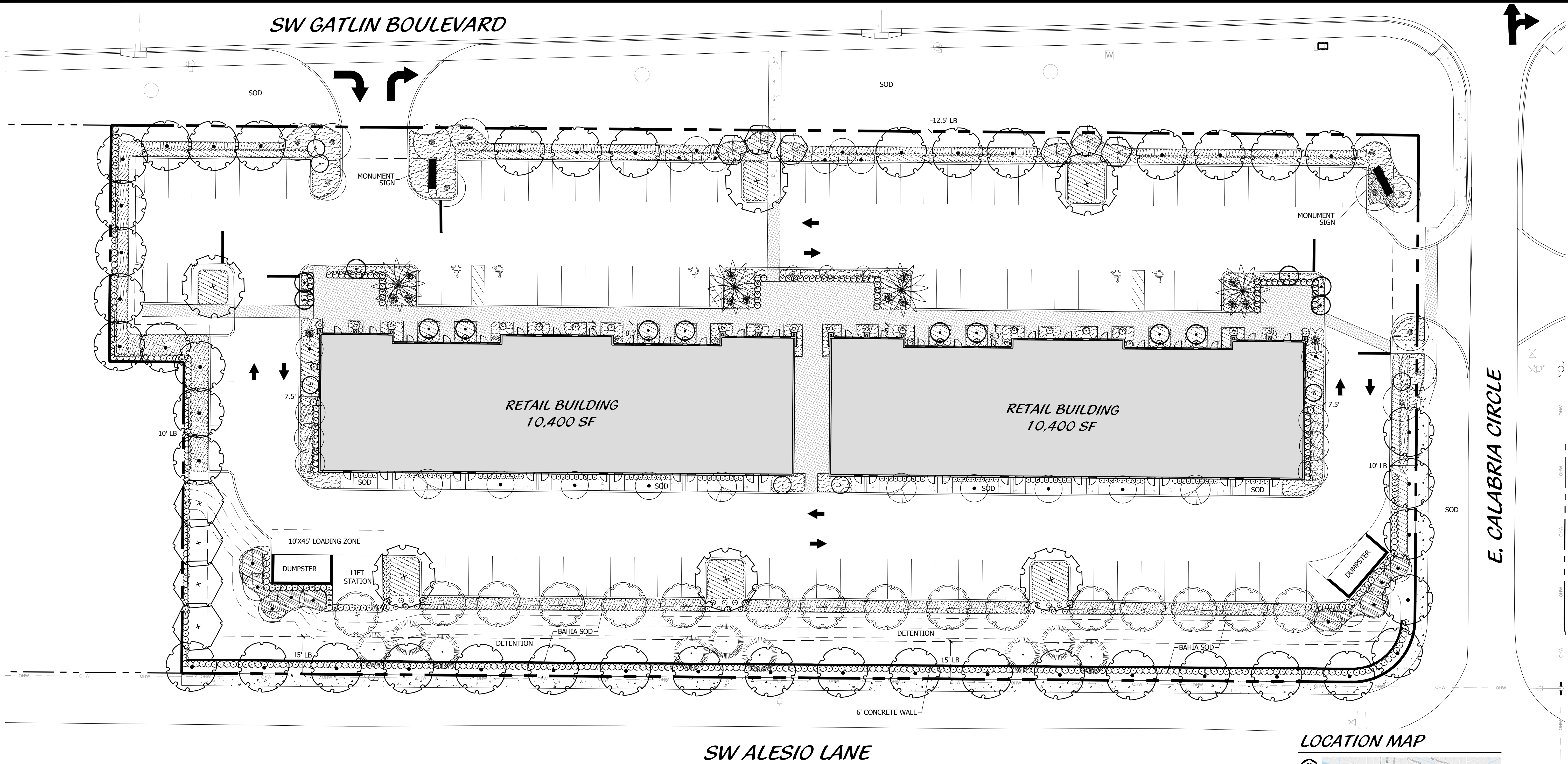


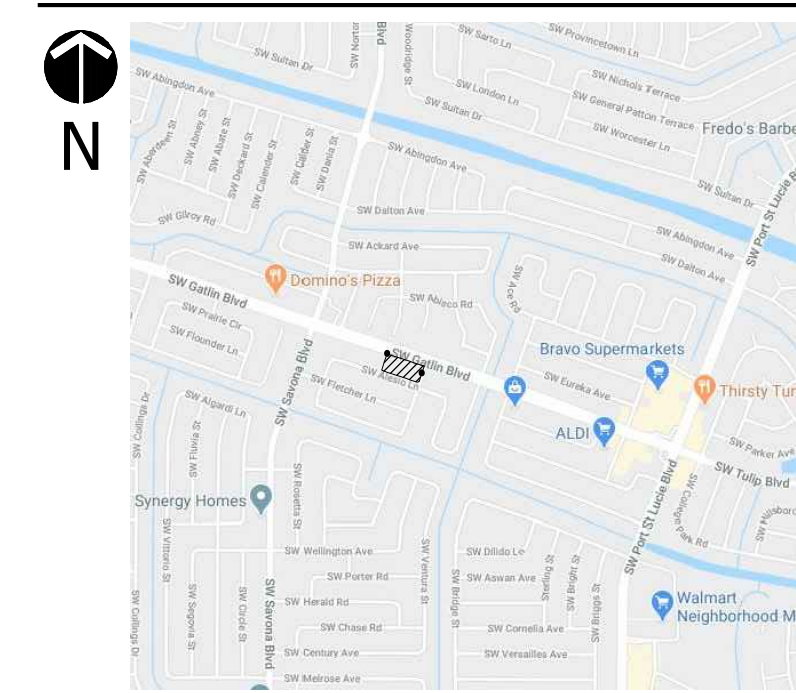
SW GATLIN BOULEVARD



E. CALABRIA CIRCLE

SW ALESIO LANE

LOCATION MAP

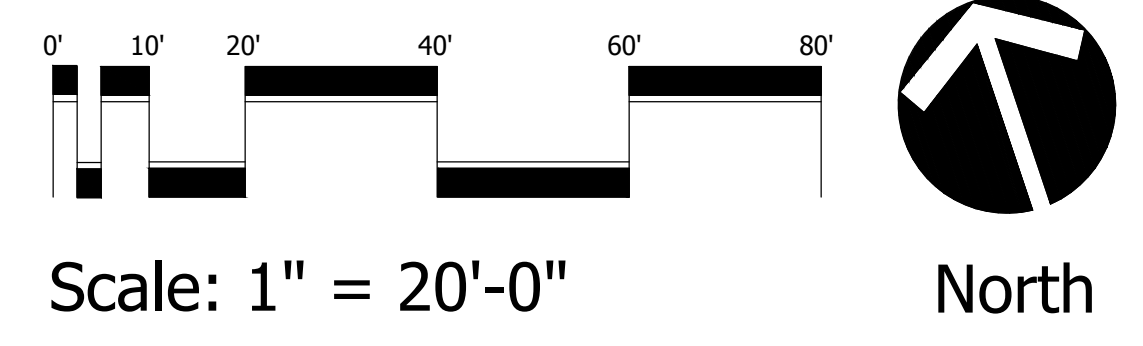


PLANT LIST

| CODE | QTY | BOTANICAL NAME | COMMON NAME | CONT | CAL | SIZE | NATIVE | REMARKS |
|------|-----|--|-------------------------|--------|----------------------|-----------------------|--------|---|
| AF | 4 | ACER RUBRUM 'FLORIDA FLAME' | FLORIDA FLAME RED MAPLE | 45 GAL | 1.5" CAL | 12' HT. X 5' SPRD. | Y | FULL CANOPY, MATCHED, FL FANCY |
| BS | 44 | BURSERIA SIMARUBA | GUMBO LIMBO | 65 GAL | 3.5" CAL | 12' O.A. | Y | FULL CANOPY |
| CEM | 16 | CONOCARPUS ERECTUS 'NOMBA' | NOMBA GREEN BUTTWOOD | 45 GAL | 1.5" CAL | 12'-14' HT | Y | FULL CANOPY |
| CS | 12 | CUPRESSUS SEMPERVIRENS | ITALIAN CYPRESS | N.A. | N.A. | 8'-9' O.A. | A.S. | FULL, MATCHED |
| ED | 5 | ELAEAGNUS DECIPENS | JAPANESE BLUEBERRY TREE | 25 GAL | N.A. | 6'-7' O.A. | N | CONICAL, FULL TO BASE |
| HIB | 3 | HIBISCUS ROSA-SINENSIS 'SEMINOLE PINK' | SEMINOLE PINK HIBISCUS | 15 GAL | 1.5" CAL | 4'-5' O.A. | N | STANDARD, FULL & THICK |
| IE | 10 | ILEX ATTENUATA 'EAGLESTON' | EAGLESTON HOLLY | 30 GAL | 2.5" CAL | 10' O.A. | N | MATCHED, FL FANCY, 4' CT |
| LJ | 6 | LIGUSTRUM JAPONICUM | JAPANESE PRIVET | 30 GAL | MULTI, 1"-2" CAL EA. | 6' HT X 5'-6' SPRD | N | FULL CANOPY, FL FANCY, MATCHED |
| QV | 6 | QUERCUS VIRGINIANA | LIVE OAK | 65 GAL | 3.5" CAL | 12' HT X 6' SPRD | Y | FULL CANOPY |
| TD | 9 | TAXODIUM DISTICHUM | BALD CYPRESS | 45 GAL | 1.5" CAL | 10-12' O.A. | Y | FULL CANOPY |
| CODE | QTY | BOTANICAL NAME | COMMON NAME | CONT | CAL | SIZE | NATIVE | REMARKS |
| CH | 2 | CHAMEROPS HUMILIS | EUROPEAN FAN PALM | 65 GAL | N.A. | 5' X 5' | N | MULTI TRUNK, 5 STALKS, FULL CANOPY. |
| LN | 12 | LIVISTONA NITIDA | NITIDA PALM | F.G. | N.A. | 14'-16' O.A. | N | FULL HEAD |
| PHS | 4 | PHOENIX SYLVESTRIS | SYLVESTER DATE PALM | F.G. | N.A. | 8' G.W. | N | STRAIGHT TRUNK, FULL CANOPY, MATCHED, DIAMOND CUT |
| PEA | 14 | PTYCHOSPERMA ELEGANS | ALEXANDER PALM | N.A. | 3" CAL | 12' O.A. | N | FULL CANOPY, SINGLE STEM, MATCHED, FL FANCY |
| SP | 24 | SABAL PALMETTO | SABAL PALM | N.A. | N.A. | 10', 14', 18' CT STGG | Y | SLEEK, STRAIGHT TRUNK |
| CODE | QTY | BOTANICAL NAME | COMMON NAME | CONT | SIZE | SPACE | NATIVE | REMARKS |
| AGB | 14 | AGAVE AMERICANA 'GAINESVILLE BLUE' | GAINESVILLE BLUE AGAVE | 15 GAL | 3' X 3' | A.S. | N | FULL & THICK |
| CI | 110 | CHRYSOBALANUS ICACO 'RED TIP' | RED TIP COCO PLUM | 3 GAL | 2' X 2' | 2' O.C. | Y | FULL & THICK |
| CGJ | 26 | CLUSIA GUTTIFERA | SMALL LEAF CLUSIA | 3 GAL | 2.5' X 2' | 2.5' O.C. | Y | FULL TO BASE |

| CODE | QTY | BOTANICAL NAME | COMMON NAME | CONT | SIZE | SPACE | NATIVE | REMARKS |
|------|-----|---------------------------------------|-----------------------------|--------|-------------------|-----------|--------|---|
| CG7 | 72 | CLUSIA GUTTIFERA | SMALL LEAF CLUSIA | 7 GAL | 3.5' x 2.5' | 2.5' O.C. | Y | FULL TO BASE |
| TI | 6 | CORDYLINE FRUTICOSA 'AUNTIE LOU' | AUNTIE LOU TI PLANT | 7 GAL | 2.5' X 2' | A.S. | N | FULL & THICK |
| MF | 302 | MYRCIANTHES FRAGRANS | SIMPSON'S TOPPER | 7 GAL | 3' X 2.5' SPRD. | 2.5' O.C. | Y | FULL & THICK |
| PM19 | 93 | PODOCARPUS MACROPHYLLUS | PODOCARPUS | 10 GAL | 3' X 2.5' SPRD. | A.S. | N | FULL & THICK |
| PM2 | 12 | PODOCARPUS MACROPHYLLUS | PODOCARPUS COLUMN | 15 GAL | 6' HT. X 3' SPRD. | A.S. | N | FULL & THICK, SHEAR INTO STRAIGHT RECTANGULAR SHAPE |
| SAD | 8 | SCHEFFLERA ARBORICOLA 'DAZZLE' | DAZZLE SCHEFFLERA | 7 GAL | 2.5' X 2.5' | A.S. | N | FULL & THICK |
| CID | 576 | CHRYSOBALANUS ICACO 'HORIZONTAL' | DWARF COCOPLUM | 3 GAL | 12' X 18" | 24" O.C. | Y | FULL & THICK |
| CI3 | 341 | CHRYSOBALANUS ICACO 'RED TIP' | RED TIP COCOPLUM | 3 GAL | 24" X 24" | 30" O.C. | Y | FULL & THICK |
| CVH | 22 | CODIUM x MANNY | CROTON MANNY | 3 GAL | 24" X 24" | 2' O.C. | N | FULL & THICK |
| FG | 589 | FICUS MACROPHYLLA 'GREEN ISLAND' | GREEN ISLAND FICUS | 3 GAL | 18" X 18" | 24" O.C. | N | FULL & THICK |
| IV | 692 | ILEX VOMITORIA 'SHILLINGS DWARF' | DWARF YAUPOH HOLLY | 3 GAL | 15" X 15" | 18" O.C. | Y | FULL & THICK |
| MH4 | 184 | MUHLENBERGIA CAPILLARIS | PINK MUHLY GRASS | 3 GAL | 24" X 24" | 24" O.C. | Y | FULL & THICK |
| PD3 | 224 | PODOCARPUS MACR. 'PRINGLES' OR 'META' | DWARF PODOCARPUS | 3 GAL | 15" X 15" | 18" O.C. | N | FULL & THICK, FLORIDA FANCY |
| PD7 | 339 | PODOCARPUS MACR. 'PRINGLES' OR 'META' | DWARF PODOCARPUS | 7 GAL | 18" X 18" | 24" O.C. | N | FULL & THICK, FLORIDA FANCY |
| PRM | 135 | RONDELETTA LEUCOPHYLLA | PANAMA ROSE | 3 GAL | 24" X 24" | 24" O.C. | N | FULL & THICK |
| SAV | 66 | SCHEFFLERA ARBORICOLA 'TRINETTE' | DWARF VARIEGATED SCHEFFLERA | 3 GAL | 18" X 18" | 24" O.C. | N | FULL & THICK, FL FANCY |

Conceptual Landscape Plan



PSLUSD PROJECT NO. 5381

Cotleur & Hearing
 Landscape Architects
 Land Planners
 Environmental Consultants
 1934 Commerce Lane
 Suite 1
 Jupiter, Florida 33458
 561.747.6336 · Fax 747.1377
 www.cotleurhearing.com
 Lic# LC-26000535

1208 Gatlin Boulevard
 Port St. Lucie, Florida

DESIGNED _____ DEH
 DRAWN _____ RO
 APPROVED _____ DEH
 JOB NUMBER 20-0704
 DATE 07-29-20
 REVISIONS 09-01-20
 09-11-20

September 11, 2020 2:30:05 p.m.
 Drawing: 20-0704 LP.DWG

SHEET 1 OF 1
 © COTLEUR & HEARING, INC.
 These drawings are the property of the architect and are not to be used for extensions or on other projects except by agreement in writing with the architect. Immediately report any discrepancies to the architect.