



HALF-CENT SALES TAX FY23 2ND QUARTER UPDATE

CITY COUNCIL MEETING – JUNE 12, 2023

THANK YOU VOTERS!

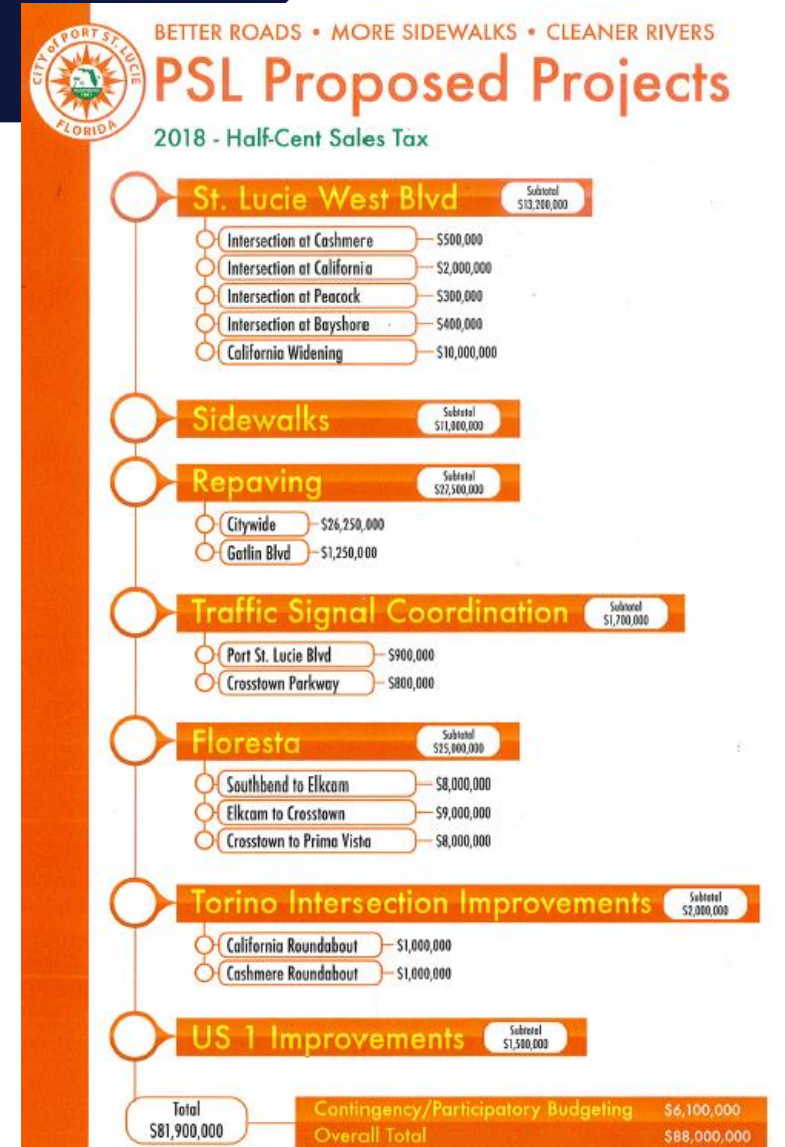


BETTER **ROADS**,
MORE **SIDEWALKS**,
AND **CLEANER RIVERS.**



S.T.A.T. TEAM & OVERSIGHT COMMITTEE

- Sales Tax Action Team (S.T.A.T.) members meet every month to review projects and discuss progress.
- Project team members meet every 2 weeks aside from STAT meetings to discuss project-specific issues.
- FY 23 2nd Quarter Report was provided to and accepted by the Citizens Oversight Committee on April 21, 2023 by Mr. Frank Knott.



FLORESTA DRIVE PHASE 1



North of Thanksgiving




South of PSL Blvd

FLORESTA DRIVE PHASES 2 & 3



- Phases 2 and 3 have now been split into independent plan sets.
- Phase 2 construction began September 26. Floresta Drive is currently closed from Thanksgiving Avenue to Thornhill Drive until August 2023.
- Construction of Phase 3 is anticipated to begin in the Fall of 2024.
- Based upon revised revenue projections and construction costs estimates, it is currently estimated that all approved Sales Tax funded projects will be completed. This is subject to change as construction costs continue to rise.




Elkcam Waterway Bridge to be replaced

FLORESTA DRIVE PHASE 2



Constructing New Bridge



FLORESTA DRIVE PHASE 2



Constructing New Pond on Walters Terrace



Walters Terrace Pond Outfall

FLORESTA DRIVE PHASE 2



Lane Shift for Drainage Crossing Replacement



Installing Utility Crossings



Installing Drainage Structure

SIDEWALKS



Import Drive Phase 2:
Inca Terrace to Savage Blvd is underway.



REPAVING



Project Progress:

- Sixteen and five-tenths (16.5) miles are proposed for FY 22/23 utilizing \$2,000,000 in Sales Tax funding.
- 1.1 miles have been repaved in the Bayshore Heights neighborhood this fiscal year.
- 2.37 miles in the Cashmere Cove neighborhood is complete.
- Remaining 13.03 miles will be repaved prior to September.

CASHMERE COVE



TRAFFIC SIGNAL COORDINATION



Crosstown Parkway

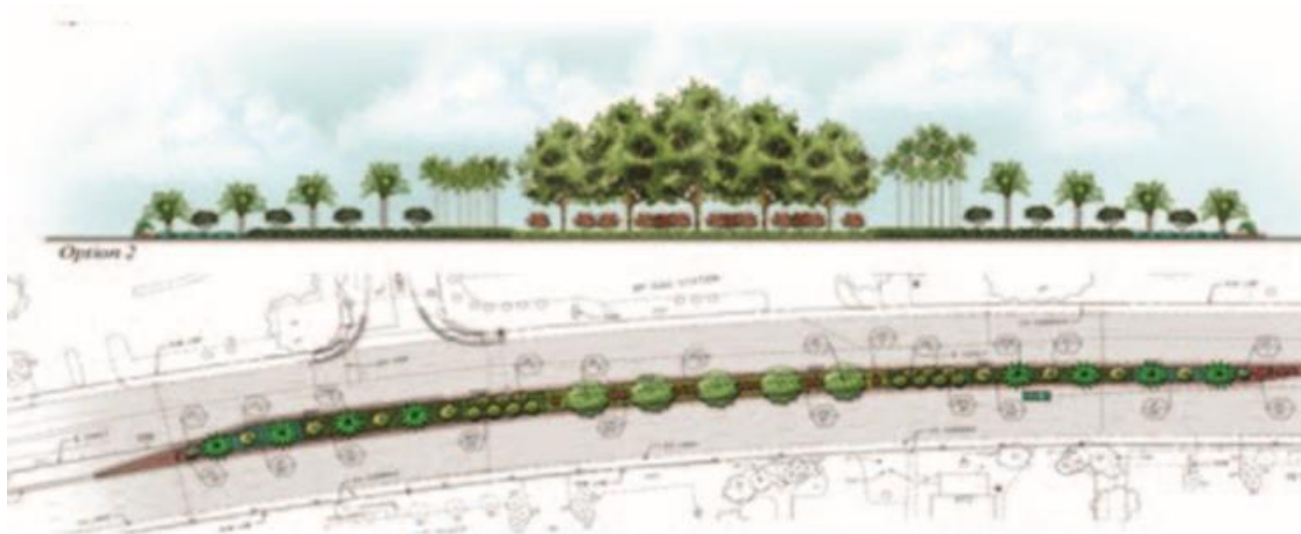
- Completed in May 2020. Project was funded by savings from the Crosstown Parkway Extension project.

Port St. Lucie Blvd. (Gatlin Boulevard to Gowin Drive)

- Project is bond funded and has been removed from the Sales Tax Projects list. Budget of \$900,000 will be utilized to cover other project cost increases.
- The system is now fully operational. Staff continues to monitor and make adjustments as necessary.

US 1 IMPROVEMENTS

- Project includes landscape, irrigation, and hardscape improvements within the median of US 1 from the Martin County line to the northern City limits (just north of SE Huffman Road).
- The Crosstown Parkway Extension project funded the portion of landscaping within the US 1 and Crosstown Parkway Intersection.
- Construction began in late March and will continue through the end of 2023. Daytime lane closures are expected.



SLC PRIMA VISTA BLVD. IMPROVEMENTS



First Phase - Complete

Second Phase

- Access Management
- Construction is not currently programmed in the County's three-year adopted schedule. (UPDATE: Public Outreach & Design budgeted in FY24 & FY25. Potential Construction start in FY27 or FY28)



IMPLEMENTATION SCHEDULE



Legend:	2019				2020				2021				2022				2023				2024				2025				2026				2027				2028				2029	
Contract, RFP or Bidding Cycle	1Q	2Q	3Q	4Q	1Q	2Q	3Q	4Q	1Q	2Q	3Q	4Q	1Q	2Q	3Q	4Q	1Q	2Q	3Q	4Q	1Q	2Q	3Q	4Q	1Q	2Q	3Q	4Q	1Q	2Q	3Q	4Q	1Q	2Q	3Q	4Q	1Q	2Q	3Q	4Q	1Q	2Q
Planning & Design																																										
Construction																																										
Updated 04/12/2023																																										
Projects																																										
St Lucie West Boulevard																																										
Cashmere Intersection - Design																																										
Cashmere Intersection - CEI																																										
Cashmere Intersection - Construction																																										
California Intersection - Design																																										
California Intersection - CEI																																										
California Intersection - Construction																																										
Peacock Intersection - Design																																										
Peacock Intersection - CEI																																										
Peacock Intersection - Construction																																										
Bayshore Intersection - Design																																										
Bayshore Intersection - CEI																																										
Bayshore Intersection - Construction																																										
California Widening - Design																																										
California Widening - CEI																																										
California Widening - Construction																																										
Sidewalks \$11,000,000																																										
Citywide																																										
South and Eastern Torino Loop																																										
Repaving																																										
Citywide																																										
Gatlin																																										
Floresta Drive																																										
Southbend to Elkcam - Design																																										
Southbend to Elkcam - CEI																																										
Southbend to Elkcam - Construction																																										
Elkcam to Crosstown - Design																																										
Elkcam to Crosstown - CEI																																										
Elkcam to Crosstown - Construction																																										
Crosstown to Prima Vista - Design																																										
Crosstown to Prima Vista - CEI																																										
Crosstown to Prima Vista - Construction																																										
Torino Blvd Intersection Improvements																																										
California Roundabout (RAB) - Design																																										
California RAB - CEI																																										
California RAB - Construction																																										
Cashmere Roundabout (RAB) - Design																																										
Cashmere RAB - CEI																																										
Cashmere RAB - Construction																																										
US 1 Beautification - Installation \$1,500,000																																										
Total Expenditures																																										

WE ARE HERE

Implementation Schedule
is based upon calendar
years and quarters.

BUDGET & EXPENDITURES



OBJECT EXPENDITURES	TOTAL 10-YEAR ADVERTISED BUDGET	REVISED BUDGET	INVOICES TO DATE FY 22/23 ACTUAL	PRIOR FISCAL YEARS' EXPENDITURES	GRAND TOTAL SPENT/INVOICED TO DATE	REMAINING BUDGET
ST LUCIE WEST BOULEVARD	13,200,000	18,300,000	12,887	1,014,251	1,027,138	17,272,861
SIDEWALKS	11,000,000	11,000,000	27,103	4,045,634	4,072,737	6,927,263
REPAVING	27,500,000	27,500,000	497,528	3,597,494	4,095,022	23,404,978
TRAFFIC SIGNAL COORDINATION	1,700,000	-	-	-	-	-
FLORESTA DRIVE	25,000,000	57,000,000	8,388,328	15,092,136	23,480,464	33,519,536
TORINO INTERSECTION IMPROVEMENTS	2,000,000	2,000,000	-	2,036,753	2,036,753	-36,753
US 1 IMPROVEMENTS	1,500,000	1,500,000	5,715	405	6,120	1,493,880
MISCELLANEOUS	-	-	44,039	1,347,349	1,391,388	-1,391,388
INTEREST ON INTERNAL BORROWING	1,107,461	50,200	-	-	-	50,200
CONTINGENCY/ PARTICIPATORY BUDGETING	5,794,251	1,161,241	-	-	-	1,161,241
TOTAL EXPENDITURES	\$88,801,712	\$118,511,441	\$8,975,601	\$27,134,022	\$36,109,623	\$82,401,818

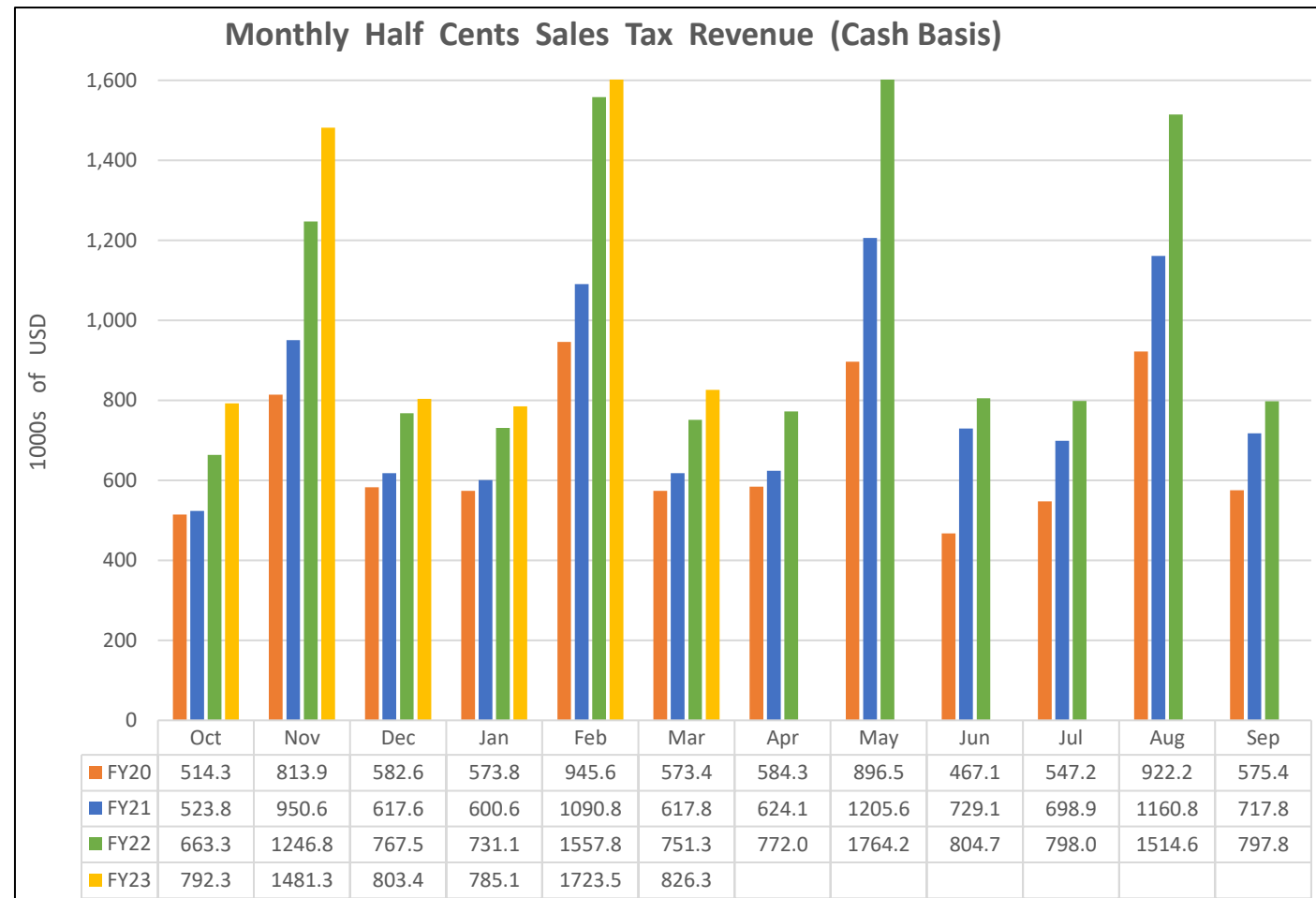
REVENUE SUMMARY



Half Cent Sales Tax Cash Basis Method

Month	Budget FY23	FY23	Budget FY22	FY22	Budget FY21	FY21
Oct	720,094	792,257	669,567	663,327	646,900	523,799
Nov	720,094	1,481,289	669,567	1,246,788	646,900	950,609
Dec	720,094	803,438	669,567	767,514	646,900	617,559
Jan	720,094	785,057	669,567	731,067	646,900	600,591
Feb	720,094	1,723,498	669,567	1,557,834	646,900	1,090,816
Mar	964,035	826,309	720,094	751,319	669,567	617,829
Apr			720,094	771,319	669,567	624,121
May			720,094	1,666,144	669,567	1,205,555
Jun			720,094	804,749	669,567	729,095
Jul			720,094	798,048	669,567	698,922
Aug			720,094	1,514,551	669,567	1,160,837
Sep			720,094	797,785	669,567	717,817
TOTAL	4,564,505	6,411,848	\$8,388,493	\$12,071,124	7,921,469	9,537,550

Fiscal Years 20, 21, 22, 23 Cash Accrual Summary





HALF-CENT SALES TAX FY23 2ND QUARTER UPDATE

QUESTIONS OR COMMENTS?



BETTER **ROADS**,
MORE **SIDEWALKS**,
AND **CLEANER RIVERS**.

