



# HALF-CENT SALES TAX FY22 1<sup>ST</sup> QUARTER UPDATE

CITY COUNCIL MEETING – FEBRUAR 28, 2022

THANK YOU VOTERS!

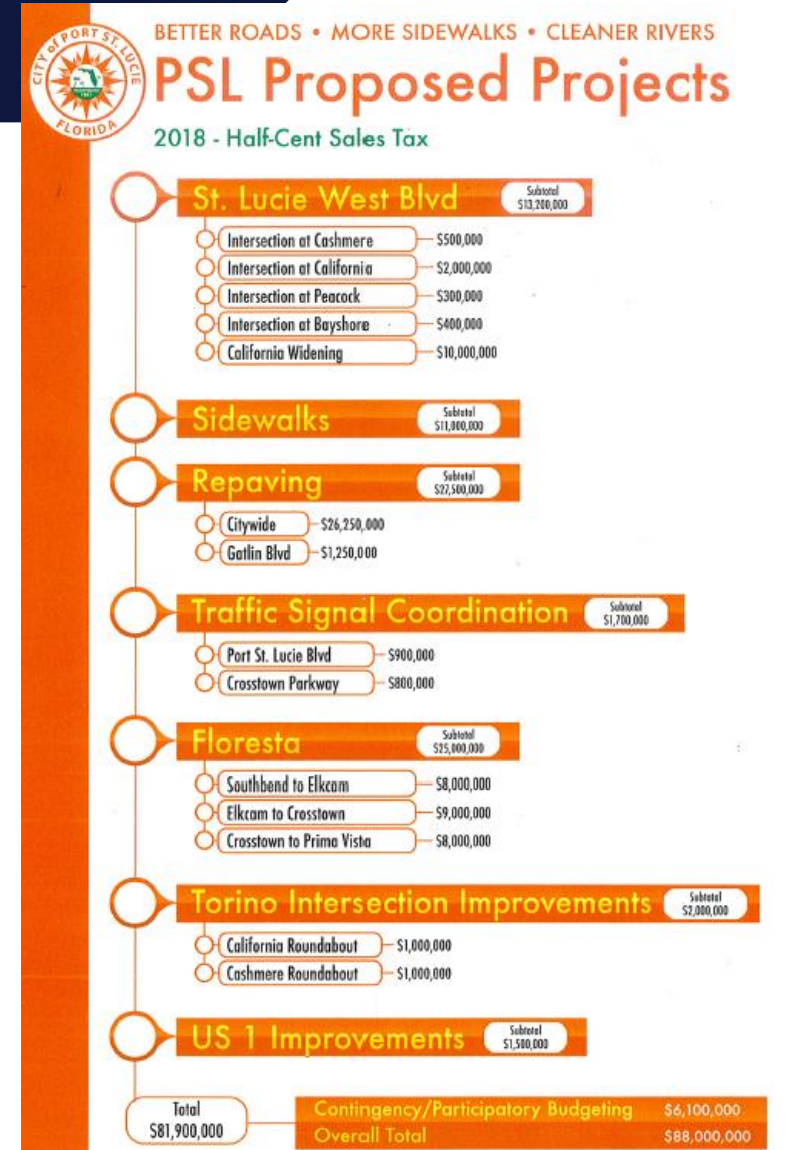


BETTER **ROADS**,  
MORE **SIDEWALKS**,  
AND **CLEANER RIVERS**.



# S.T.A.T. TEAM & OVERSIGHT COMMITTEE

- Sales Tax Action Team (S.T.A.T.) members meet every 2 weeks to review projects and discuss progress
- Project team members meet every 2 weeks aside from STAT meetings to discuss project-specific issues.
- FY22 1<sup>st</sup> Quarterly Report was presented to and accepted by the Council-appointed Sales Tax Citizen Oversight Committee (COC) on January 21<sup>st</sup>, 2022.




# FLORESTA DRIVE PHASE 1



- Construction began on September 14, 2020.
- The contractor has been working on sidewalk, curb, residential driveways and roadway activities throughout the corridor.
- Periodic lane closures and side street closures are ongoing.
- Due to additional work, unforeseen utility lines, and weather and material delays, construction completion is now estimated in early March 2022.

# FLORESTA DRIVE PHASE 1




Construction Pictures



# FLORESTA DRIVE PHASE 1



## Construction Pictures



# FLORESTA DRIVE PHASE 1



## Construction Pictures



# FLORESTA DRIVE PHASE 1



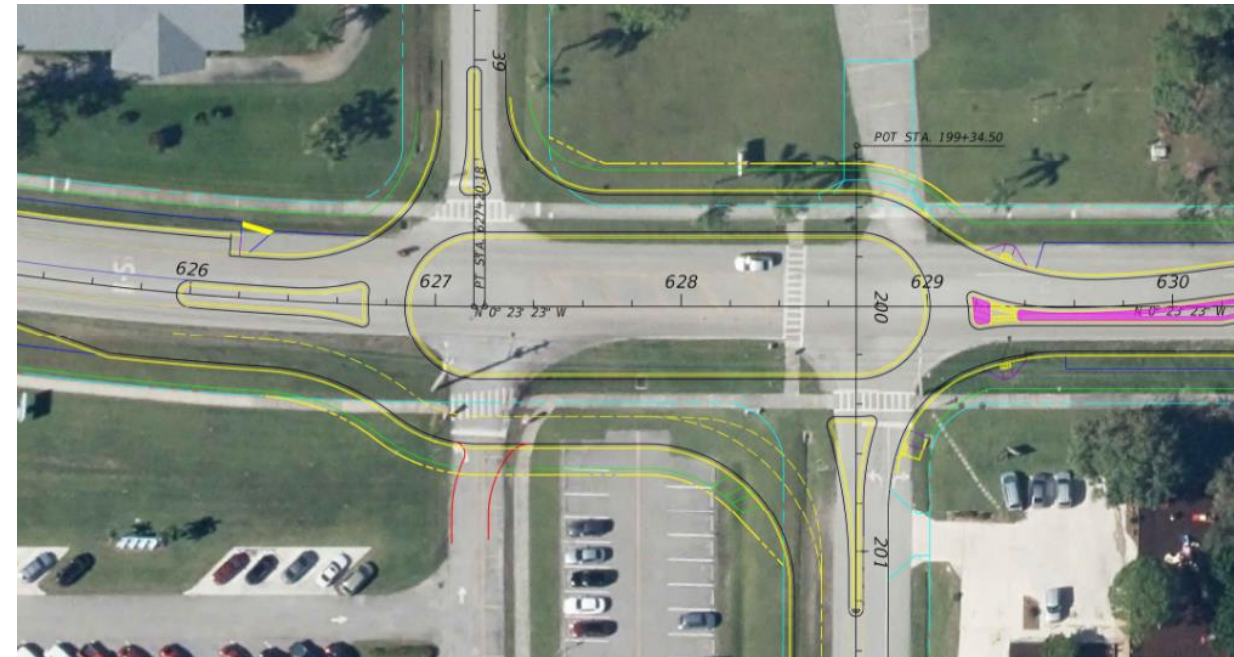
## Construction Pictures



# FLORESTA DRIVE PHASES 2 & 3



- Phases 2 and 3 have now been split into independent plan sets and Phase 2 plans are complete. Staff are currently reviewing and working with the Procurement Office to draft construction bid documents.
- Staff are attempting to identify potential cost savings (i.e. alternative bridge construction methods, allowing a roadway closure, material substitutions, etc.) for incorporation into construction bid documents.
- Phase 3 plans are being finalized and will be submitted in March.
- Phase 2 construction is anticipated to begin in late Spring or early Summer of 2022. The construction of Phase 3 is then scheduled to begin two years later, pending available funding.





# SIDEWALKS



## Sandia Sidewalk



### Project Progress:

- Sandia Avenue: Thornhill Drive to Crosspoint Drive - Construction was completed in December.
- Fairgreen Crossings Neighborhood: Construction was completed in December (1 month ahead of schedule).

# SIDEWALKS



## Fairgreen Sidewalk



# REPAVING



Crane Landing

## Project Progress:

Seventeen and three-tenths (17.3) miles are proposed to be repaved in FY 21/22 utilizing \$1,600,000 in Sales Tax funding. So far, 0.9 miles have been repaved in the Crane Landing and Northport Village neighborhoods in the 1<sup>st</sup> quarter. Sixteen and four-tenths (16.4) miles are remaining and will be repaved prior to September 30, 2022.



# TRAFFIC SIGNAL COORDINATION



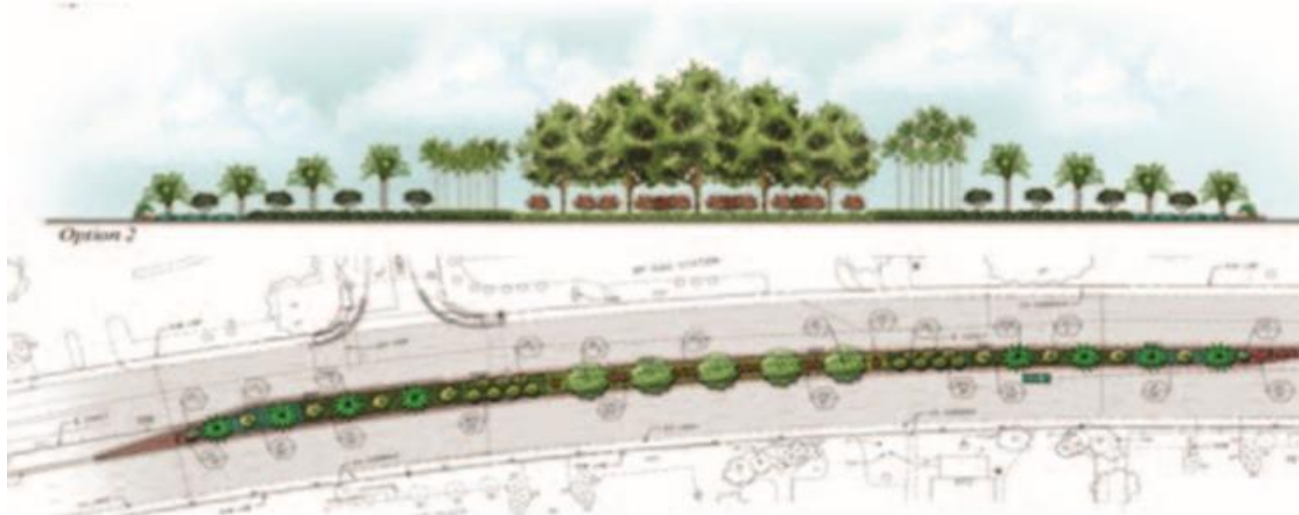
Crosstown Parkway – Completed in May 2020. Project was funded by savings from the Crosstown Parkway Extension project.

Port St. Lucie Blvd.

- This project is included in a bond issuance and will be funded with those proceeds in this FY.
- Staff is coordinating with Procurement for issuance of a contract/P.O.
- Project has been removed from the Sales Tax Projects List. It will be noted similarly to Crosstown Parkway on reports and updates.
- Anticipated savings to Sales Tax Budget of \$900,000 has been re-allocated to participatory/contingency balance.

# US 1 IMPROVEMENTS

- Funded the portion of landscaping within the US 1 and Crosstown Parkway Intersection Improvements as part of the Crosstown Parkway Extension project
- US 1 Landscaping and Irrigation Improvements are scheduled for installation after April 2022 following FDOT's Resurfacing, Restoration, and Rehabilitation (RRR) project.



# SLC PRIMA VISTA BLVD. IMPROVEMENTS



First Phase - Complete

Second Phase

- Access Management
- Construction is not programmed into the County's three-year schedule.





# BUDGET & EXPENDITURES



OBJECT EXPENDITURES	TOTAL 10-YEAR ADVERTISED BUDGET	INVOICES TO DATE FY 21/22 ACTUAL	PRIOR FISCAL YEARS' EXPENDITURES	GRAND TOTAL SPENT/INVOICED TO DATE	ADVERTISED BUDGET REMAINING
ST LUCIE WEST BOULEVARD	13,200,000	-	1,007,559	1,007,559	12,192,441
SIDEWALKS	11,000,000	490,196	2,402,151	2,892,347	8,107,653
REPAVING	27,500,000	137,400	1,825,365	1,962,765	25,537,235
TRAFFIC SIGNAL COORDINATION	-	-	-	-	-
FLORESTA DRIVE	25,000,000	1,884,919	9,290,575	11,175,494	13,824,506
TORINO INTERSECTION IMPROVEMENTS	2,000,000	-	2,036,753	2,036,753	(36,753)
US 1 IMPROVEMENTS	1,500,000	-	-	-	1,500,000
MISCELLANEOUS	-	2,981	1,220,450	1,223,431	(1,223,431)
INTEREST ON INTERNAL BORROWING	1,107,461	-	-	-	1,107,461
CONTINGENCY/ PARTICIPATORY BUDGETING	6,694,251	-	-	-	6,694,251
TOTAL EXPENDITURES	\$ 88,001,712	\$ 2,515,496	\$ 17,782,853	\$ 20,298,349	\$ 67,703,363







# HALF-CENT SALES TAX FY22 1<sup>ST</sup> QUARTER UPDATE

QUESTIONS OR COMMENTS?



BETTER **ROADS**,  
MORE **SIDEWALKS**,  
AND **CLEANER RIVERS**.

