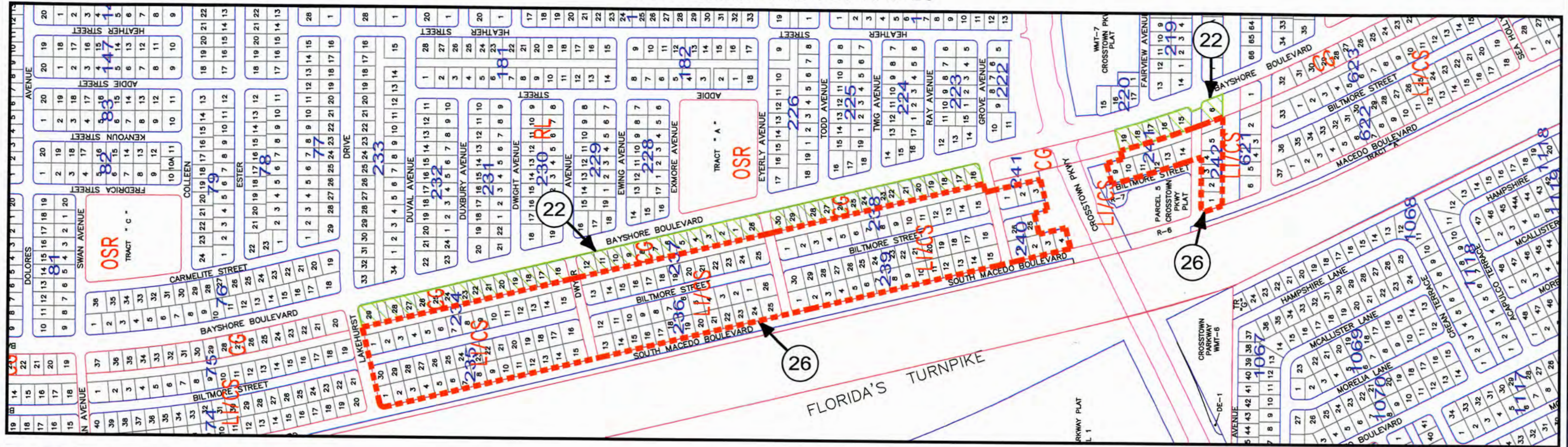


LAND USE CONVERSION OPTIONS AND APPLICABLE REGULATIONS
CONVERSION AREA 22 AND 26






CONVERSION AREA NUMBER	TYPE OF CONVERSION AREA	MINIMUM FRONTAGE (FT)	DEPTH (FT)	EXCEPTIONS TO ¹		CURB CUT SEPARATION (FT.) ²		HT. LIMITS	ADD'L REAR YARD RQMT. FOR TWO STY BLDG. (FT)
				FRONTAGE REQUIREMENTS	DEPTH REQUIREMENTS	FROM ADJ. CURB CUT	FROM ADJ. STR. INTERSECTION		
22	CG	240	ENTIRE CONVERSION AREA PERPENDICULAR TO THE STREET.	N/A	N/A	150	180	35 FT.	N/A
26	LI/CS	160	240	N/A	SINGLE LOT DEPTH MAY BE USED IF THE ENTIRE REAR LOT LINE IS BOUNDED BY A MAJOR DRAINAGE R/W OR CANAL NONRESIDENTIAL USE AND SUFFICIENT FRONTAGE EXISTS FOR DEVELOPMENT	150	180	35 FT.	N/A

NOTES:

1. SITES QUALIFYING FOR AN EXCEPTION TO THE FRONTAGE OR DEPTH REQUIREMENTS MUST HAVE A TOTAL 20,000 SQ. FT. AND MUST MEET ALL OTHER LOCAL REGULATIONS AND PERFORMANCE REQUIREMENTS.
2. DISTANCE OF SEPARATION SHALL BE MEASURED ALONG MAJOR STREET FRONTAGE UNLESS THE CURB CUT ACCESS IS LOCATED ADJACENT TO AN ALLOWABLE SIDE STREET ACCESS POINT. IN SUCH CASE, THE CURB CUT SEPARATION REQUIREMENT SHALL BE APPLIED TO THE SIDE STREET FRONTAGE.
3. SEE SECTION VI (PAGE 6) OF MANUAL FOR VARIANCE PROCEDURES.

LEGEND:

-  GENERAL COMMERCIAL (CG)
-  LIGHT IND./SERVICE COMMERCIAL (LI/CS)
-  CONVERSION AREA NUMBER

