



SIGN UP FREE



City of Port St. Lucie - 2021 Community Development Block Grant (CDBG) Survey

ConPlan Survey with Guardian

QUESTION SUMMARIES

DATA TRENDS

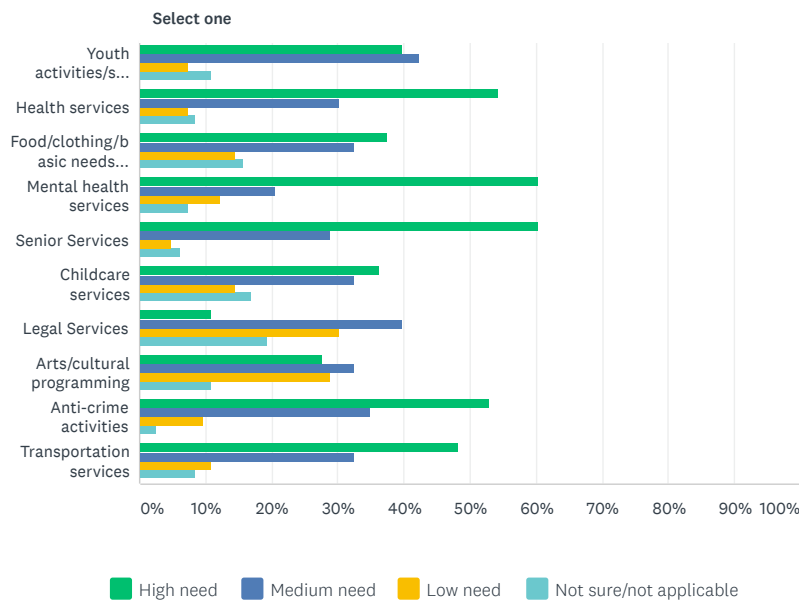
INDIVIDUAL RESPONSES

Q1



Community Service Needs (please make a selection for all categories)

Answered: 83 Skipped: 0



Select one

	HIGH NEED	MEDIUM NEED	LOW NEED	NOT SURE/NOT APPLICABLE	TOTAL
Youth activities/services	39.76% 33	42.17% 35	7.23% 6	10.84% 9	83
Health services	54.22% 45	30.12% 25	7.23% 6	8.43% 7	83
Food/clothing/basic needs services	37.35% 31	32.53% 27	14.46% 12	15.66% 13	83
Mental health services	60.24% 50	20.48% 17	12.05% 10	7.23% 6	83
Senior Services	60.24% 50	28.92% 24	4.82% 4	6.02% 5	83
Childcare services	36.14% 30	32.53% 27	14.46% 12	16.87% 14	83
Legal Services	10.84% 9	39.76% 33	30.12% 25	19.28% 16	83
Arts/cultural programming	27.71% 23	32.53% 27	28.92% 24	10.84% 9	83
Anti-crime activities	53.01% 44	34.94% 29	9.64% 8	2.41% 2	83

Share Link

<https://www.surveymonkey.com/re:>

COPY

83 responses



SIGN UP FREE

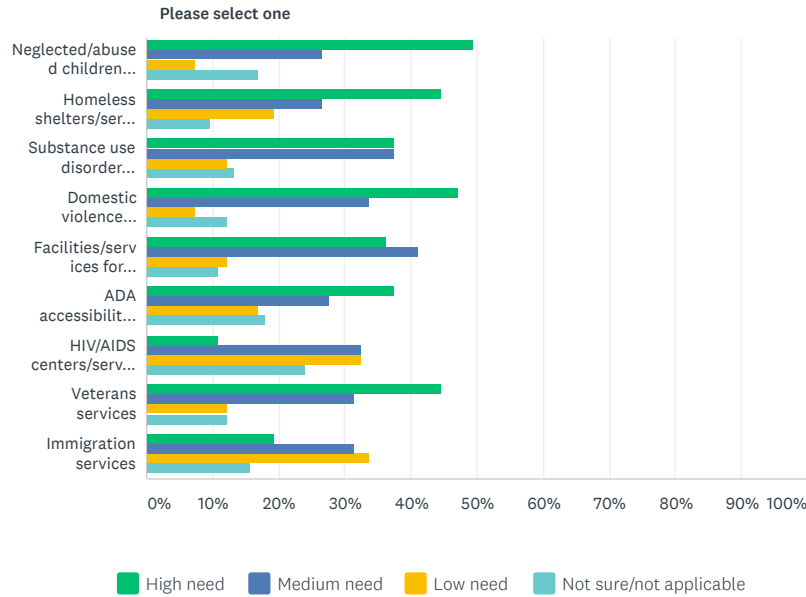


Q2



Special Needs Services (please make a selection for all categories)

Answered: 83 Skipped: 0



Please select one

	HIGH NEED	MEDIUM NEED	LOW NEED	NOT SURE/NOT APPLICABLE	TOTAL
Neglected/abused children facilities/services	49.40% 41	26.51% 22	7.23% 6	16.87% 14	83
Homeless shelters/services	44.58% 37	26.51% 22	19.28% 16	9.64% 8	83
Substance use disorder services	37.35% 31	37.35% 31	12.05% 10	13.25% 11	83
Domestic violence services	46.99% 39	33.73% 28	7.23% 6	12.05% 10	83
Facilities/services for disabled persons	36.14% 30	40.96% 34	12.05% 10	10.84% 9	83
ADA accessibility improvements	37.35% 31	27.71% 23	16.87% 14	18.07% 15	83
HIV/AIDS centers/services	10.84% 9	32.53% 27	32.53% 27	24.10% 20	83
Veterans services	44.58% 37	31.33% 26	12.05% 10	12.05% 10	83
Immigration services	19.28% 16	31.33% 26	33.73% 28	15.66% 13	83

Comments (4)

Q3



Share Link

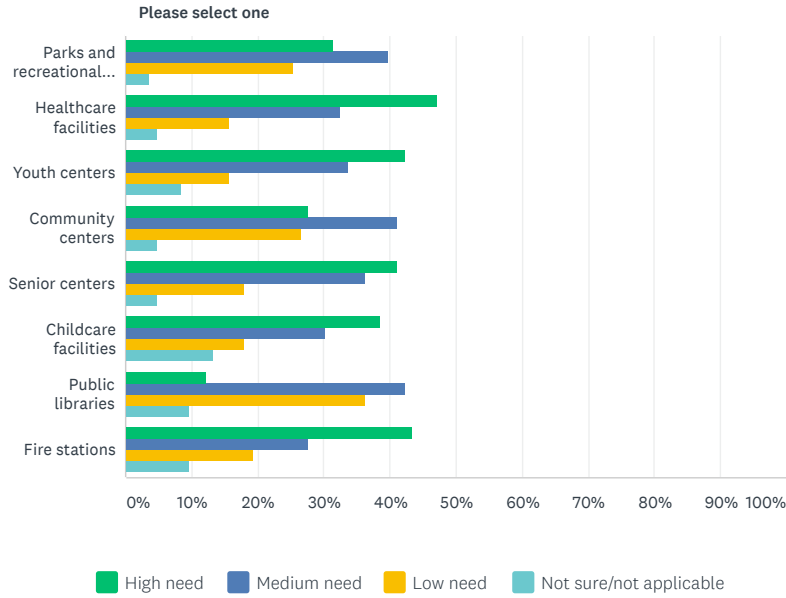
<https://www.surveymonkey.com/re:>

COPY

83 responses



SIGN UP FREE



Please select one

	HIGH NEED	MEDIUM NEED	LOW NEED	NOT SURE/NOT APPLICABLE	TOTAL
Parks and recreational facilities	31.33% 26	39.76% 33	25.30% 21	3.61% 3	83
Healthcare facilities	46.99% 39	32.53% 27	15.66% 13	4.82% 4	83
Youth centers	42.17% 35	33.73% 28	15.66% 13	8.43% 7	83
Community centers	27.71% 23	40.96% 34	26.51% 22	4.82% 4	83
Senior centers	40.96% 34	36.14% 30	18.07% 15	4.82% 4	83
Childcare facilities	38.55% 32	30.12% 25	18.07% 15	13.25% 11	83
Public libraries	12.05% 10	42.17% 35	36.14% 30	9.64% 8	83
Fire stations	43.37% 36	27.71% 23	19.28% 16	9.64% 8	83

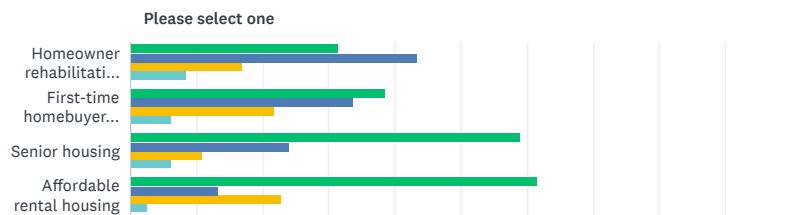
Comments (1)

Q4



Housing Needs (please make a selection for all categories)

Answered: 83 Skipped: 0



Share Link

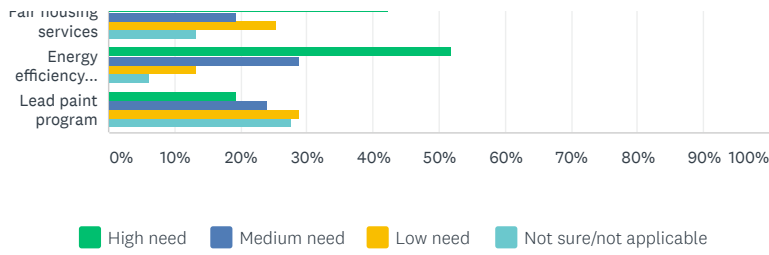
<https://www.surveymonkey.com/re:>

COPY

83 responses



SIGN UP FREE



Please select one

	HIGH NEED	MEDIUM NEED	LOW NEED	NOT SURE/NOT APPLICABLE	TOTAL
Homeowner rehabilitation program	31.33% 26	43.37% 36	16.87% 14	8.43% 7	83
First-time homebuyer program	38.55% 32	33.73% 28	21.69% 18	6.02% 5	83
Senior housing	59.04% 49	24.10% 20	10.84% 9	6.02% 5	83
Affordable rental housing	61.45% 51	13.25% 11	22.89% 19	2.41% 2	83
Affordable homeowner housing	54.22% 45	22.89% 19	19.28% 16	3.61% 3	83
Housing for persons with disabilities	34.94% 29	38.55% 32	12.05% 10	14.46% 12	83
Rehabilitation of rental housing, including public housing	33.73% 28	28.92% 24	19.28% 16	18.07% 15	83
Fair housing services	42.17% 35	19.28% 16	25.30% 21	13.25% 11	83
Energy efficiency improvements	51.81% 43	28.92% 24	13.25% 11	6.02% 5	83
Lead paint program	19.28% 16	24.10% 20	28.92% 24	27.71% 23	83

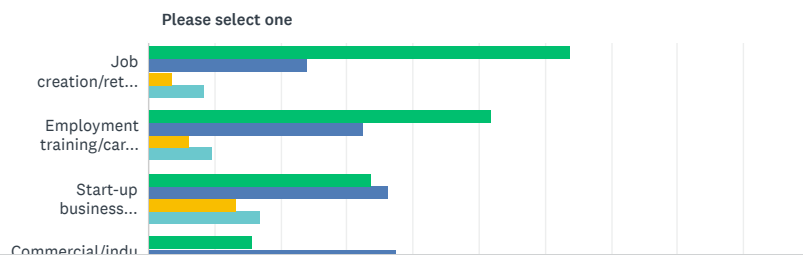
Comments (4)

Q5



Business Needs (please make a selection for all categories)

Answered: 83 Skipped: 0



Share Link

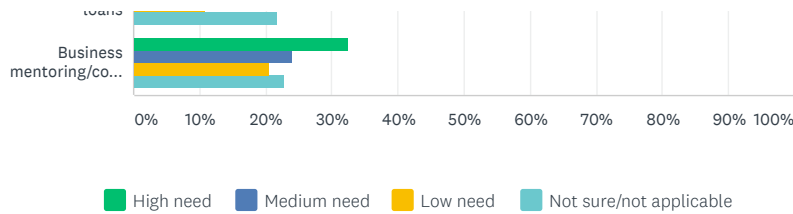
<https://www.surveymonkey.com/re:>

COPY

83 responses



SIGN UP FREE



Please select one

	HIGH NEED	MEDIUM NEED	LOW NEED	NOT SURE/NOT APPLICABLE	TOTAL
Job creation/retention services	63.86% 53	24.10% 20	3.61% 3	8.43% 7	83
Employment training/career counseling	51.81% 43	32.53% 27	6.02% 5	9.64% 8	83
Start-up business assistance	33.73% 28	36.14% 30	13.25% 11	16.87% 14	83
Commercial/industrial facility rehabilitation	15.66% 13	37.35% 31	24.10% 20	22.89% 19	83
Façade/storefront improvement program	20.48% 17	32.53% 27	27.71% 23	19.28% 16	83
Small business loans	30.12% 25	37.35% 31	10.84% 9	21.69% 18	83
Business mentoring/counseling	32.53% 27	24.10% 20	20.48% 17	22.89% 19	83

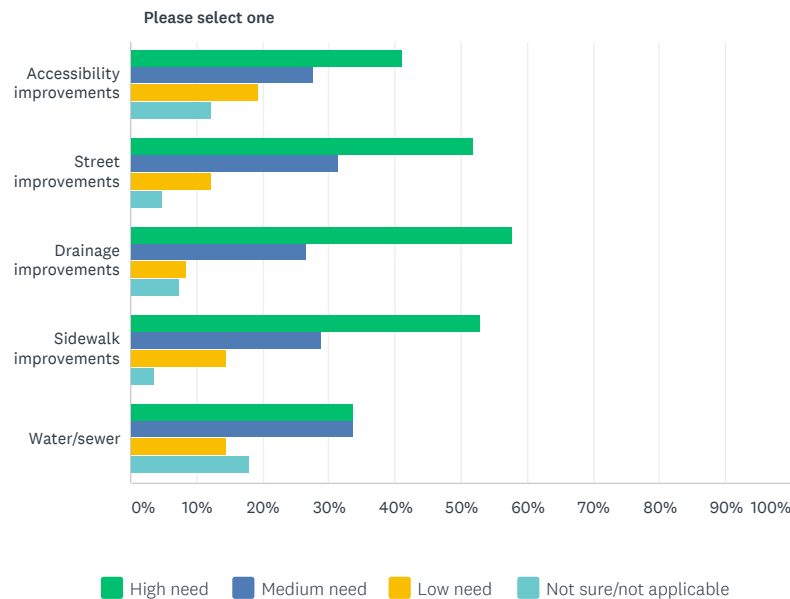
[Comments \(5\)](#)

Q6



Infrastructure Needs (please make a selection for all categories)

Answered: 83 Skipped: 0



Share Link

<https://www.surveymonkey.com/re:>

COPY

83 responses



SIGN UP FREE



Accessibility improvements	40.96% 34	27.11% 23	19.28% 16	12.05% 10	83
Street improvements	51.81% 43	31.33% 26	12.05% 10	4.82% 4	83
Drainage improvements	57.83% 48	26.51% 22	8.43% 7	7.23% 6	83
Sidewalk improvements	53.01% 44	28.92% 24	14.46% 12	3.61% 3	83
Water/sewer	33.73% 28	33.73% 28	14.46% 12	18.07% 15	83

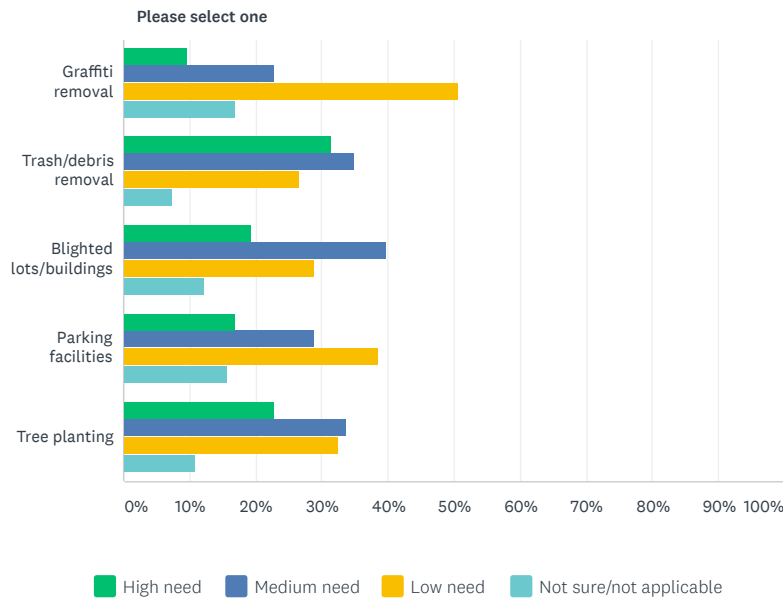
Comments (3)

Q7



Neighborhood Services Needs (please make a selection for all categories)

Answered: 83 Skipped: 0



Please select one

	HIGH NEED	MEDIUM NEED	LOW NEED	NOT SURE/NOT APPLICABLE	TOTAL
Graffiti removal	9.64% 8	22.89% 19	50.60% 42	16.87% 14	83
Trash/debris removal	31.33% 26	34.94% 29	26.51% 22	7.23% 6	83
Blighted lots/buildings	19.28% 16	39.76% 33	28.92% 24	12.05% 10	83
Parking facilities	16.87% 14	28.92% 24	38.55% 32	15.66% 13	83
Tree planting	22.89% 19	33.73% 28	32.53% 27	10.84% 9	83

Comments (5)

Share Link

<https://www.surveymonkey.com/re:>

COPY

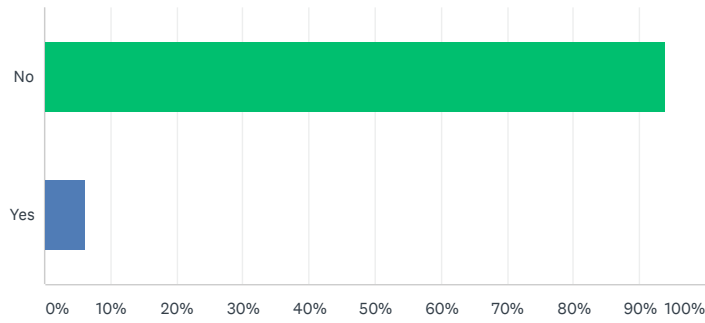
83 responses



SIGN UP FREE



Answered: 83 Skipped: 0



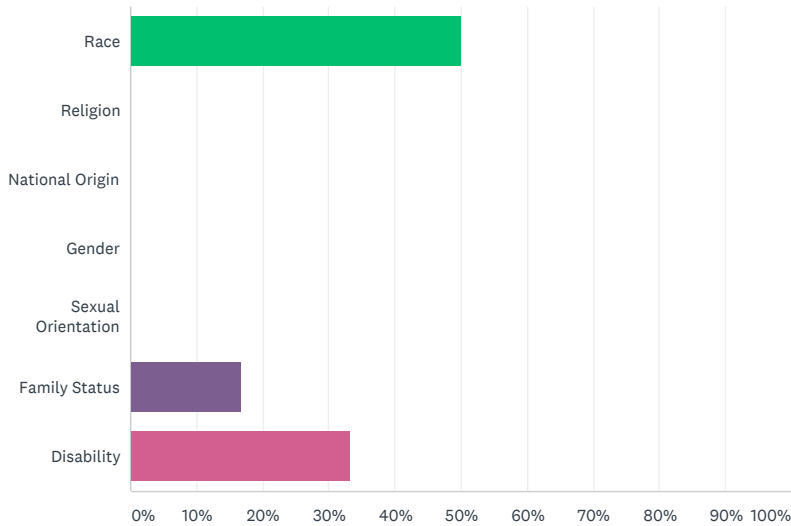
ANSWER CHOICES	RESPONSES	
No	93.98%	78
Yes	6.02%	5
TOTAL		83
Comments (4)		

Q9



If you believe you were discriminated against, on what basis do you perceive you were discriminated against?

Answered: 6 Skipped: 77



ANSWER CHOICES	RESPONSES	
Race	50.00%	3
Religion	0.00%	0
National Origin	0.00%	0
Gender	0.00%	0
Sexual Orientation	0.00%	0

Share Link <https://www.surveymonkey.com/re:> COPY

83 responses



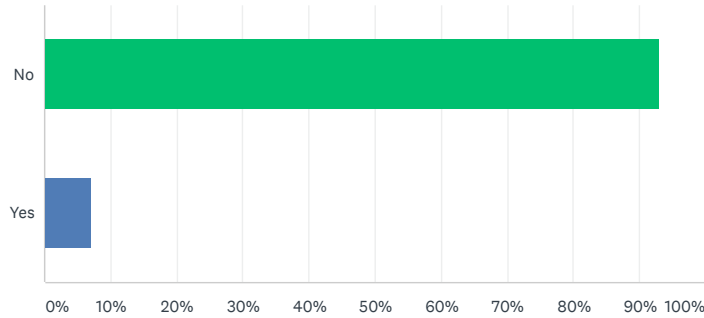
SIGN UP FREE



Q10

If you believe you were discriminated against, did you report it? If not, why?

Answered: 14 Skipped: 69

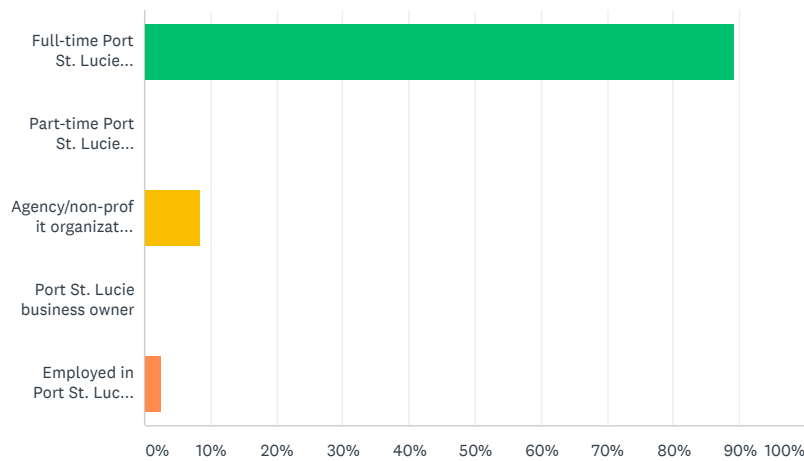


ANSWER CHOICES	RESPONSES	
No	92.86%	13
Yes	7.14%	1
TOTAL		14
Comments (5)		

Q11

About you...

Answered: 83 Skipped: 0



ANSWER CHOICES	RESPONSES	
Full-time Port St. Lucie resident	89.16%	74
Part-time Port St. Lucie resident	0.00%	0
Agency/non-profit organization	8.43%	7
Port St. Lucie business owner	0.00%	0
Employed in Port St. Lucie	2.41%	2

Share Link <https://www.surveymonkey.com/re:> COPY

83 responses



SIGN UP FREE



Comments (2)

Q12



Thank you for completing this survey. Please add any other questions/comments/concerns about housing and community development needs in Port St. Lucie to be addressed with CDBG funding over the next five years.

Answered: 15 Skipped: 68

Systemic racism and a need for improved equity have become increasingly apparent this year. I hope this need will be included in the 5 year plan and efforts made to create change. With the growing aging population and the need to allow lower income residents to age in place, funding is critical for home accessibility retrofits, home food delivery, access to affordable healthy foods, transportation assistance, creation of safe spaces for physical activity and social interaction, accessory dwelling units, as well as support (including respite) for caregivers who are often working 24/7 to keep family members safe and having a quality life in their later years. For lower income older adults, financial planning and help navigating the federal benefit programs is also a need. The overall health of residents is impacted by access to healthy food options and physical activity. Making PSL a more walkable community is an important part of supporting this effort.

4/27/2021 10:38 AM

I think these surveys would be better placed on front page to encourage more participation. It was difficult to find this. Thank you

4/26/2021 5:24 PM

Personal and professional development plans verses chucking money at it.

.....

Powered by SurveyMonkey®

Check out our [sample surveys](#) and [create your own now!](#)

Share Link

<https://www.surveymonkey.com/re:>

COPY

83 responses