



# HALF-CENT SALES TAX FY22 2<sup>ND</sup> QUARTER UPDATE

CITY COUNCIL MEETING – JUNE 13, 2022

THANK YOU VOTERS!

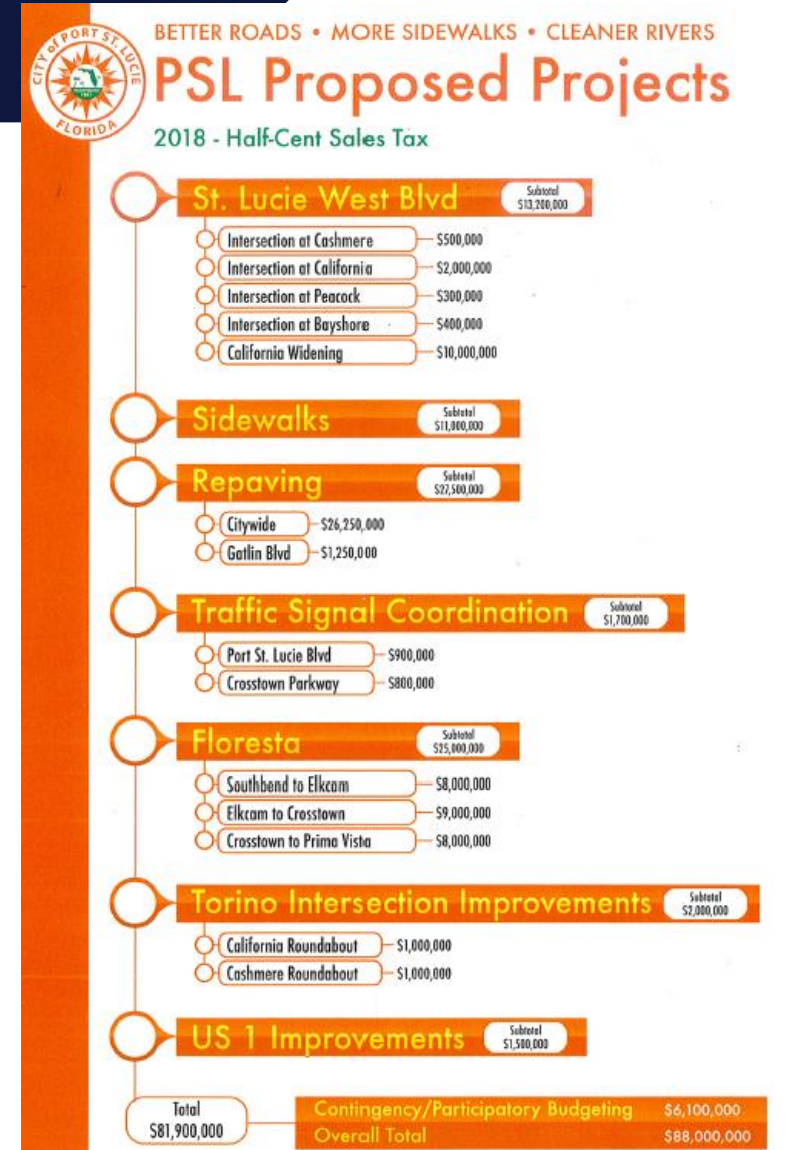


BETTER **ROADS**,  
MORE **SIDEWALKS**,  
AND **CLEANER RIVERS.**



# S.T.A.T. TEAM & OVERSIGHT COMMITTEE

- Sales Tax Action Team (S.T.A.T.) members meet every 2 weeks to review projects and discuss progress.
- Project team members meet every 2 weeks aside from STAT meetings to discuss project-specific issues.
- FY22 2<sup>nd</sup> Quarter Report was presented to and adopted by the Citizen Oversight Committee on April 15<sup>th</sup>, 2022.




# FLORESTA DRIVE PHASE 1



- Construction began on September 14, 2020.
- The contractor is currently working to complete medians & stamped concrete and irrigation & lighting.
- Periodic lane closures and side street closures are ongoing.
- Due to additional work, unforeseen utility lines, and weather and material delays, construction completion is now estimated in June 2022.

# FLORESTA DRIVE PHASE 1



Construction Pictures




# FLORESTA DRIVE PHASE 1



## Construction Pictures



# FLORESTA DRIVE PHASE 1



Construction Pictures



# FLORESTA DRIVE PHASE 1

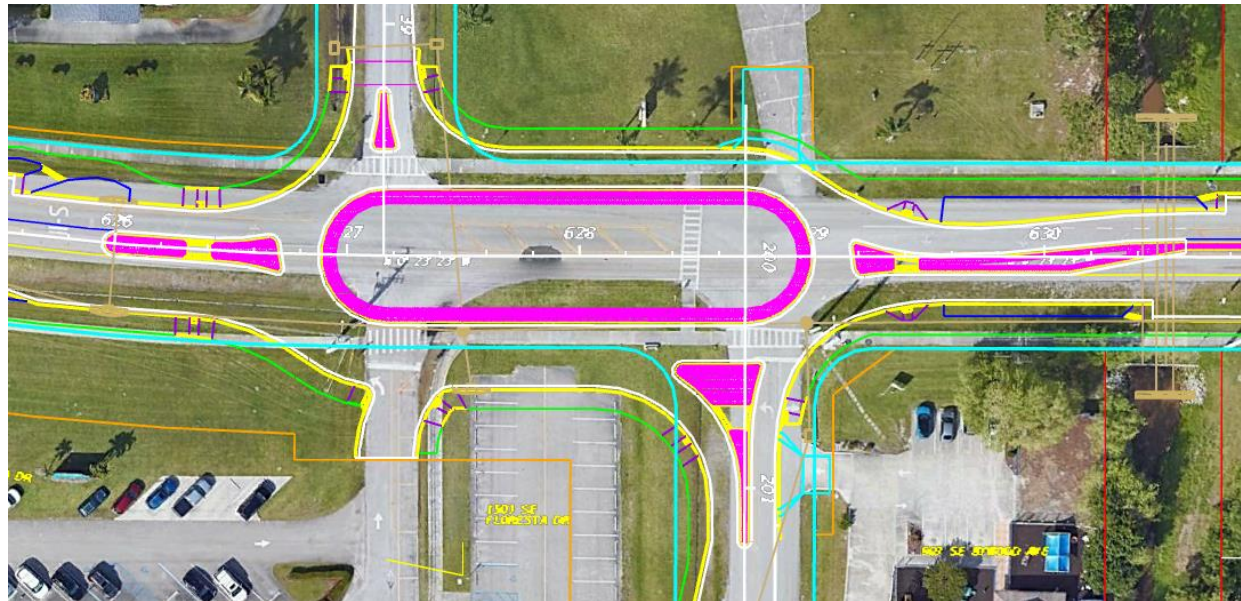


## Construction Pictures



# FLORESTA DRIVE PHASES 2 & 3

- Phases 2 and 3 have now been split into independent plan sets and Phase 2 plans are complete. Phase 2 construction is advertised with bids due May 13, 2022. (Now extended to May 27<sup>th</sup>)
- Phase 2 construction is anticipated to begin in early Summer of 2022 and is expected to take 2-years to complete.
- Construction of Phase 3 is anticipated to begin in the Summer of 2024.
- Based upon revised revenue projections and construction costs estimates, all approved Sales Tax funded projects will be completed.





# FLORESTA DRIVE PHASE 2



## Phase 2 Tentative Schedule

**Revised**

3/21 PMD completes Bid Package

3/28 PW completes review

4/1 Advertise on DemandStar

5/17 Open Bids

6/27 City Council Schedule PIM

8/1 NTP

**6/13**

**7/5**

8-2024 24-month

**7-2024**

construction

# SIDEWALKS



- Import Drive Phase 1: Construction of the Import Drive sidewalk from Oakwood Drive to Inca Terrace is also underway.



- Rosser Boulevard: Rosser Boulevard sidewalk from Open View Drive to Daemon Street is underway.



# SIDEWALKS



## Import Drive Sidewalk



# REPAVING



Crane Landing

## Project Progress:

Seventeen and three-tenths (17.3) miles are proposed to be repaved in FY 21/22 utilizing \$1,600,000 in Sales Tax funding. So far, 0.9 miles have been repaved in the Crane Landing and Northport Village neighborhoods in the 1<sup>st</sup> quarter. Sixteen and four-tenths (16.4) miles are remaining and will be repaved prior to September 30, 2022.



# TRAFFIC SIGNAL COORDINATION



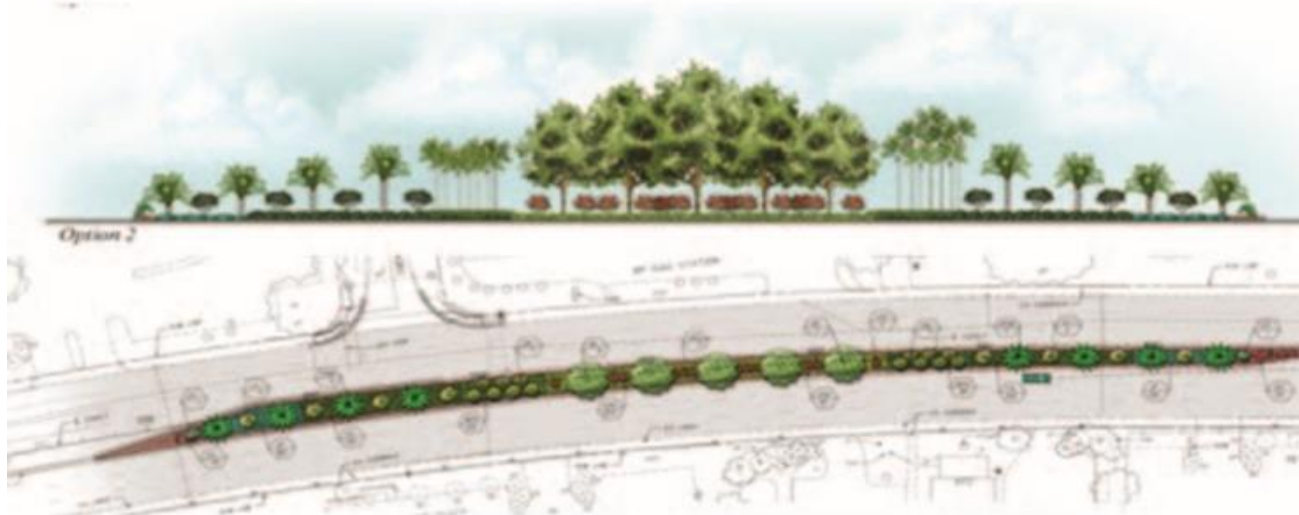
Crosstown Parkway – Completed in May 2020. Project was funded by savings from the Crosstown Parkway Extension project.

Port St. Lucie Blvd.

- This project is included in a bond issuance and will be funded with those proceeds in this FY.
- P.O. has been issued. Contractor is currently procuring all required materials.
- Project has been removed from the Sales Tax Projects List. It will be noted similarly to Crosstown Parkway on reports and updates. Anticipated savings to Sales Tax Budget of \$900,000 has been re-allocated to help cover other project cost increases with the remainder placed in the participatory/contingency balance.

# US 1 IMPROVEMENTS

- Funded the portion of landscaping within the US 1 and Crosstown Parkway Intersection Improvements as part of the Crosstown Parkway Extension project
- US 1 Landscaping and Irrigation Improvements are scheduled for installation after May 2022 following FDOT's Resurfacing, Restoration, and Rehabilitation (RRR) project.



# SLC PRIMA VISTA BLVD. IMPROVEMENTS



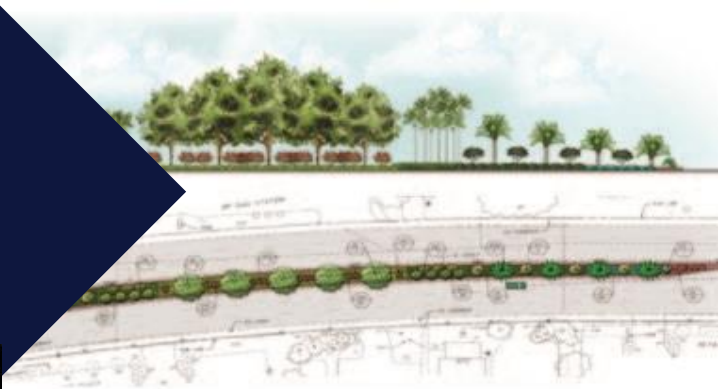
First Phase - Complete

Second Phase

- Access Management
- Construction is not programmed into the County's three-year schedule.



# IMPLEMENTATION SCHEDULE



Legend:	2019				2020				2021				2022				2023				2024				2025				2026				2027				2028				2029	
Contract, RFP or Bidding Cycle	1Q	2Q	3Q	4Q	1Q	2Q	3Q	4Q	1Q	2Q	3Q	4Q	1Q	3Q	4Q	1Q	2Q	3Q	4Q	1Q	2Q	3Q	4Q	1Q	2Q	3Q	4Q	1Q	2Q	3Q	4Q	1Q	2Q	3Q	4Q	1Q	2Q	3Q	4Q	1Q	2Q	
Planning & Design																																										
Construction																																										
Updated 04/11/2022																																										
Project																																										
St Lucie West Boulevard																																										
Cashmere Intersection - Design																																										
Cashmere Intersection - CEI																																										
Cashmere Intersection - Construction																																										
California Intersection - Design																																										
California Intersection - CEI																																										
California Intersection - Construction																																										
Peacock Intersection - Design																																										
Peacock Intersection - CEI																																										
Peacock Intersection - Construction																																										
Bayshore Intersection - Design																																										
Bayshore Intersection - CEI																																										
Bayshore Intersection - Construction																																										
California Widening - Design																																										
California Widening - CEI																																										
California Widening - Construction																																										
Sidewalks \$11,000,000																																										
Citywide																																										
South and Eastern Torino Loop																																										
Repaving																																										
Citywide																																										
Gatlin																																										
Floresta Drive																																										
Southbend to Elkcam - Design																																										
Southbend to Elkcam - CEI																																										
Southbend to Elkcam - Construction																																										
Elkcam to Crosstown - Design																																										
Elkcam to Crosstown - CEI																																										
Elkcam to Crosstown - Construction																																										
Crosstown to Prima Vista - Design																																										
Crosstown to Prima Vista - CEI																																										
Crosstown to Prima Vista - Construction																																										
Torino Blvd Intersection Improvements																																										
California Roundabout (RAB) - Design																																										
California RAB - CEI																																										
California RAB - Construction																																										
Cashmere Roundabout (RAB) - Design																																										
Cashmere RAB - CEI																																										
Cashmere RAB - Construction																																										
US 1 Beautification - Installation \$1,500,000																																										
Total Expenditures																																										

**WE ARE HERE**

Implementation Schedule  
is based upon calendar  
years and quarters.



# BUDGET & EXPENDITURES



OBJECT EXPENDITURES	TOTAL 10-YEAR ADVERTISED BUDGET	REVISED BUDGET	INVOICES TO DATE FY 21/22 ACTUAL	PRIOR FISCAL YEARS' EXPENDITURES	GRAND TOTAL SPENT/INVOICED TO DATE	REMAINING BUDGET
ST LUCIE WEST BOULEVARD	13,200,000	18,300,000	-	1,007,559	1,007,559	17,292,441
SIDEWALKS	11,000,000	11,000,000	596,677	2,402,151	2,998,828	8,001,172
REPAVING	27,500,000	27,500,000	150,976	1,825,365	1,976,341	25,523,659
TRAFFIC SIGNAL COORDINATION	1,700,000	-	-	-	-	-
FLORESTA DRIVE	25,000,000	46,000,000	3,289,503	9,290,575	12,580,078	33,419,922
TORINO INTERSECTION IMPROVEMENTS	2,000,000	2,000,000	-	2,036,753	2,036,753	-36,753
US 1 IMPROVEMENTS	1,500,000	1,500,000	-	-	-	1,500,000
MISCELLANEOUS	-	-	24,059	1,220,450	1,244,509	-1,244,509
INTEREST ON INTERNAL BORROWING	1,107,461	50,200	-	-	-	50,200
CONTINGENCY/ PARTICIPATORY BUDGETING	5,794,251	1,161,241	-	-	-	1,161,241
TOTAL EXPENDITURES	\$88,801,712	\$107,511,441	\$4,061,215	\$17,782,853	\$21,844,068	\$85,667,373

# REVENUE SUMMARY

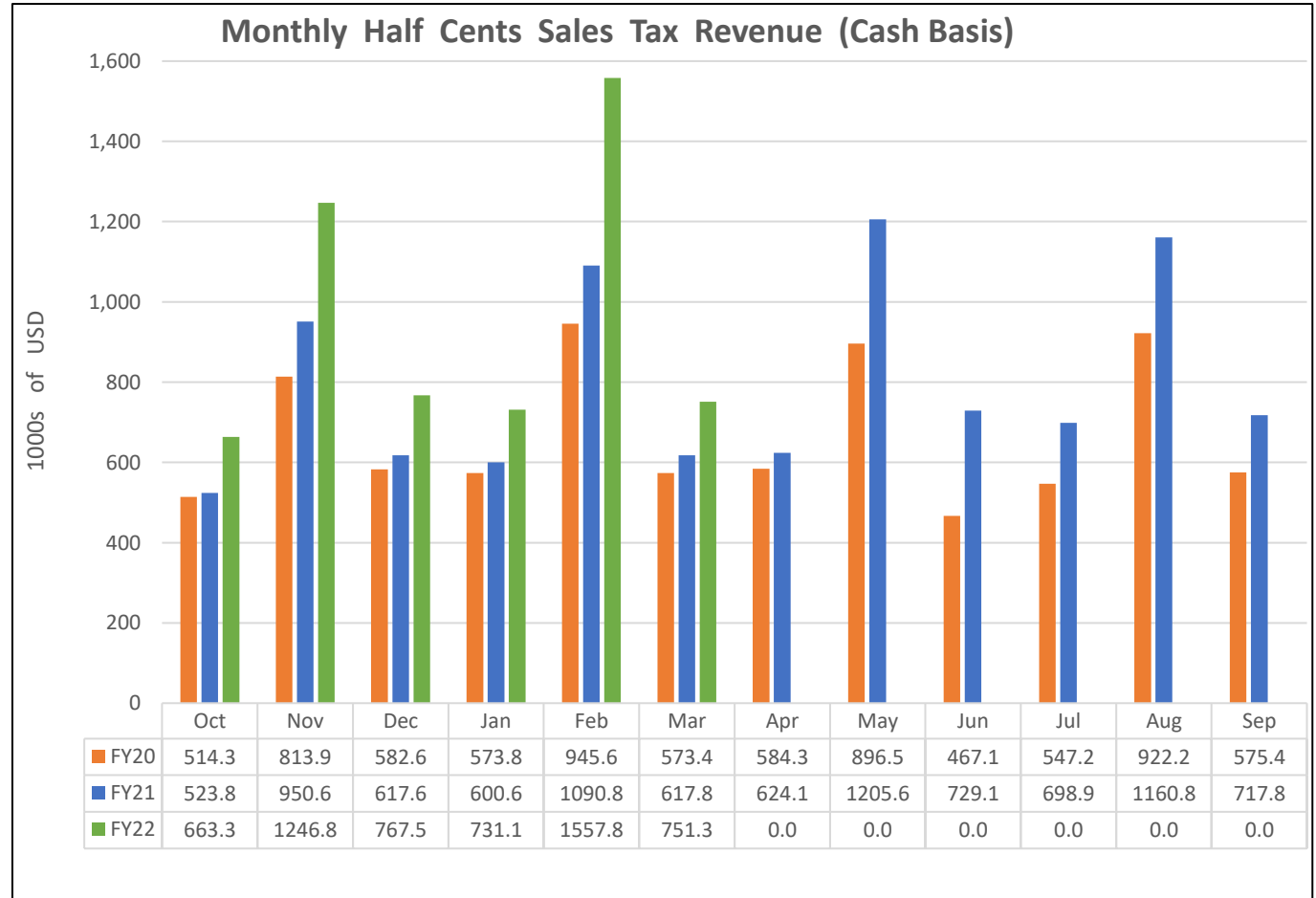


## Fiscal Years 20, 21, 22 Cash Accrual Summary

### Half Cent Sales Tax Cash Basis Method

Month	Budget FY22	FY22	Budget FY21	FY21	Budget FY20	FY20
Oct	669,567	663,327	646,900	523,799	625,000	514,285
Nov	669,567	1,246,788	646,900	950,609	625,000	813,910
Dec	669,567	767,514	646,900	617,559	625,000	582,579
Jan	669,567	731,067	646,900	600,591	625,000	573,795
Feb	669,567	1,557,834	646,900	1,090,816	625,000	945,638
Mar	720,094	751,319	669,567	617,829	646,900	573,428
Apr			669,567	624,121	646,900	584,344
May			669,567	1,205,555	646,900	896,463
Jun			669,567	729,095	646,900	467,145
Jul			669,567	698,922	646,900	547,184
Aug			669,567	1,160,837	646,900	922,203
Sep			669,567	717,817	646,900	575,398
<b>TOTAL</b>	<b>4,067,929</b>	<b>5,717,849</b>	<b>7,921,469</b>	<b>9,537,550</b>	<b>7,653,300</b>	<b>7,996,372</b>

### Monthly Half Cents Sales Tax Revenue (Cash Basis)



# FLORESTA DRIVE



## PROJECT STATUS: ON SCHEDULE

LOCATIONS	PERCENTAGE COMPLETE	START DATE	END DATE	ESTIMATED BUDGET	CONTRACT VALUE	COMMENTS
<b>Southbend to Elkcam (Phase 1)</b>		<b>05/2019</b>	<b>03/2022</b>	<b>\$8,000,000</b>		
• Design	100%	05/2019 <sup>2</sup>	12/2020	\$880,000	\$696,350 <sup>1</sup>	Design is complete.
• CEI*	90%	03/2020	03/2022	\$1,200,000	\$1,604,668 <sup>3</sup>	
• Construction	99%	09/2020	04/2022	\$5,920,000	\$11,692,510	Construction is ongoing.
<b>Elkcam to Crosstown (Phase 2)</b>		<b>01/2020</b>	<b>06/2024</b>	<b>\$9,000,000</b>		
• Design	100%	01/2020	01/2022	\$990,000	\$1,299,407 <sup>4</sup>	Design is complete.
• CEI*	2%	01/2022	06/2024	\$1,350,000		
• Construction	0%	05/2022	04/2024	\$6,660,000		Preparing RFB documents.
<b>Crosstown to Prima Vista (Phase 3)</b>		<b>01/2020</b>	<b>06/2026</b>	<b>\$8,000,000</b>		
• Design	98%	01/2020	03/2022	\$880,000	\$1,299,407 <sup>4</sup>	Design is nearing completion.
• CEI*	0%	04/2024	06/2026	\$1,200,000		
• Construction	0%	05/2024	04/2026	\$5,920,000		

\*CEI: Construction Engineering Inspection Services

<sup>1</sup>The total design cost funded by the ½ Cent Sales Tax is \$555,285 and \$141,065 to be paid by Utilities.

<sup>2</sup>Phase 2&3 Design Cost of \$2,100,000 includes \$130,000 to be paid by Utilities and \$355,673 to be paid by the county.

<sup>3</sup>Phase 1 CEI - Amendment #1 = \$22,715, Amendment #2 = \$386,534.

<sup>4</sup>Phase 1 Construction - Cost funded by the ½ Cent Sales Tax is \$9,911,248 and \$1,176,543 to be paid from Utilities.

<sup>5</sup>Phase 2 & 3 Amendment #6 = \$27,038 resolve potential conflicts with water and force mains

<sup>6</sup>Phase 2 & 3 Amendment #7 = \$74,503 additional pond design

### DOLLARS SPENT TOWARDS GOAL

**\$12,580,077.93**

### 10-YEAR GOAL

**\$25,000,000.00**



# FLORESTA DRIVE



## PROJECT STATUS: ON SCHEDULE

LOCATIONS	PERCENTAGE COMPLETE	START DATE	END DATE	ESTIMATED BUDGET	REVISED BUDGET	CONTRACT VALUE
<b>Southbend to Elkcam (Phase 1)</b>		<b>05/2019</b>	<b>03/2022</b>	<b>\$8,000,000</b>		
• Design	100%	05/2019 <sup>2</sup>	12/2020	\$880,000	\$880,000	\$696,350
• CEI*	90%	03/2020	03/2022	\$1,200,000	\$1,200,000	\$1,604,668
• Construction	99%	09/2020	04/2022	\$5,920,000	\$5,920,000	\$11,692,510
<b>Elkcam to Crosstown (Phase 2)</b>		<b>01/2020</b>	<b>06/2024</b>	<b>\$9,000,000</b>	<b>\$18,000,000</b>	
• Design	100%	01/2020	01/2022	\$990,000		\$1,299,407 <sup>1</sup>
• CEI*	2%	01/2022	06/2024	\$1,350,000		
• Construction	0%	05/2022	04/2024	\$6,660,000		
<b>Crosstown to Prima Vista (Phase 3)</b>		<b>01/2020</b>	<b>06/2026</b>	<b>\$8,000,000</b>	<b>\$20,000,000</b>	
• Design	98%	01/2020	03/2022	\$880,000		\$1,299,407 <sup>1</sup>
• CEI*	0%	04/2024	06/2026	\$1,200,000		
• Construction	0%	05/2024	04/2026	\$5,920,000		

\*CEI: Construction Engineering Inspection Services

<sup>1</sup>Phase 2 & 3 Amendment #7 = \$74,503 additional pond design

### DOLLARS SPENT TOWARDS GOAL

**\$12,580,077.93**

### 10-YEAR GOAL

**\$25,000,000.00**





# HALF-CENT SALES TAX FY22 2<sup>ND</sup> QUARTER UPDATE

QUESTIONS OR COMMENTS?



BETTER **ROADS**,  
MORE **SIDEWALKS**,  
AND **CLEANER RIVERS**.

