



HALF-CENT SALES TAX

FY25 2ND QUARTER UPDATE

CITIZEN OVERSIGHT COMMITTEE MEETING – APRIL 25, 2025

THANK YOU **VOTERS!**

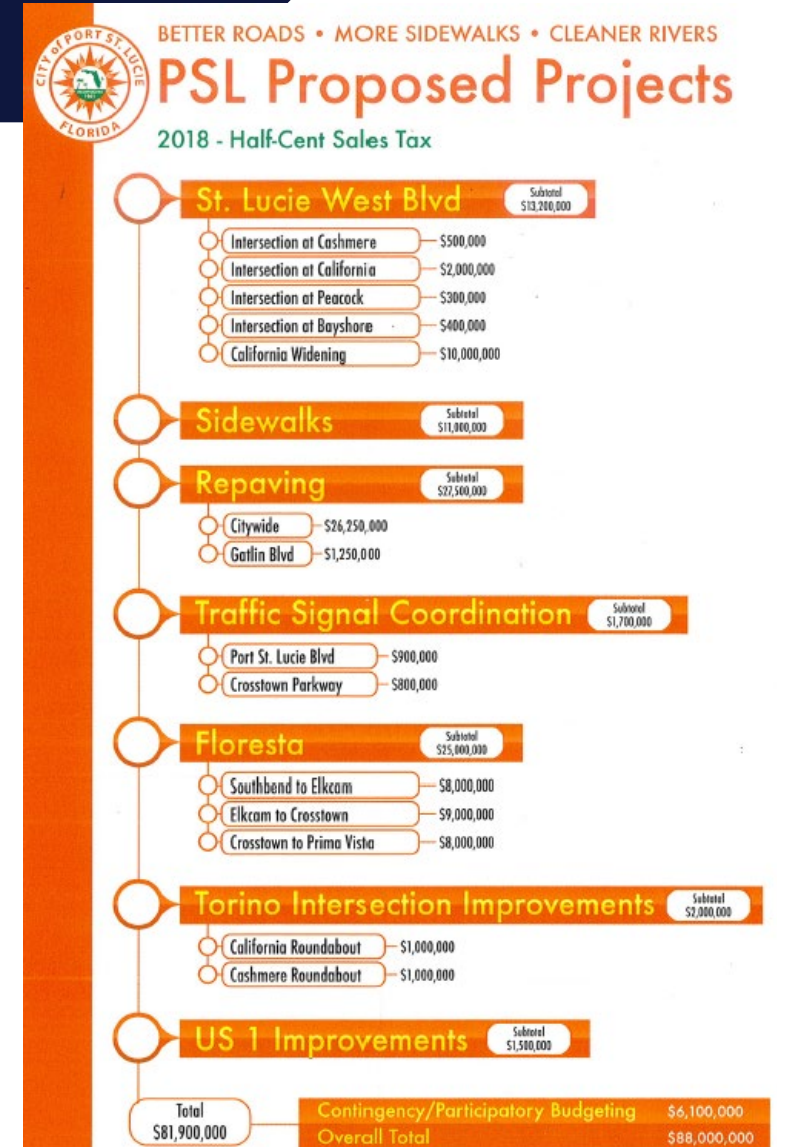


BETTER **ROADS**,
MORE **SIDEWALKS**,
AND **CLEANER RIVERS.**



S.T.A.T. TEAM & OVERSIGHT COMMITTEE

- Sales Tax Action Team (S.T.A.T.) members meet every month to review projects and discuss progress.
- Project team members meet every 2 weeks aside from STAT meetings to discuss project-specific issues.
- FY25 2nd Quarter Report is not currently on a Council Agenda for presentation.



FLORESTA DRIVE PHASE 1 COMPLETE



North of Thanksgiving



South of PSL Blvd

FLORESTA DRIVE PHASES 2 & 3

- Phase 2 construction began on September 26, 2022. The contractor completed project activities for Phase 2 with minor warranty work taking place.
- Construction of Phase 3 is underway. A Public Meeting will be held on March 10. Community Outreach for the project is taking place. The contractor is beginning with underground, utility, and drainage activities on Floresta Drive in the area between Fallon Drive and Cavern Avenue as well as clearing at Harborview Pond.
- Based upon revised revenue projections and construction cost estimates, it is currently estimated that all approved Sales Tax funded projects will be completed. This is subject to change as construction costs continue to rise.



Polynesian Ave Roundabout




Oval-about at Floresta Elementary

FLORESTA DRIVE PHASE 2



Final Roadway Configuration
Elkcam Bridge through Polynesian Ave



FLORESTA DRIVE PHASE 2



Polynesian North on Floresta

FLORESTA DRIVE PHASE 2



Thornhill Lake

FLORESTA DRIVE PHASE 2



Bywood & Floresta Elementary



Art for the oval-about scheduled to be installed in June 2025.

FLORESTA DRIVE PHASE 2



North end of the Project near Crosstown Parkway

FLORESTA DRIVE PHASE 3



Floresta Drive Phase 3 Activities

SIDEWALKS



Import Drive Phase 2:
Inca Terrace to Savage Blvd is complete



SIDEWALKS



Abingdon Sidewalk: Complete
From Import Drive to Savona Boulevard



REPAVING



Project Progress:

- The Sales Tax resurfacing goal for FY 24/25 is 18.75 miles.
- To date, 11.14 miles have been resurfaced.
 - 3.72 miles had been delayed from FY 23/24. These projects were in the Rosser Reserve East and West Neighborhoods.
 - 7.42 miles from FY 24/25 have been completed in the Rosser Reserve/Woodland Trails Neighborhoods representing both SW Savona Blvd. and SW Paar Dr. The remaining 11.33 miles are on schedule to be resurfaced by the end of 2026.

Rosser Reserve / Woodland Trails



TRAFFIC SIGNAL COORDINATION



Crosstown Parkway

- Completed in May 2020 and was funded with savings from the Crosstown Parkway Extension project.

Port St. Lucie Blvd. (Gatlin Boulevard to Gowin Drive)

- Completed in November 2022 and was funded by bond proceeds to expedite the project.
- Staff continue to monitor and make adjustments, as necessary.

US 1 IMPROVEMENTS

- The Project included landscape, irrigation, and hardscape improvements within the median of US1 from the Martin County line to the northern City limits (just north of SE Huffman Road).
- The Crosstown Parkway Extension project funded the portion of landscaping within the US 1 and Crosstown Parkway Intersection.
- Construction began in late March of 2023 and is now complete. The project included installing large and small plants and turf as well as irrigation in some areas and stamped color concrete.
- Project funded by Half-Cent Sales Tax and Mobility Fees.



SLC PRIMA VISTA BLVD. IMPROVEMENTS

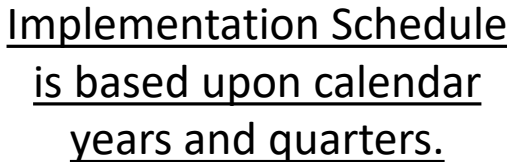


First Phase - Complete

Second Phase

- Access Management
- Construction is not currently programmed in the County's three-year adopted schedule. (UPDATE: Public Outreach & Design budgeted in FY24 & FY25. Potential Construction start in FY27 or FY28)





Implementation Schedule
is based upon calendar
years and quarters.

BUDGET & EXPENDITURES

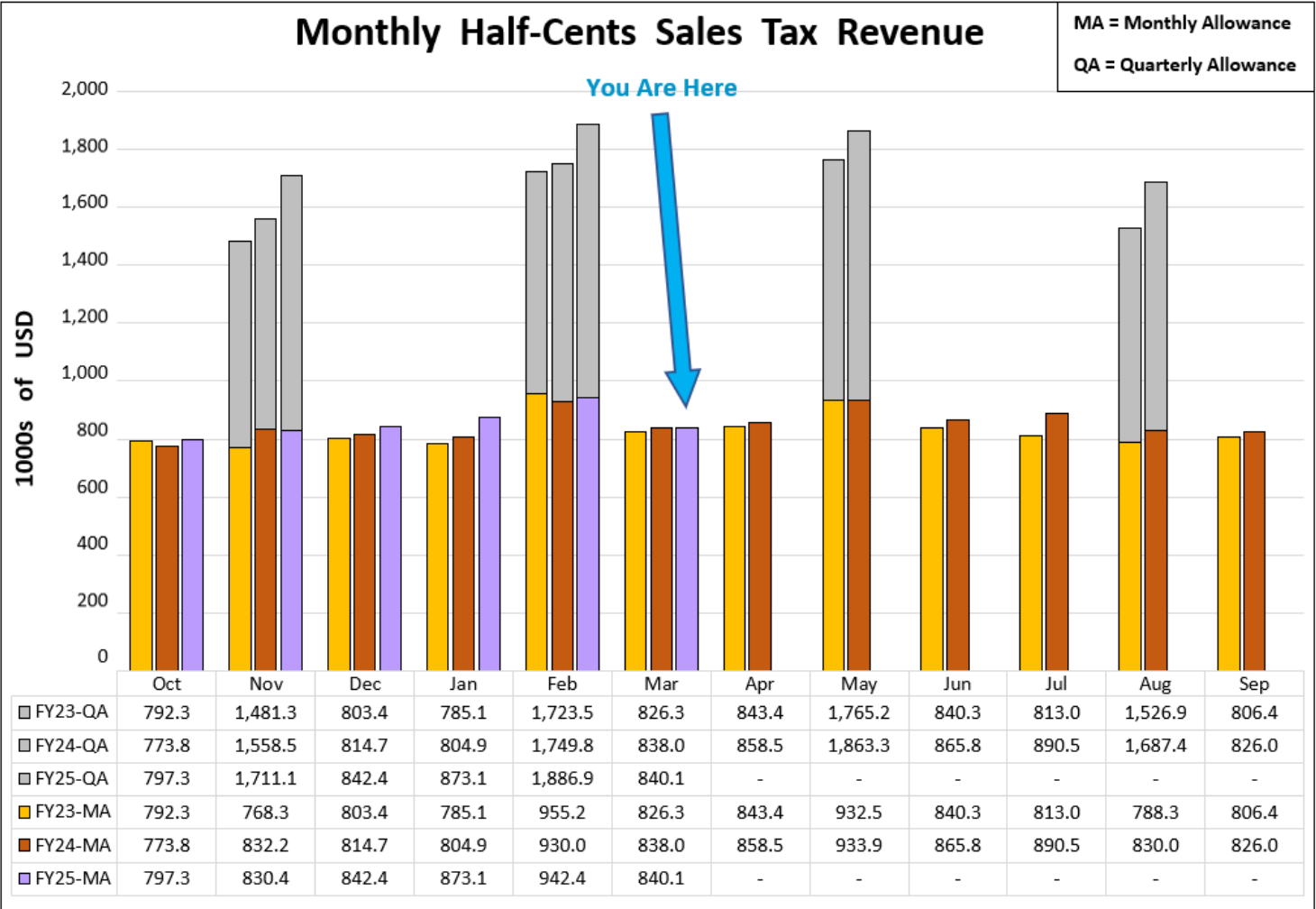
OBJECT EXPENDITURES	TOTAL 10-YEAR ADVERTISED BUDGET	REVISED BUDGET	INVOICES TO DATE FY 24/25 ACTUAL	PRIOR FISCAL YEARS' EXPENDITURES	GRAND TOTAL SPENT/INVOICED TO DATE	REMAINING BUDGET
ST LUCIE WEST BOULEVARD	13,200,000	18,300,000	-	1,032,035	1,032,035	17,267,965
SIDEWALKS	11,000,000	11,000,000	61,107	5,336,391	5,397,498	5,602,502
REPAVING	27,500,000	27,500,000	1,040,842	8,198,547	9,239,389	18,260,611
TRAFFIC SIGNAL COORDINATION	1,700,000	-	-	-	-	-
FLORESTA DRIVE	25,000,000	100,000,000	4,685,019	47,982,545	52,667,564	47,332,436
TORINO INTERSECTION IMPROVEMENTS	2,000,000	2,000,000	-	2,036,753	2,036,753	-36,753
US 1 IMPROVEMENTS	1,500,000	3,700,000	31,497	3,518,278	3,549,775	150,225
MISCELLANEOUS	-	-	503,826	1,519,469	2,023,298	-2,023,298
INTEREST ON INTERNAL BORROWING	1,107,461	-	-	-	-	-
CONTINGENCY/ PARTICIPATORY BUDGETING	6,694,251	3,516,739	-	-	-	3,516,739
TOTAL EXPENDITURES	\$89,701,712	\$166,016,739	\$6,322,294	\$69,624,018	\$75,946,312	\$90,070,427

MISCELLANEOUS EXPENSES



Description	Associated Project	\$
Signs/Bid etc.	All Projects	\$ 5,284.49
Permits/Legal/Professional/Traffic etc.	Torino Roundabouts	\$ 45,012.09
Property Appraisal & Property Purchase	SLW Intersections	\$ 477,720.29
Irrigation Repairs etc.	SLW Intersections	\$ 21,130.87
Striping / Professional Services	All Sidewalks	\$ 18,999.25
Property Fees/Appraisals/Professional Services etc.	Floresta PH 1	\$ 350,836.38
Property Purchases	Floresta PH 1	\$ 491,004.93
Property Fees/Appraisals/Professional Services etc.	Floresta PH 2	\$ 337,279.04
Property Purchases	Floresta PH 2	\$ 77,151.89
Property Fees/Appraisals/Professional Services etc.	Floresta PH 3	\$ 20,928.15
Property Purchases	Floresta PH 3	\$ 177,950.82
Total Miscellaneous Expenditures to Date		\$2,023,298.10

REVENUE SUMMARY



Mar 2025 (FY-25)	
Monthly Revenue	\$ 840,129
-10.86%	Decrease from Last Month
0.25%	Increase from Last Year
FY-25 Year-to-Date Total	\$ 6,951,085
6.29%	Increase from Last FY

Feb 2025 (FY-25)	
Monthly Revenue	\$ 942,447
7.94%	Increase from Last Month
1.33%	Increase from Last Year
Quarterly Revenue	\$ 944,477
7.24%	Increase from Last Quarter
15.21%	Increase from Last Year
Total Revenue	\$ 1,886,924
FY-25 Year-to-Date Total	\$ 6,110,956
7.18%	Increase from Last FY



HALF-CENT SALES TAX FY25 2ND QUARTER UPDATE

QUESTIONS OR COMMENTS?



BETTER **ROADS**,
MORE **SIDEWALKS**,
AND **CLEANER RIVERS**.

