




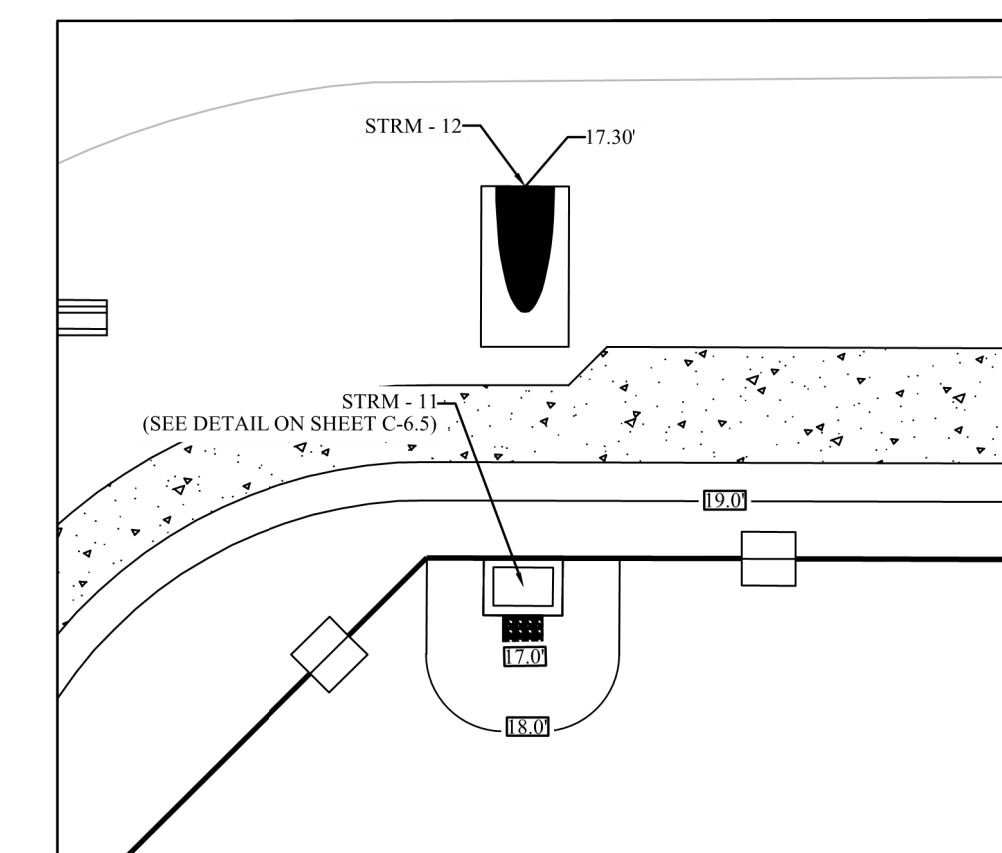
PROPOSED CONSTRUCTION LEGEND

1. PROPOSED FDOT TYPE D CURB (TYP)
2. PROPOSED FDOT TYPE D CURB - FLUSH W/ EOP
3. PROPOSED 3 FT KEYSTONE WALL OR APPROVED EQUAL (65 LF - SEE ARCHITECTURE PLANS FOR WALL DETAILS - SEPARATE PERMIT)
4. PROPOSED 1 FT KEYSTONE WALL OR APPROVED EQUAL (37 LF - SEE ARCHITECTURE PLANS FOR WALL DETAILS - SEPARATE PERMIT)
5. PROPOSED FDOT TYPE F CURB
6. PROPOSED CURB RAMP WITH DETECTABLE WARNING STRIP (FDOT INDEX 522-002)
7. PROPOSED 3.5 FT STEM WALL (CONSTRUCTED WITH DUMPSTER PAVEMENT AND ENCLOSURE - SEE ARCHITECTURE PLANS FOR DETAILS - SEPARATE PERMIT)
8. PROPOSED 8 FT PERIMETER WALL (SEPARATE PERMIT)
9. PROPOSED 5 FT CONCRETE SIDEWALK (SEE DETAIL ON SHEET C-6.6)
10. PROPOSED 6 FT CONCRETE SIDEWALK
11. PROPOSED PATIO AREA
12. PROPOSED WHEEL-STOP (TYP)
13. M.E. = MATCH EXISTING GRADE
14. PROPOSED COMMERCIAL GRADE OUTDOOR SLIP RESISTANT TILE TO BE SECURELY INSTALLED PER MANUFACTURE'S RECOMMENDATIONS ON PATIO CONCRETE PAVEMENT (FINAL PRODUCT & COLOR TO BE SELECTED BY OWNER). FINAL TILE ORIENTATION AND ARRANGEMENT TO BE APPROVED BY OWNER PRIOR TO INSTALLATION.
15. EXISTING 6 FT SIDEWALK
16. EXISTING FDOT TYPE F CURB
17. PROPOSED HAND RAIL
18. THE CITY OF PORT ST. LUCIE SURVEY CREW TO DETERMINE CULVERT SIZE AND MES, MATERIAL AND ELEVATION FOR DRIVEWAY CULVERTS LOCATED IN THE CITY'S RIGHT OF WAY.
19. PROPOSED FDOT DROP CURB
20. PROPOSED 4 FT CONCRETE SIDEWALK

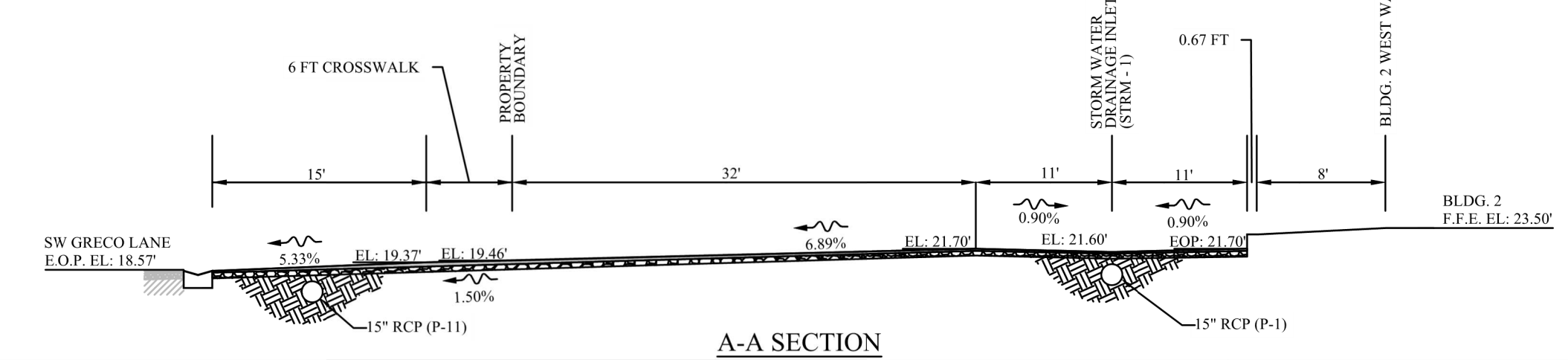
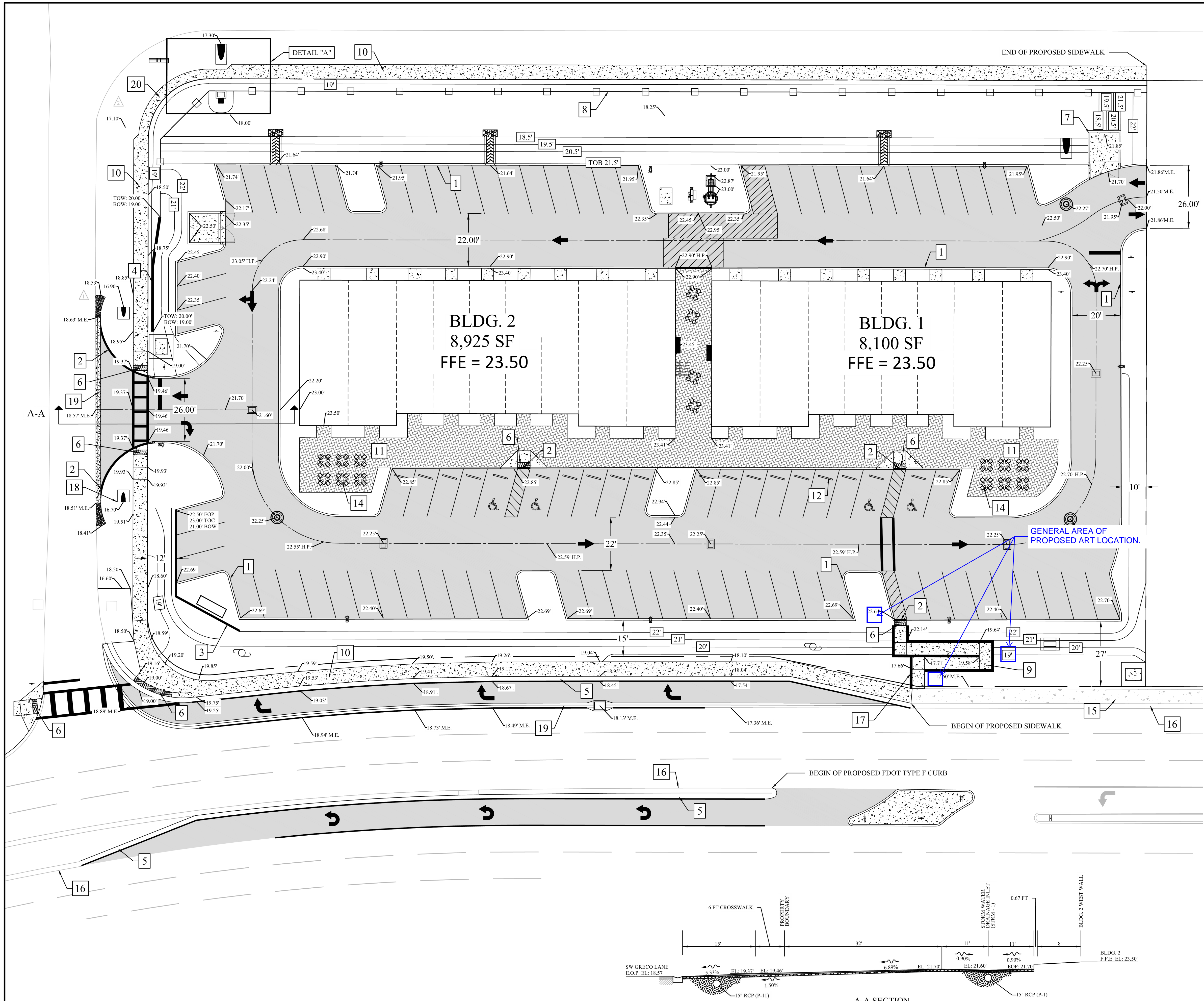
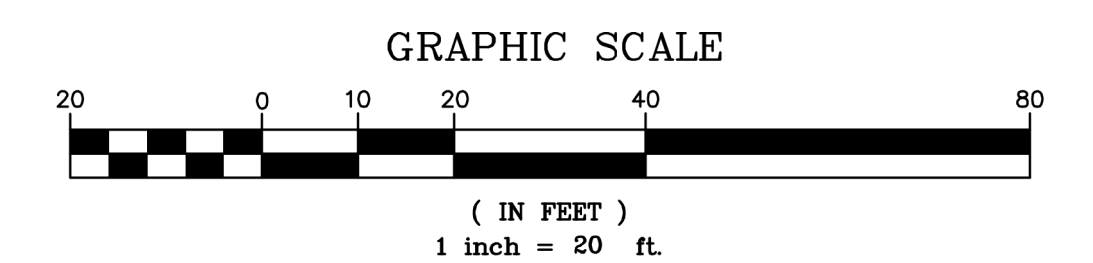
-  ASPHALTIC CONCRETE PAVEMENT (SEE DETAIL ON SHEET C-8.3)
-  CONCRETE PAVEMENT (SEE DETAIL ON SHEET C-8.3)
-  COMMERCIAL GRADE OUTDOOR SLIP RESISTANT TILE (PROVIDED BY THE OWNER)

NOTES:

1. ELEVATIONS SHOWN REFERENCE THE NORTH AMERICAN VERTICAL DATUM OF 1988 (NAVD 88)



DETAIL "A"



REVISIONS		REVISIONS			
DATE	BY	DESCRIPTION	DATE	BY	DESCRIPTION
01/09/2025	JAC	CHANGES DUE TO CITY COMMENTS			
03/13/2025	JAC	CHANGES DUE TO CITY COMMENTS			

STORYBOOK DEVELOPMENT SERVICES, LLC
 CERTIFICATE OF AUTHORIZATION NO. 33749
 JOSE A. CHAVES
 JOSE@STORYBOOKTEAM.COM
 321-246-8811

JOSE A. CHAVES STATE OF FLORIDA,
 PROFESSIONAL ENGINEER, LICENSE NO. 78518
 THIS ITEM HAS BEEN ELECTRONICALLY SIGNED AND SEALED BY
 JOSE CHAVES, PE ON THE DATE AND/OR TIME STAMP SHOWN
 USING A DIGITAL SIGNATURE.
 PRINTED COPIES OF THIS DOCUMENT ARE NOT CONSIDERED
 SIGNED AND SEALED AND THE SIGNATURE MUST BE VERIFIED ON
 ANY ELECTRONIC COPY.

**GRECO PARK
 DETAIL CONSTRUCTION PLAN
 GRADING**
 PORT ST. LUCIE, FLORIDA
 PREPARED BY: STORYBOOK DEVELOPMENT SERVICES, LLC

DATE: 05/06/2025
 PROJECT No.: P2022-021
 DRAWN BY: JAC
 CHECKED BY: JAC
 SCALE: 1" = 20'
 SHEET: C-6.2

PROJECT No.: P23-071
 LMD REZONE PROJ. No.: P22-337
 SEU PROJ. No.: P22-338
 PLSUSD PROJ. No.: 5292