

Port St. Lucie Stakeholder Survey: Community & Housing Needs

All Pages ▾

Q1

Please provide contact information for further feedback if needed (name, position, telephone and/or email)

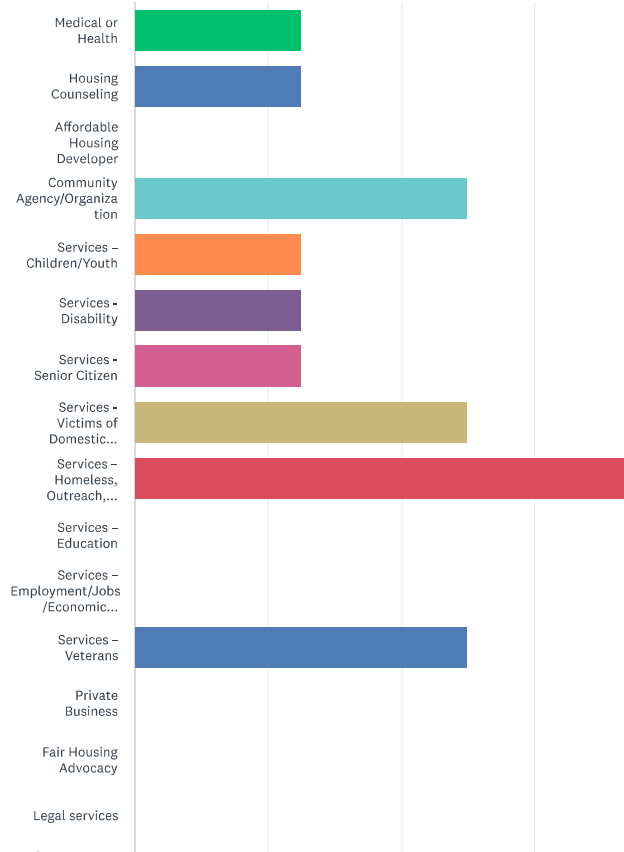
Answered: 8 Skipped: 0

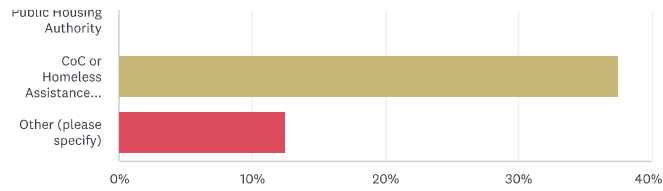
ANSWER CHOICES	RESPONSES	
Name	Responses	100.00% 8
Organization/Company	Responses	100.00% 8
Address	Responses	0.00% 0
Address 2	Responses	0.00% 0
City/Town	Responses	0.00% 0
State/Province	Responses	0.00% 0
ZIP/Postal Code	Responses	0.00% 0
Country	Responses	0.00% 0
Email Address	Responses	100.00% 8
Phone Number	Responses	87.50% 7

Q2

Organization Type

Answered: 8 Skipped: 0





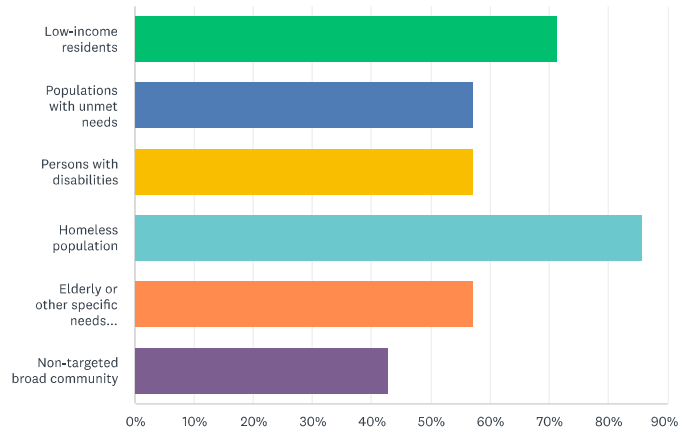
ANSWER CHOICES	RESPONSES	
Medical or Health	12.50%	1
Housing Counseling	12.50%	1
Affordable Housing Developer	0.00%	0
Community Agency/Organization	25.00%	2
Services - Children/Youth	12.50%	1
Services - Disability	12.50%	1
Services - Senior Citizen	12.50%	1
Services - Victims of Domestic Violence	25.00%	2
Services - Homeless, Outreach, Shelter	37.50%	3
Services - Education	0.00%	0
Services - Employment/Jobs/Economic Development	0.00%	0
Services - Veterans	25.00%	2
Private Business	0.00%	0
Fair Housing Advocacy	0.00%	0
Legal services	0.00%	0
Government - state/county/local	25.00%	2
Public Housing Authority	0.00%	0
CoC or Homeless Assistance Programs	37.50%	3
Other (please specify)	Responses 12.50%	1
Total Respondents: 8		

Q3



What population do you service? (please mark all that apply)

Answered: 7 Skipped: 1



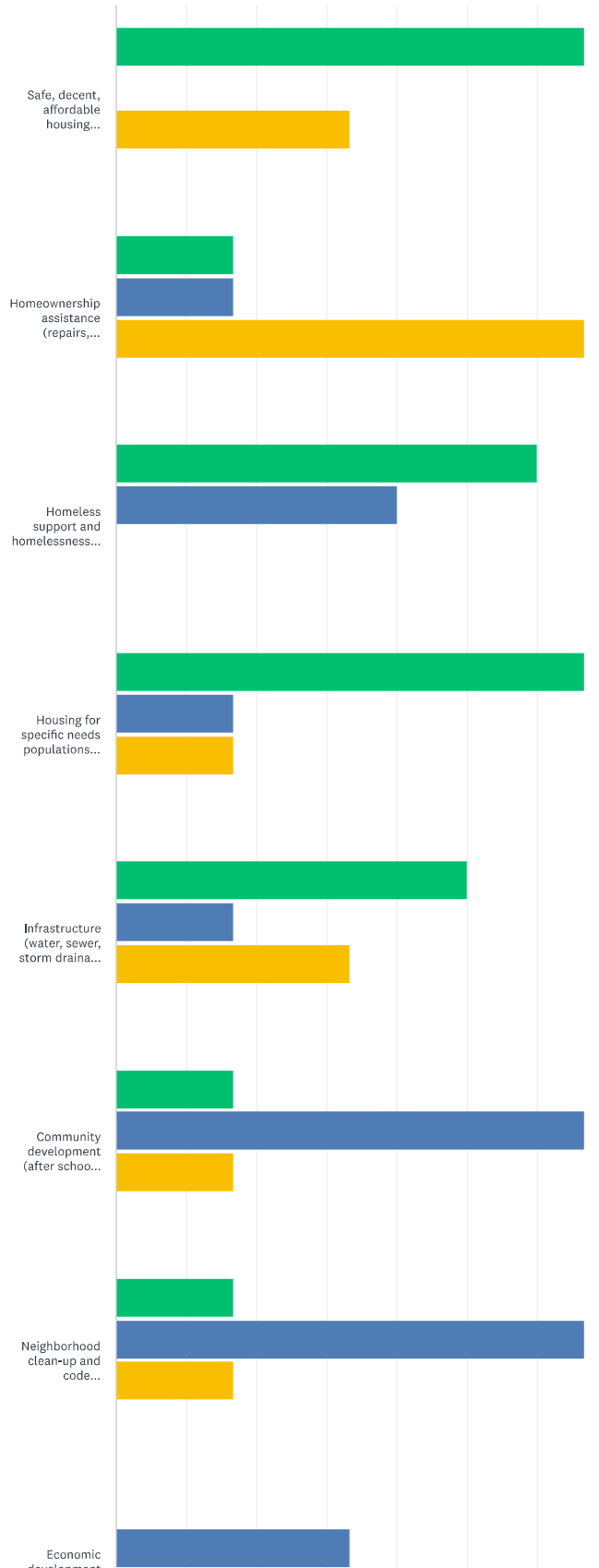
ANSWER CHOICES	RESPONSES	
Low-income residents	71.43%	5
Populations with unmet needs	57.14%	4
Persons with disabilities	57.14%	4
Homeless population	85.71%	6
Elderly or other specific needs population	57.14%	4
Non-targeted broad community	42.86%	3

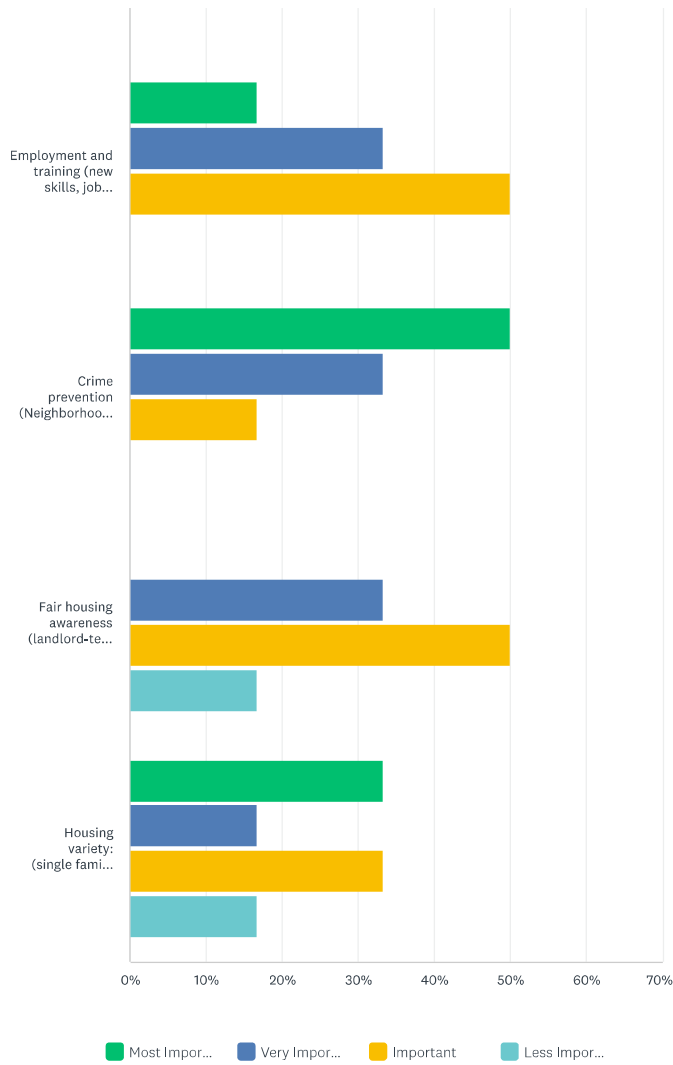
Q4



Please rate the importance of the following needs for the City of Port St. Lucie.

Answered: 6 Skipped: 2





	MOST IMPORTANT	VERY IMPORTANT	IMPORTANT	LESS IMPORTANT	TOTAL	WEIGHTED AVERAGE
Safe, decent, affordable housing (new/rehab, aging in place, energy and water efficiency, homebuyer assistance, budgeting, buying/selling, etc.)	66.67% 4	0.00% 0	33.33% 2	0.00% 0	6	1.67
Homeownership assistance (repairs, safety, utility efficiency, etc)	16.67% 1	16.67% 1	66.67% 4	0.00% 0	6	2.50
Homeless support and homelessness prevention (outreach, supportive services, counseling)	60.00% 3	40.00% 2	0.00% 0	0.00% 0	5	1.40
Housing for specific needs populations (elderly/disabled/Veterans/victims of domestic abuse)	66.67% 4	16.67% 1	16.67% 1	0.00% 0	6	1.50
Infrastructure (water, sewer, storm drainage, parks & trails, accessible sidewalks, street maintenance, land preservation/green spaces, etc.)	50.00% 3	16.67% 1	33.33% 2	0.00% 0	6	1.83
Community development (after school programs, community and rec centers, parks, etc.)	16.67% 1	66.67% 4	16.67% 1	0.00% 0	6	2.00
Neighborhood clean-up and code enforcement (demolition of unsafe structures, neighborhood revitalization, litter abatement, etc.)	16.67% 1	66.67% 4	16.67% 1	0.00% 0	6	2.00
Economic development (new retail centers, business creation, etc.)	0.00% 0	33.33% 2	66.67% 4	0.00% 0	6	2.67
Employment and training (new skills, job skills, technology, etc.)	16.67% 1	33.33% 2	50.00% 3	0.00% 0	6	2.33
Crime prevention (Neighborhood	50.00%	33.33%	16.67%	0.00%		

tenant mediation, home buying education, legal recourse, etc)	0	2	3	1	6	2.83
Housing variety: (single family, multi family, duplexes, etc)	33.33% 2	16.67% 1	33.33% 2	16.67% 1	6	2.33

Q5

Where are three areas in Port St. Lucie most affected by the issues listed in Question 4? (geographies of highest need for attention/investment)

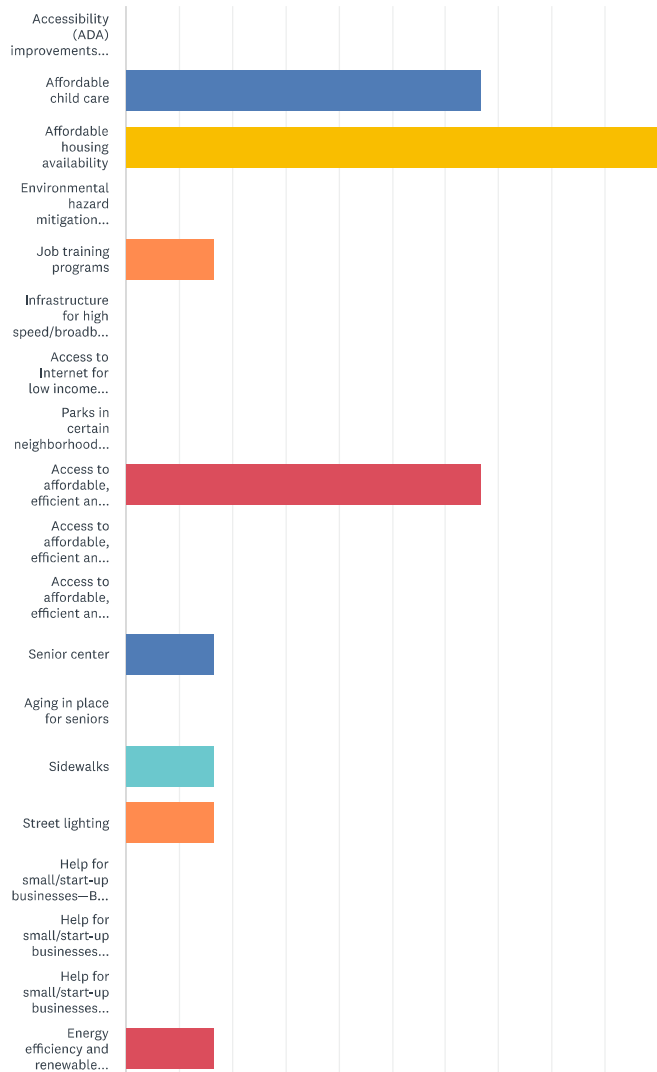
Answered: 5 Skipped: 3

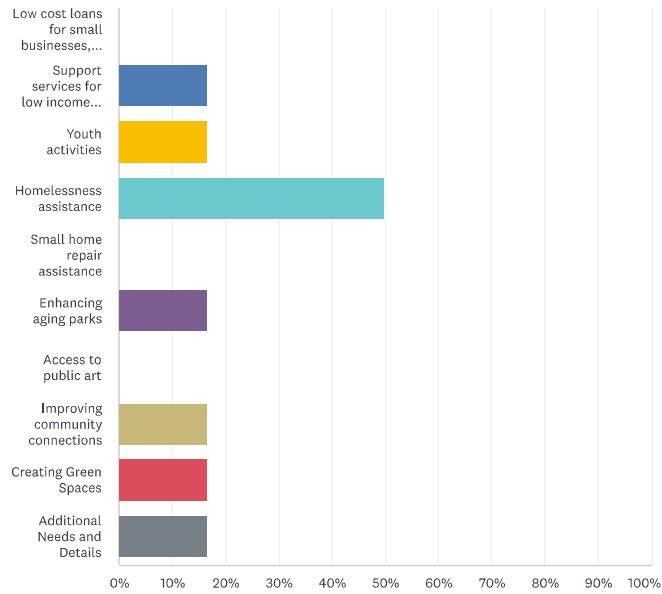
ANSWER CHOICES	RESPONSES	
Location and Issue	Responses	100.00% 5
Location and Issue	Responses	100.00% 5
Location and Issue	Responses	100.00% 5

Q6

As it relates to Low-to Moderate-income (LMI) households, what are the five (5) greatest unmet community development needs in Port St. Lucie? Choose only five.

Answered: 6 Skipped: 2





ANSWER CHOICES

RESPONSES

Accessibility (ADA) improvements to public buildings/community amenities (e.g., parks, trails)	0.00%	0
Affordable child care	66.67%	4
Affordable housing availability	100.00%	6
Environmental hazard mitigation (specify hazards)	0.00%	0
Job training programs	16.67%	1
Infrastructure for high speed/broadband Internet access	0.00%	0
Access to Internet for low income residents	0.00%	0
Parks in certain neighborhoods (specify below)	0.00%	0
Access to affordable, efficient and reliable public transportation for all main neighborhoods	66.67%	4
Access to affordable, efficient and reliable public transportation for persons with disabilities	0.00%	0
Access to affordable, efficient and reliable public transportation for seniors	0.00%	0
Senior center	16.67%	1
Aging in place for seniors	0.00%	0
Sidewalks	16.67%	1
Street lighting	16.67%	1
Help for small/start-up businesses—Business plan development, entrepreneurship training	0.00%	0
Help for small/start-up businesses —Business skills development (e.g., accounting, software training)	0.00%	0
Help for small/start-up businesses —Market research and competitive intelligence, and internet and social media strategy/search engine optimization	0.00%	0
Energy efficiency and renewable energy services	16.67%	1
Help for non-profits—Identifying loan/grant opportunities	16.67%	1
Low cost loans for small businesses, start-ups, and non-profits	0.00%	0
Support services for low income residents (specify below)	16.67%	1
Youth activities	16.67%	1
Homelessness assistance	50.00%	3
Small home repair assistance	0.00%	0
Enhancing aging parks	16.67%	1
Access to public art	0.00%	0
Improving community connections	16.67%	1
Creating Green Spaces	16.67%	1
Additional Needs and Details	16.67%	1

Total Respondents: 6

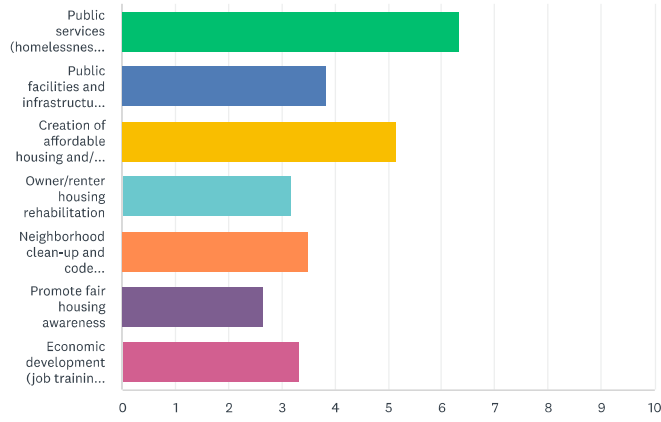
[Responses](#) 16.67% 1

Q7



Please rank the following priorities for funding from one (1) to seven (7) in order of importance to the city. Drag and Drop in priority order.(1 being the most

Answered: 6 Skipped: 2



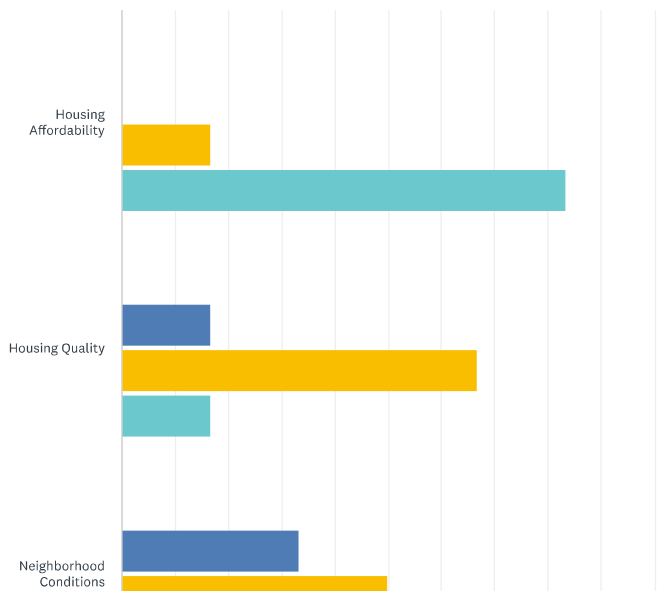
	1	2	3	4	5	6	7	TOTAL	SCORE
Public services (homelessness services, crime victim assistance, senior services, etc.)	50.00% 3	33.33% 2	16.67% 1	0.00% 0	0.00% 0	0.00% 0	0.00% 0	6	6.33
Public facilities and infrastructure improvements	33.33% 2	0.00% 0	0.00% 0	16.67% 1	16.67% 1	0.00% 0	33.33% 2	6	3.83
Creation of affordable housing and/or homebuyer assistance	16.67% 1	33.33% 2	16.67% 1	16.67% 1	16.67% 1	0.00% 0	0.00% 0	6	5.17
Owner/renter housing rehabilitation	0.00% 0	0.00% 0	16.67% 1	33.33% 2	0.00% 0	50.00% 3	0.00% 0	6	3.17
Neighborhood clean-up and code enforcement/removal of slum & blight	0.00% 0	16.67% 1	33.33% 2	0.00% 0	0.00% 0	33.33% 2	16.67% 1	6	3.50
Promote fair housing awareness	0.00% 0	0.00% 0	16.67% 1	16.67% 1	16.67% 1	16.67% 1	33.33% 2	6	2.67
Economic development (job training, assisting businesses, etc.)	0.00% 0	16.67% 1	0.00% 0	16.67% 1	50.00% 3	0.00% 0	16.67% 1	6	3.33

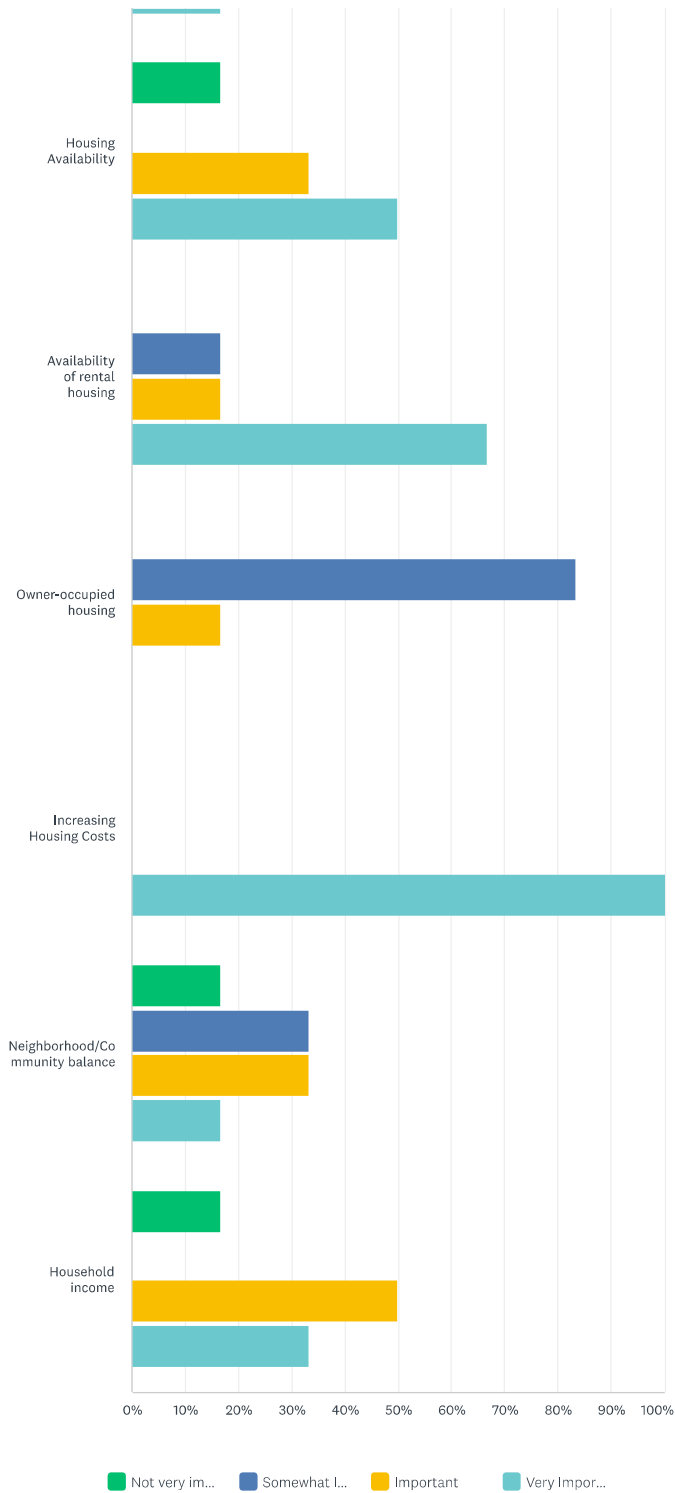
Q8



Considering current housing conditions of the population you serve, please rate the following issues in terms of their importance.

Answered: 6 Skipped: 2





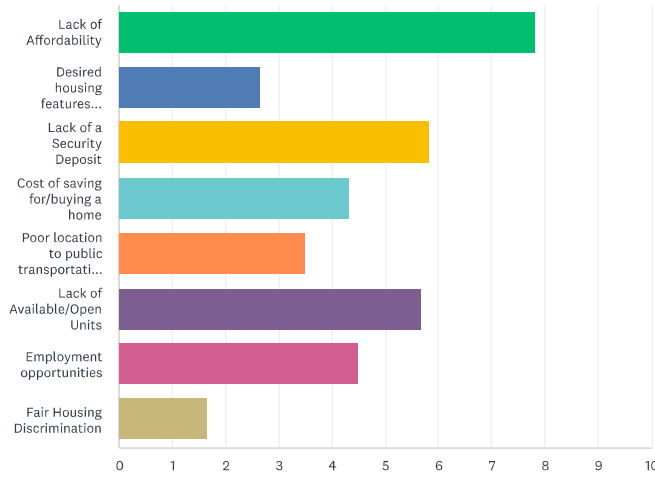
	NOT VERY IMPORTANT	SOMEWHAT IMPORTANT	IMPORTANT	VERY IMPORTANT	TOTAL	WEIGHTED AVERAGE
Housing Affordability	0.00% 0	0.00% 0	16.67% 1	83.33% 5	6	3.83
Housing Quality	0.00% 0	16.67% 1	66.67% 4	16.67% 1	6	3.00
Neighborhood Conditions	0.00% 0	33.33% 2	50.00% 3	16.67% 1	6	2.83
Housing Availability	16.67% 1	0.00% 0	33.33% 2	50.00% 3	6	3.17
Availability of rental housing	0.00% 0	16.67% 1	16.67% 1	66.67% 4	6	3.50
Owner-occupied housing	0.00% 0	83.33% 5	16.67% 1	0.00% 0	6	2.17
Increasing Housing Costs	0.00% 0	0.00% 0	0.00% 0	100.00% 6	6	6.00
Neighborhood/Community balance	16.67% 1	33.33% 2	33.33% 2	16.67% 1	6	3.00
Household income	0.00% 0	0.00% 0	50.00% 3	50.00% 3	6	3.00

balance	1	2	2	1	6	2.50
Household income	16.67%	0.00%	50.00%	33.33%	6	3.00
	1	0	3	2	6	

Q9

What barriers are potential or current renters encountering in the City of Port St. Lucie? Drag and drop in preferred order. Please rank highest (1) to lowest (8).

Answered: 6 Skipped: 2

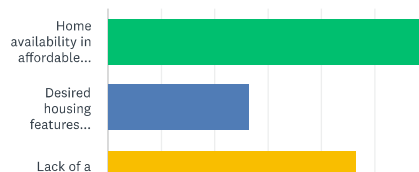


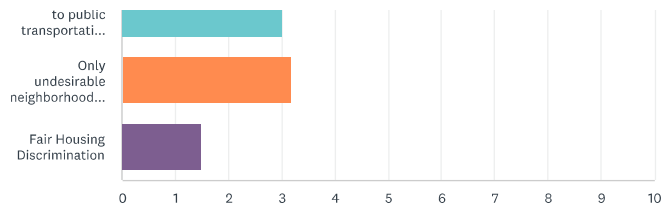
	1	2	3	4	5	6	7	8	TOTAL	SCORE
Lack of Affordability	83.33% 5	16.67% 1	0.00% 0	0.00% 0	0.00% 0	0.00% 0	0.00% 0	0.00% 0	6	7.83
Desired housing features unavailable	0.00% 0	0.00% 0	0.00% 0	0.00% 0	33.33% 2	16.67% 1	33.33% 2	16.67% 1	6	2.67
Lack of a Security Deposit	0.00% 0	50.00% 3	16.67% 1	16.67% 1	0.00% 0	16.67% 1	0.00% 0	0.00% 0	6	5.83
Cost of saving for/buying a home	16.67% 1	0.00% 0	33.33% 2	0.00% 0	0.00% 0	16.67% 1	16.67% 1	16.67% 1	6	4.33
Poor location to public transportation, services, and resource	0.00% 0	16.67% 1	0.00% 0	0.00% 0	33.33% 2	16.67% 1	16.67% 1	16.67% 1	6	3.50
Lack of Available/Open Units	0.00% 0	16.67% 1	50.00% 3	16.67% 1	16.67% 1	0.00% 0	0.00% 0	0.00% 0	6	5.67
Employment opportunities	0.00% 0	0.00% 0	0.00% 0	66.67% 4	16.67% 1	16.67% 1	0.00% 0	0.00% 0	6	4.50
Fair Housing Discrimination	0.00% 0	0.00% 0	0.00% 0	0.00% 0	0.00% 0	16.67% 1	33.33% 2	50.00% 3	6	1.67

Q10

What barriers are potential or current buyers encountering in the City of Port St. Lucie? Drag and drop in preferred order. Please rank highest (1) to lowest (6).

Answered: 6 Skipped: 2





	1	2	3	4	5	6	TOTAL	SCORE
Home availability in affordable price ranges	100.00% 6	0.00% 0	0.00% 0	0.00% 0	0.00% 0	0.00% 0	6	6.00
Desired housing features unavailable	0.00% 0	0.00% 0	33.33% 2	16.67% 1	33.33% 2	16.67% 1	6	2.67
Lack of a Downpayment	0.00% 0	83.33% 5	0.00% 0	16.67% 1	0.00% 0	0.00% 0	6	4.67
Poor location to public transportation, services, and resources	0.00% 0	16.67% 1	16.67% 1	33.33% 2	16.67% 1	16.67% 1	6	3.00
Only undesirable neighborhoods are affordable	0.00% 0	0.00% 0	50.00% 3	16.67% 1	33.33% 2	0.00% 0	6	3.17
Fair Housing Discrimination	0.00% 0	0.00% 0	0.00% 0	16.67% 1	16.67% 1	66.67% 4	6	1.50

Q11

What suggestions do you have for the City of Port St. Lucie to be able to increase the effectiveness of its Community Development Block Grant (CDBG) programs and/or housing programs to benefit low/moderate income residents?

Answered: 4 Skipped: 4

Establish a long term subsidy program to help residents obtain and retain housing long-term.

4/21/2026 02:28 PM

Availability of funds for individuals leaving shelter

4/1/2026 03:51 PM

Funding for programs that assist with financial resources to maintain and/or obtain safe housing.

3/31/2026 07:31 PM

I would be more than happy to sit on a committee to discuss this and other topics. I do have interaction with clients, but it was somewhat difficult to answer the questions on this survey when it relates to residents. I did the best I could.

3/30/2026 03:40 PM

Q12

Please share any other community or housing needs that your clientele face.

Answered: 3 Skipped: 5

Elderly clients on fixed income needing financial resources.

4/21/2026 02:28 PM

Domestic violence has directly impacted the housing stability of families and individuals in our community. Domestic violence contributes to financial hardships victims face after violence occurred and long-term effects influence the well-being of the individuals and families. Survivors have to make choices to keep themselves safe that can lead to homelessness, unemployment, and loss of their

3/30/2026 03:40 PM

Affordability and availability of affordable housing.

3/30/2026 03:40 PM

Powered by  SurveyMonkey

Check out our [sample surveys](#) and [create your own now!](#)