CITY OF PORT ST. LUCIE, FLORIDA

SW IMPORT DRIVE SIDEWALK DESIGN
CONTRACT PLANS - PHASE 1 & 2
Attachment A

LYING WITHIN
SECTIONS 2, 3 & 11, TOWNSHIP 37 S, RANGE 30 E
PORT ST. LUCIE, FLORIDA

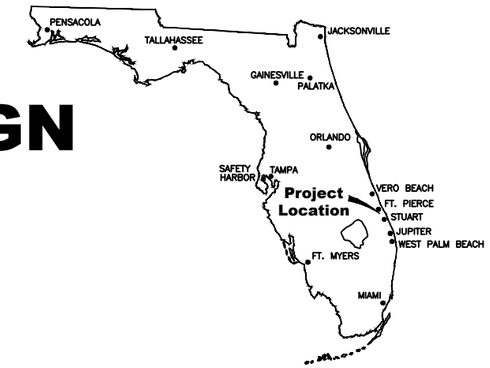

LOCATION MAP

PROJECT NO. 1813.19 IMPORT DRIVE SIDEWALK DESIGN

SHEET INDEX

NOTE: THESE PLANS ARE IN ENGLISH UNITS.

THESE PLANS HAVE BEEN PREPARED IN ACCORDANCE WITH THE STATE OF FLORIDA, DEPARTMENT OF TRANSPORTATION:

DESIGN STANDARDS DATED 2021.

STANDARD SPECIFICATIONS FOR ROAD AND BRIDGE CONSTRUCTION DATED JULY 2021.

THE MANUAL OF UNIFORM MINIMUM STANDARDS FOR DESIGN, CONSTRUCTION AND MAINTENANCE FOR STREETS AND HIGHWAYS (GREENBOOK) DATED 2018.

THE FEDERAL HIGHWAY ADMINISTRATION (FHWA) MANUAL ON UNIFORM TRAFFIC CONTROL DEVICES, 2009 EDITION. (MUTCD 2009)

VICINITY MAP

1" = 2000'

LENGTH OF SIDEWALK PROJECT = 10,960± LF
CITY OF PORT ST. LUCIE

CAPTEC Engineering, Inc.
Civil Engineering Professionals
Engineering Business
No. EB-0007657

OWNER

CITY OF PORT ST. LUCIE
FRANK KNOTT, PROJECT MANAGER
121 SW PORT ST LUCIE BLVD
PORT ST LUCIE, FL 34985
PHONE: (772) 344-4290

ENGINEER

JOSEPH W. CAPRA, P.E.
FLORIDA P.E. NO. 37638
CAPTEC ENGINEERING, INC.
301 N.W. FLAGLER AVENUE
STUART, FLORIDA 34994
PHONE: (772) 692-4344
EMAIL: CAPTECinfo@goCAPTEC.com

AFC PLANS
8/27/21

PROJECT NO. 1813.19 IMPORT DRIVE SIDEWALK DESIGN

IMPORT DRIVE SIDEWALK (PHASE 1)
FROM OAKWOOD DRIVE (STA 6+64.25) TO INCA TERRACE (STA 60+10.95)

ITEM NUMBER	DESCRIPTION	UNIT	QUANTITY
101-99	Mobilization, Incl. Survey Staking & Record Drawings	LS	1
102-1	Maintenance of Traffic / Parking / Detours	DA	365
104-10-3	Silt Fence	LF	450
107-2	Mowing	AC	2.05
110-1-1	Clearing and Grubbing/Demolition	AC	3.10
120-1	Regular Excavation	CY	730
120-6	Embankment	CY	450
430-175-215	Pipe Culvert, Optional Material, Elliptical 13"x17" CAP	LF	977
430-175-215	Pipe Culvert, Optional Material, Elliptical 12"x18" RCP	LF	116
430-982-699	Mitered End Section, All Types/Sizes	EA	8
514-72	Swale Liner	LF	4,505
518-900	Asphalt/Base, Utility Road Cut Pavement Restoration	SY	2,200
522-1	Concrete Sidewalk/Pads, 4" Thick	SY	2,960
522-2	Concrete Driveways/Sidewalk/Pads, 6" Thick	SY	2,100
527-2	Detectable Warnings	SF	800
570-1-2	Performance Turf, Sod	SY	10,450
700-1-50	Single Post Sign, New	EA	7
711-11-122	Thermoplastic, Standard Yellow, Solid 6"	LF	900
711-11-123	Thermoplastic, Standard White, Solid 12"	LF	970
711-11-125	Thermoplastic, Standard White, Solid 24"	LF	560
1080-21-500	Utility Fixture, Valve, Adjust	EA	18
1080-21-600	Utility Fixture, Water Meter Box, Adjust	EA	5
1090-12-900	Utility, Water Main (12") Vertical Deflection	LS	3

IMPORT DRIVE SIDEWALK (PHASE 2)
FROM INCA TERRACE (STA 60+10.95) TO SAVAGE BOULEVARD (STA 116+24.40)

ITEM NUMBER	DESCRIPTION	UNIT	QUANTITY
101-99	Mobilization, Incl. Survey Staking & Record Drawings	LS	1
102-1	Maintenance of Traffic / Parking / Detours	DA	365
104-10-3	Silt Fence	LF	450
107-2	Mowing	AC	2.05
110-1	Clearing and Grubbing/Demolition	AC	3.10
120-1	Regular Excavation	CY	620
120-6	Embankment	CY	400
430-175-215	Pipe Culvert, Optional Material, Elliptical ,13"x17" CAP	LF	257
430-175-215	Pipe Culvert, Optional Material, Elliptical ,12"x18" RCP	LF	268
430-175-218	Pipe Culvert, Optional Material, Elliptical ,14"x23" RCP	LF	50
430-175-230	Pipe Culvert, Optional Material, Elliptical ,24"x38" RCP	LF	98
430-982-699	Mitered End Section, All Types/Sizes	EA	18
430-536-202	Straight Concrete Headwall (38"x24" RCP) (Double)	EA	2
514-72	Swale Liner	LF	4,835
518-900	Asphalt/Base, Utility Road Cut Pavement Restoration	SY	2,200
522-1	Concrete Sidewalk/Pads, 4" Thick	SY	2,820
522-2	Concrete Driveways/Sidewalk/Pads, 6" Thick	SY	1,200
527-2	Detectable Warnings	SF	440
570-1-2	Performance Turf, Sod	SY	11,250
700-1-50	Single Post Sign, New	EA	12
711-11-122	Thermoplastic, Standard Yellow, Solid 6"	LF	900
711-11-123	Thermoplastic, Standard White, Solid 12"	LF	830
711-11-125	Thermoplastic, Standard White, Solid 24"	LF	480
1080-21-500	Utility Fixture, Valve, Adjust	EA	17
1080-21-600	Utility Fixture, Water Meter Box, Adjust	EA	5
1090-12-900	Utility, Water Main (12") Vertical Deflection	LS	4

PAY ITEM LIST (PHASE 1 & 2)

101-99 RECORD DRAWINGS AND ALL CERTIFICATION / CONVEYANCE DOCUMENTS MUST BE SUBMITTED PRIOR TO SCHEDULING A FINAL INSPECTION.

1. ALL RECORD DRAWINGS SHALL BE SUBMITTED IN CONFORMANCE WITH CITY OF PORT ST. LUCIE'S MINIMUM RECORD DRAWING STANDARDS.
2. ALL RECORD DRAWINGS SHALL BE SIGNED AND SEALED BY A PROFESSIONAL LAND SURVEYOR REGISTERED IN THE STATE OF FLORIDA AND CERTIFIED BY A PROFESSIONAL ENGINEER REGISTERED IN THE STATE OF FLORIDA.
3. A MINIMUM OF THREE (3) SETS OF COMPLETE RECORD DRAWINGS SHALL BE SUBMITTED IN CORRELATION WITH THE APPROVED CONSTRUCTION DRAWINGS.

102-1 PAY ITEMS INCLUDES ALL ITEMS FOR MAINTENANCE OF TRAFFIC WHICH ARE NOT INCLUDED FOR PAYMENT UNDER SEPARATE ITEMS. INCLUDES PEDESTRIAN MAINTENANCE OF TRAFFIC, MAINTENANCE OF PARKING, MAINTENANCE OF US MAIL BOXES AND ANY NECESSARY TEMPORARY TRAFFIC DETOURS. ALSO INCLUDES REMOVAL OF ALL EXISTING CONFLICTING PAVEMENT MARKINGS.

120-1 INCLUDES ALL EARTHWORK EXCAVATION & EMBANKMENT FOR ROADWAY; DRIVEWAY; DRAINAGE STRUCTURE; AND INCLUDES 40 LINEAR FEET OF ROOT BARRIER AND PLANTER ADJUSTMENT AT A CERTAIN LOCATION NEAR INCA TERRACE.

120-6 FINAL GRADING SHAPING AS NECESSARY FOR FINAL RESTORATION

430-175-215 PAY ITEM INCLUDES REPLACEMENT OF ALL PIPE END TREATMENTS CLASS I CONCRETE FOR DRIVEWAYS AND SELECT LOCATIONS THAT EXISTED PRIOR TO CONSTRUCTION. INCLUDES BACKFILL, COMPACTION, DISPOSAL OF SURPLUS MATERIAL, AND RESTORATION MATERIAL NECESSARY FOR A COMPLETE AND ACCEPTED INSTALLATION. REFERENCE CITY OF PORT ST. LUCIE CONSTRUCTION STANDARDS.

514-72 SHALL INCLUDE ALL ITEMS SHOWN ON THE PLASTIC SWALE LINER INSTALLATION DETAIL AND SAND LAYER WITH EXCEPTION OF SOD WHICH IS COVERED UNDER PAY ITEM 570-1-2.

522-2 PAY ITEM INCLUDES ADDITIONAL CONCRETE AND REINFORCING BARS FOR REDUCED COVER DRIVEWAY PIPE INSTALLATION AND SHALL INCLUDE THE CONCRETE FOR THE THICKENED DRIVEWAY FOOTER EDGE. ALL CONCRETE SHALL BE FDOT APPROVED CLASS NS CONCRETE. THIS PAY ITEM INCLUDES REMOVAL AND REPLACEMENT OF CERTAIN BRICK PAVER DRIVEWAYS.

527-2 DETECTABLE WARNING SURFACES SHALL BE CAST-IN-PLACE AND BRICK RED IN COLOR. INCLUDES ALL LABOR, SURFACE PREPARATION, MATERIALS AND INCIDENTALS NECESSARY TO COMPLETE THE WORK.

700-1-50 PROPOSED SIGN ASSEMBLIES AND POLES SHALL BE UPGRADED TO MEET CURRENT FDOT SPECIFICATIONS. INCLUDING STOP SIGN AND STREET NAME PLAQUES.

711-11-123 THRU 711-11-125 INCLUDES ALL CLEANING AND PREPARING OF SURFACES; FURNISHING OF ALL MATERIALS; APPLICATION; CURING AND PROTECTION OF ALL ITEMS; PROTECTION OF TRAFFIC; FURNISHING OF ALL TOOLS; MACHINES AND EQUIPMENT; AND 201 ALL INCIDENTALS NECESSARY TO COMPLETE THE WORK.

1080-21-500 THRU 1090-12-900 INCLUDES ALL WORK AND MATERIALS REQUIRED TO RELOCATE/ADJUST/BY-PASS/PRESSURE TEST AND DETOUR TRAFFIC. THE EXISTING FACILITY SHOULD BE SET TO MATCH THE PROPOSED GRADE AND SHALL COMPENSATE THE CONTRACTOR FOR ALL COORDINATION WITH EXISTING UTILITY PROVIDERS THROUGHOUT THE DURATION OF THE CONSTRUCTION CONTRACT.

301 NW Flagler Ave
Stuart, Florida 34994
Phone: (772) 692-4344
Fax: (772) 692-4341
CAPTEC Engineering, Inc.
Civil Engineering Professionals
Engineering Business No. EB-0007657

DATE: 8/27/21
DRAWN BY: JTC
DESIGNED BY: ADO
CHECKED BY: JWC
PROJECT No.: 1813.19
HORZ. SCALE: N/A
VERT. SCALE: N/A
CADD FILE: Cover

NO.	DATE	BY	REVISIONS
1	8/27/21	ADO	APPROVED FOR CONSTRUCTION

SCALE VERIFICATION
0 0.5
SOLID BAR IS EQUAL TO HALF AN INCH ON ORIGINAL DRAWING. ADJUST ALL SCALED DIMENSIONS ACCORDINGLY

S.W. IMPORT DRIVE SIDEWALK DESIGN
CITY OF PORT ST. LUCIE, FLORIDA

BID QUANTITIES

Joseph W. Capra
301 NW Flagler Ave.
Stuart, Florida 34994
P.E. No. 37638

Printed Date:

JOB No.: 1813.19
SHEET 2 OF 46

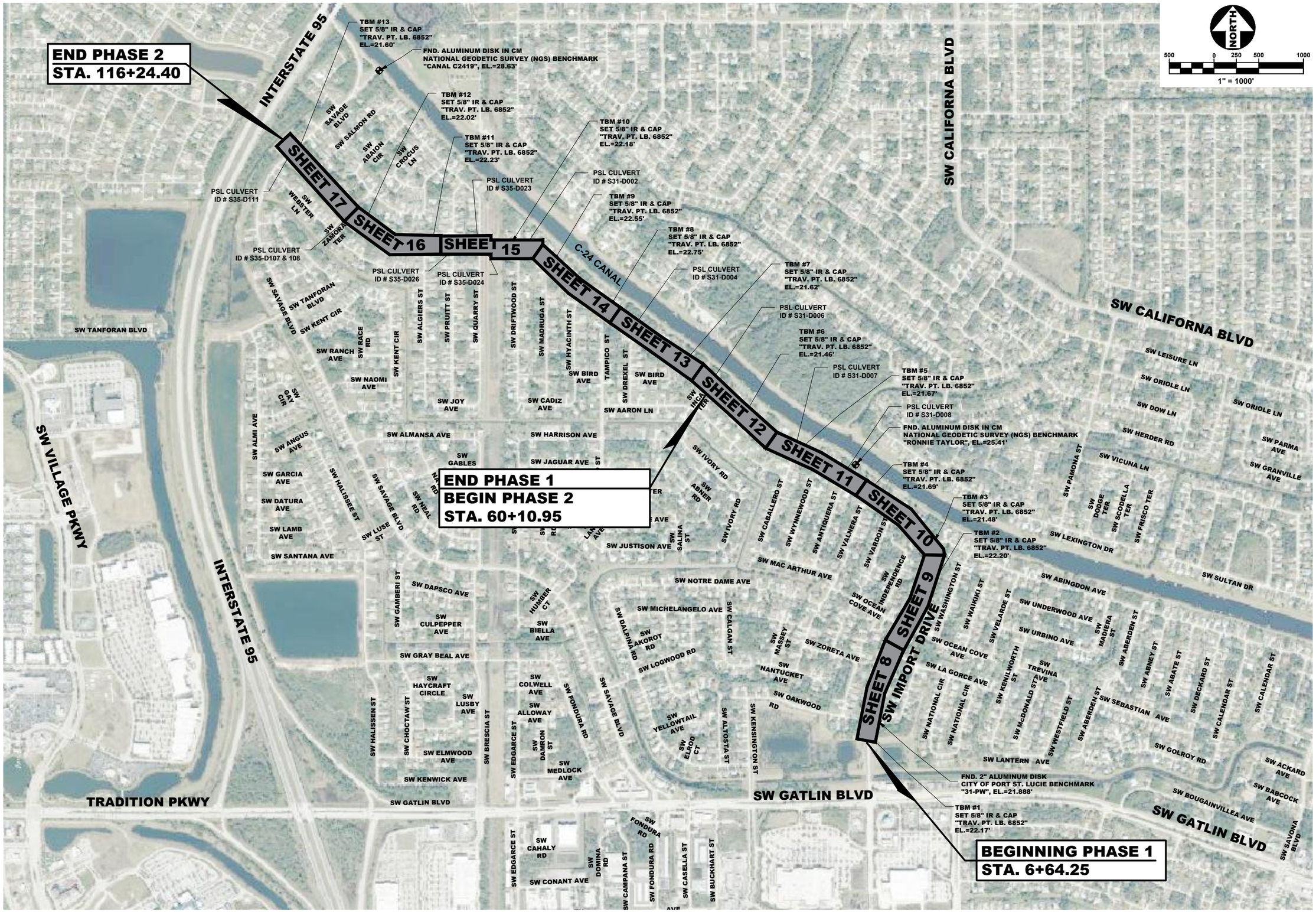

301 NW Flagle Ave
Stuart, FL 34994
Phone: (772) 692-4344
Fax: (772) 692-4341
CAPTEC Engineering, Inc.
Civil Engineering Professionals
Engineering Business No. EB-0007657

DATE:	8/27/21
DRAWN BY:	MDR
DESIGNED BY:	ADO
CHECKED BY:	JWC
PROJECT No.:	1813.19
HORZ. SCALE:	1" = 1000'
VERT. SCALE:	N/A
CADD FILE:	Layout

NO.	DATE	BY	REVISIONS
1	8/27/21	ADO	APPROVED FOR CONSTRUCTION

SCALE VERIFICATION
0 0.5
SOLID BAR IS EQUAL TO HALF AN INCH ON ORIGINAL DRAWING. ADJUST ALL SCALED DIMENSIONS ACCORDINGLY

S.W. IMPORT DRIVE SIDEWALK DESIGN

CITY OF PORT ST. LUCIE, FLORIDA

PROJECT LAYOUT PLAN

Joseph W. Capra
301 NW Flager Ave
Stuart, Florida 34994
P.E. No. 37638

Printed Date:

JOB No.: 1813.19
SHEET 3 OF 46

IMPORT DRIVE SIDEWALK PROJECT GENERAL NOTES

1. BENCHMARK ELEVATIONS SHOWN ON THE PLANS ARE NORTH AMERICAN VERTICAL DATUM OF 1988 (NAVD 1988).

2. ALL DRAINAGE INFRASTRUCTURE IS TO REMAIN UNLESS OTHERWISE NOTED.

3. ALL GRADES SHOWN ARE FINISHED GRADES, UNLESS OTHERWISE NOTED.

4. STATIONING AND OFFSETS REFER TO THE BASELINE OF CONSTRUCTION, UNLESS OTHERWISE NOTED.

5. EXISTING UTILITIES ARE TO REMAIN IN PLACE UNLESS OTHERWISE NOTED.

6. ANY PUBLIC LAND CORNER WITHIN THE LIMITS OF CONSTRUCTION IS TO BE PROTECTED. IF A CORNER MONUMENT IS IN DANGER OF BEING DESTROYED AND HAS NOT BEEN PROPERLY REFERENCED, THE ENGINEER SHOULD NOTIFY THE CITY SURVEYOR RICK COMPITELLO, WITHOUT DELAY, BY TELEPHONE (772) 871-5280.

7. EXISTING IMPACTED DRIVEWAYS WITHIN THE LIMITS OF THIS PROJECT ARE TO BE RESTORED TO THE CITY OF PORT ST. LUCIE (CITY OF PSL) STANDARDS AT THE SAME LOCATION AND WIDTH, UNLESS OTHERWISE SHOWN IN THE PLANS. RESIDENTIAL ACCESS MUST BE MAINTAINED AT ALL TIMES. LIMITS OF DRIVEWAY REMOVAL ARE TO BE DETERMINED BY THE PROJECT MANAGER AT THE TIME OF CONSTRUCTION. IN WHICH CASE, CONTRACTOR WILL NOTIFY HOMEOWNER 48 HOURS IN ADVANCE AND WILL COMPLETE DRIVEWAY RECONSTRUCTION WITHIN ONE WEEK OF THIS NOTIFICATION.

8. NO CONSTRUCTION SHALL COMMENCE UNTIL ALL REQUIRED PERMITS AND APPROVALS HAVE BEEN SECURED AND THE CONTRACTOR IS ISSUED A "NOTICE TO PROCEED".

9. DURING CONSTRUCTION, SHOULD ANY DRAINAGE STRUCTURES (INCLUDING PIPES) BE FOUND THAT ARE NOT SHOWN ON THE PLANS, NOTIFY THE ENGINEER IMMEDIATELY.

10. IN REFERENCE TO EXISTING UTILITIES AND UTILITY ADJUSTMENTS:

A. THE LOCATION OF UTILITIES SHOWN ON THE PLANS ARE APPROXIMATE ONLY. THE EXACT HORIZONTAL AND VERTICAL LOCATIONS SHALL BE DETERMINED BY THE CONTRACTOR PRIOR TO CONSTRUCTION. IN ADDITION, THE CONTRACTOR SHALL BE RESPONSIBLE TO VERIFY IF "OTHER" UTILITIES (NOT SHOWN ON THE PLANS) EXIST WITHIN THE AREA OF CONSTRUCTION. SHOULD THERE BE UTILITY CONFLICTS, THE CONTRACTOR SHALL INFORM THE ENGINEER AND NOTIFY THE RESPECTIVE UTILITY OWNER(S) TO RESOLVE UTILITY CONFLICTS AND UTILITY ADJUSTMENTS AS REQUIRED.

B. WATER AND SANITARY SEWER UTILITY WORK SHALL BE IN CONFORMANCE WITH ALL WATER AND SANITARY SEWER UTILITY WORK SHALL BE IN CONFORMANCE WITH ALL CODES, STANDARDS, AND ORDINANCES CURRENTLY ADOPTED BY THE STATE OF FLORIDA D.E.P. AND PORT ST. LUCIE UTILITY SYSTEMS DEPARTMENT (PSLUSD).

11. THE CONTRACTOR SHALL NOTIFY UTILITY OWNERS THROUGH SUNSHINE STATE ONE CALL OF FLORIDA (1-800-432-4770) AND UTILITY OWNERS LISTED BELOW IN TWO BUSINESS DAYS (OR 10 DAYS IF ON THE JOB SITE).

COMPANY	CONTACT	TEL. NO.
AT&T	LUKE FOLKERTS	(407) 496-6041
COMCAST CABLE	ANTHONY SPRINGSTEEL	(561) 804-0973
FLORIDA CITY GAS	RON MULLER	(772) 337-7011
FLORIDA POWER & LIGHT. CO.	ROB MORRIS	(772) 223-4215
PSL PUBLIC WORKS DEPT.	FRANK KNOTT, PM	(772) 380-6022
PSL UTILITY SYSTEMS DEPT.	LANEY SOUTHERLY, PE	(772) 873-6442

12. IF DEWATERING PERMIT IS REQUIRED FOR THIS PROJECT, THE CONTRACTOR WILL BE REQUIRED TO OBTAIN A DEWATERING PERMIT OR WATER USE PERMIT AND ALLOW TIME FOR THE SOUTH FLORIDA WATER MANAGEMENT DISTRICT AND/OR FDEP TO REVIEW AND APPROVE THE PERMIT PRIOR TO THE CONSTRUCTION START DATE.

13. WORK HOURS ARE FROM 7:00 AM TO DUSK, MONDAY-FRIDAY. WORK WILL NOT BE ALLOWED ON WEEKENDS OR HOLIDAYS OBSERVED BY THE CITY OF PORT ST. LUCIE UNLESS WRITTEN APPROVAL IS OBTAINED FROM THE CITY. THE CONTRACTOR MUST RECEIVE WRITTEN PERMISSION FROM THE CITY AND PROVIDE AN APPROVED MOT PLAN BEFORE ANY LANE CLOSURES OCCUR.

14. THE CONTRACTOR SHALL COORDINATE SELECTION AND REVIEW OF ANY PROPOSED STAGING AREAS ASSOCIATED WITH THIS PROJECT WITH FRANK KNOTT , PM.

15. EXISTING LANDSCAPE IMPROVEMENT THAT ARE IN CONFLICT WITH THE PROPOSED IMPROVEMENTS ARE TO BE RELOCATED PER THE DIRECTION OF THE PROJECT MANAGER. VACANT LOTS WITH VEGETATION SUCH AS INVASIVE PLANTS AND EXOTICS SHALL BE CLEARED IN THE LOCATION IN CONFLICT WITH THE PROPOSED SIDEWALK AND SWALE-LINER INSTALLATION.

16. LANE CLOSURES SHALL BE COORDINATED WITH ST. LUCIE COUNTY SCHOOL BOARD, ST.LUCIE COUNTY FIRE RESCUE AND THE CITY OF PORT ST. LUCIE AT LEAST 48 HOURS IN ADVANCE.

17. FINAL ADJUSTMENT OF ANY STORM STRUCTURE TOPS SHALL BE THE RESPONSIBILITY OF THE CONTRACTOR. DRAINAGE STRUCTURES SHALL BE PROVIDED IN 2 PARTS.

18. ANY KNOWN OR SUSPECT HAZARDOUS MATERIAL FOUND ON THE PROJECT BY THE CONTRACTOR SHALL BE IMMEDIATELY REPORTED TO THE PROJECT MANAGER, WHO SHALL DIRECT THE CONTRACTOR TO PROTECT THE AREA OF KNOWN OR SUSPECT HAZARDOUS MATERIAL FROM FURTHER ACCESS. THE PROJECT ENGINEER IS TO NOTIFY THE PROPER REGULATORY AUTHORITY OF THE DISCOVERY. THE PROPER REGULATORY AUTHORITY WILL ADVISE/DIRECT THE PROJECT ENGINEER IN THE INVESTIGATION, IDENTIFICATION AND/OR REMOVAL/REMEDIATION OF THE MATERIAL IN QUESTION AS NEEDED. THE CONTRACTOR SHALL NOT RETURN TO THE AREA OF SUSPECTED CONTAMINATION UNTIL APPROVAL IS PROVIDED BY THE PROJECT MANAGER.

19. THE CONTRACTOR SHALL NOT BRING ANY HAZARDOUS MATERIALS ONTO THE PROJECT. SHOULD THE CONTRACTOR REQUIRE SUCH FOR PERFORMING THE CONTRACTED WORK, THE CONTRACTOR SHALL REQUEST, IN WRITING, WRITTEN PERMISSION FROM THE PROJECT MANAGER IN ACCORDANCE WITH THE MATERIAL SAFETY DATA SHEET (MSDS) FOR EACH HAZARDOUS MATERIAL PROPOSED FOR USE.

20. EXISTING MAILBOXES SHALL BE MAINTAINED AT ALL TIMES. CONTRACTOR IS RESPONSIBLE FOR REPLACING DAMAGED MAILBOXES WITH LIKE KIND AT NO ADDITIONAL COST.

21. ALL WORK ASSOCIATED WITH THIS PROJECT IS TO BE PERFORMED WITHIN THE RIGHT-OF-WAY LIMITS AS DEPICTED ON THE PLAN SHEETS.

22. ALL CONCRETE SIDEWALK JOINTS SHALL BE TOOLED WITHOUT EXPANSION JOINTS.

23. ALL WORK, CONCRETE AND MATERIALS SHALL COMPLY WITH THE LATEST EDITION, INCLUDING ALL REVISIONS, OF THE FOLLOWING STANDARDS AND PUBLICATIONS: -AMERICAN ASSOCIATION OF STATE HIGHWAY AND TRANSPORTATION OFFICIALS (AASHTO) -AMERICAN CONCRETE INSTITUTE (ACI) -AMERICAN SOCIETY FOR TESTING MATERIAL (ASTM) -AMERICANS WITH DISABILITIES ACT ACCESSIBILITY GUIDELINES (ADAAG) -FDOT ROADWAY AND TRAFFIC DESIGN STANDARDS -FDOT STANDARD SPECIFICATIONS FOR ROAD AND BRIDGE CONSTRUCTION -FDOT STRUCTURES STANDARD INDEX.

24. ALL DISTURBED AREAS SHALL BE REPAIRED TO EXISTING CONDITIONS OR BETTER. THE CONTRACTOR SHALL ONLY BE ENTITLED FOR PAYMENT OF AUTHORIZED AREAS WITHIN THE PROJECT WORK LIMITS. THE PROJECT WORK LIMITS SHALL BE ESTABLISHED BY THE CITY OF PORT ST. LUCIE PRIOR TO CONSTRUCTION. THE CONTRACTOR SHALL MAKE EVERY EFFORT TO MINIMIZE UNNECESSARY DAMAGE. ALL DAMAGED AREAS OUTSIDE THE PROJECT WORK LIMITS MUST BE REPAIRED TO EXISTING CONDITIONS OR BETTER, AT THE COST OF THE CONTRACTOR, PRIOR TO FINAL PAYMENT.

25. ALL SOD SHALL HAVE A WARRANTY OF 45 DAYS AFTER THE FINAL COMPLETION DATE OF THE PROJECT. SOD REPLACED BY THE CONTRACTOR MUST BE THE SAME TYPE AS REMOVED.

26. ROADSIDE GRADING NOTES:
- a. SIDEWALK LAYOUT SHALL BE TYPICALLY A 6' OFFSET FROM THE EDGE OF THE TRAVEL WAY ALONG ONE SIDE OF THE ROAD.
- e. SIDEWALKS ARE TO BE 4 IN. THICK CONCRETE TYPICALLY.
- f. SIDEWALKS WITHIN 6' OF INTERSECTIONS SHALL BE 6 IN. THICK.
- g. SIDEWALK CROSS-SLOPE SHALL NOT EXCEED 2% IN ANY LOCATION.
- h. SIDEWALK LONGITUDINAL SLOPE SHALL NOT EXCEED 5% AT ANY LOCATION.
- i. GRADING BASE LINE IS CONSIDERED THE FACE OF WALK.
- j. SOD SHALL BE SET 0.5 IN. BELOW IN GRADE BELOW THE EDGE OF PAVEMENT. SWALE FORESLOPE AND BACKSLOPE SHALL BE 3:1 MAX, 4:1 TYP. (MINIMAL GRADING PREFERRED).
- k. SWALE GRADING (GUTTER-LINE) IS 0.20% MIN. 0.30% PREFERRED.
- l. 12" SUBGRADE SHALL BE COMPACTED TO 98% OF MODIFIED PROCTOR (ASTM D1557/AASHTO T-180).
- m. ALL AREAS ADJACENT TO THE PROPOSED SIDEWALK SHALL BE RE-GRADED TO REPAIR ANY EROSION, POTENTIAL DROP OFFS, OR TRIPPING HAZARDS.

27. DRIVEWAY NOTES:
- a. DRIVEWAY WIDTHS VARY TYPICALLY FROM 10' (SINGLE-CAR) TO 20' WIDE (DOUBLE-CAR). PROPOSED SHALL MATCH EXISTING.
- b. DRIVEWAY REPLACEMENT SHALL BE 6" CONCRETE UP TO 1' FROM THE RIGHT-OF-WAY LINE WHERE IT SHALL MATCH GRADE FLUSH WITH THE EXISTING DRIVEWAY. WORK OUTSIDE THE RIGHT-OF-WAY IS NOT INCLUDED WITH THIS PROJECT.
- c. DRIVEWAY CULVERTS ARE TYPICALLY 4' EXTENDED PIPE OR CONCRETE END TREATMENTS CENTERED ON BOTH SIDES. END TREATMENTS WHETHER EXTENDED PIPE OR CONCRETE END TREATMENTS SHALL BE REMOVE AND REPLACE TO MATCH EXISTING.
- d. DRIVEWAY CULVERTS SHALL BE SET ON FIRM AND UNYIELDING GROUND AND SET TO MATCH DRAINAGE CONVEYANCE FLOW LINE OF UPSTREAM AND DOWNSTREAM CULVERT INVERTS.
- e. BACKFILL USED DURING THE INSTALLATION OF DRIVEWAY CULVERTS SHALL BE REPLACED IN 12" LIFTS. COMPACTED TO 98% OF MODIFIED PROCTOR (ASTM D1557/AASHTO T-180).
- f. AT THE TIME OF CONSTRUCTION, IF THE CONCRETE DRIVEWAY AND CULVERT PIPE ARE FOUND IN GOOD CONDITION AND NOT IN CONFLICT WITH THE PROPOSED SIDEWALK THEN THE CITY OFFICIAL CAN DETERMINE WHETHER IT TO REMAIN OR CONTINUE TO BE REPLACED.

28. CROSSWALK NOTES:
- a. ALL SIDE STREET INTERSECTIONS SHALL INCLUDE THERMOPLASTIC WHITE SPECIAL EMPHASIS MARKINGS PER FDOT STANDARD PLANS.
- b. ALL SIDEWALK AT SIDE STREET CROSSWALKS SHALL HAVE DETECTABLE WARNING SURFACES THAT EXTEND THE FULL WIDTH OF THE SIDEWALK AND IN THE DIRECTION OF TRAVEL 24 INCHES FROM EDGE OF PAVEMENT.

29. SWALE-LINER NOTES:
- a. SWALE LINER: 1/4 SECTION OF 12" ID SMOOTH INNER WALL PERFORATED BLACK POLYETHYLENE PIPE.
- b. 1/2" DIAMETER X 12" LONG PVC WITH CAP FOR STAKES THROUGH LINER AT CORRUGATION, EQUAL DISTANCE. (10 PER 20' LENGTH)
- c. SOD SHALL BE LAID OVER A FREE DRAINING SOIL LAYER.
- d. ALLOW A 1-1/2" GAP BETWEEN LINER SECTIONS FOR EXPANSION.
- e. CITY OF PORT ST. LUCIE WILL FURNISH LINER, STAKES, AND CAPS.
- f. CONTRACTOR IS RESPONSIBLE FOR INSTALLATION ONLY.

CONTRACTOR TO MEANDER SIDEWALK TO AVOID ANY VALVES (WATER AND SEWER) FOUND ON-SITE IN CONFLICT WITH SIDEWALK.

10 DAYS PRIOR TO CROSSING EXISTING CONFLICTS, THE CONTRACTOR WILL POTHOLE THE LOCATION OF ALL EXISTING UTILITIES TO DETERMINE THE EXACT HORIZONTAL AND VERTICAL LOCATIONS.

ENGINEER OF RECORD INSPECTION REQUIREMENTS CONTRACTOR TO CALL CONTRACT ENGINEER OF RECORD 48 HOURS ADVANCE FOR FOLLOWING INSPECTIONS:
1. PRECONSTRUCTION MEETING
2. STAKE-OUT
3. DRIVEWAY AND SIDEWALK FORM-WORK
4. FINAL

811 KNOW WHAT'S BELOW ALWAYS CALL 811 BEFORE YOU DIG
It's fast. It's free. It's the law.
www.callsunshine.com

301 NW Flagler Ave
Stuart, Florida 34994
Phone: (772) 692-4344
Fax: (772) 692-4341
CAPTEC Engineering, Inc.
Civil Engineering Professionals
Engineering Business No. EB-0007657

DATE: 8/27/21
DRAWN BY: JTC
DESIGNED BY: ADO
CHECKED BY: JWC
PROJECT No.: 1813.19
HORZ. SCALE: N/A
VERT. SCALE: N/A
CADD FILE: Gen Notes

NO.	DATE	BY	REVISIONS
1	8/27/21	ADO	APPROVED FOR CONSTRUCTION

SCALE VERIFICATION
0 0.5
SOLID BAR IS EQUAL TO HALF AN INCH ON FULL SCALE DRAWING. ADJUST ALL SCALED DIMENSIONS ACCORDINGLY

S.W. IMPORT DRIVE SIDEWALK DESIGN
CITY OF PORT ST. LUCIE, FLORIDA

GENERAL NOTES

Joseph W. Capra
301 NW Flagler Ave
Stuart, Florida 34994
P.E. No. 37638

Printed Date:

JOB No.: 1813.19
SHEET 4 OF 46

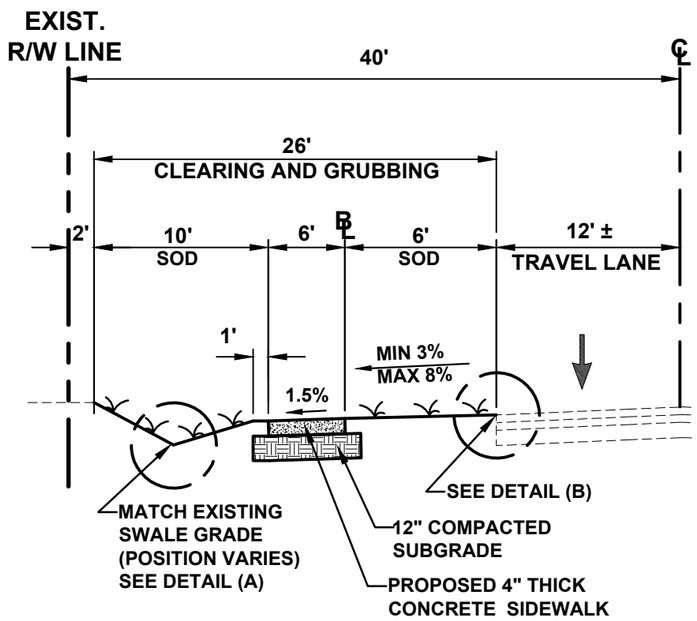

TYPICAL SIDEWALK WITH SWALE SECTION

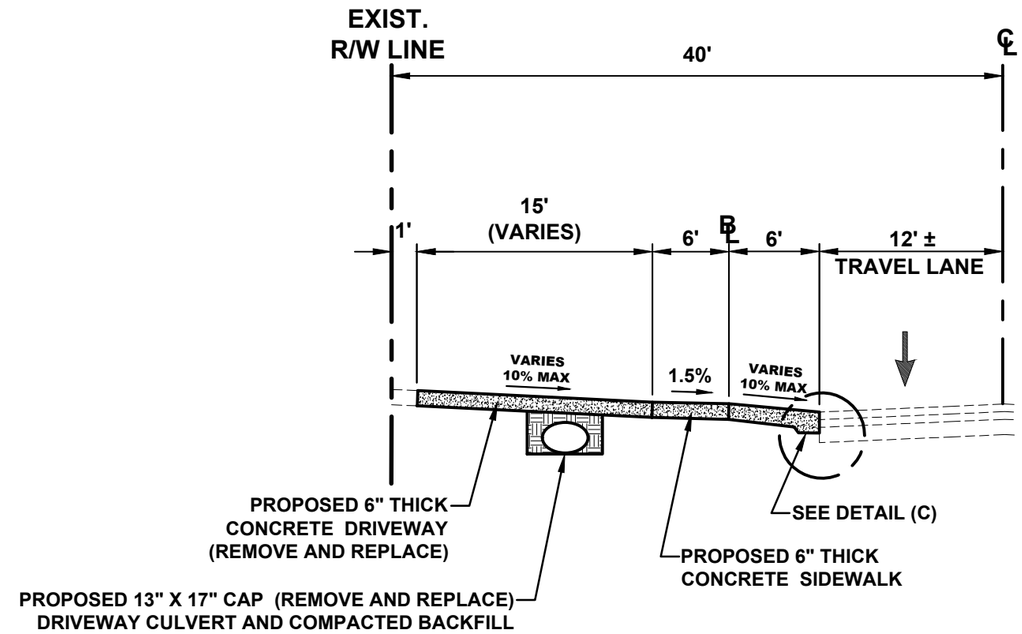

TYPICAL SIDEWALK WITH DRIVEWAY SECTION

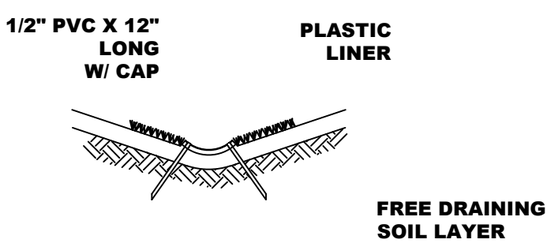

SWALE LINER DETAIL (A)

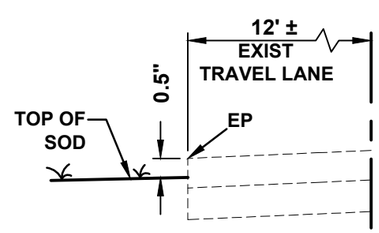

SOD AT EDGE OF PAVEMENT DETAIL (B)

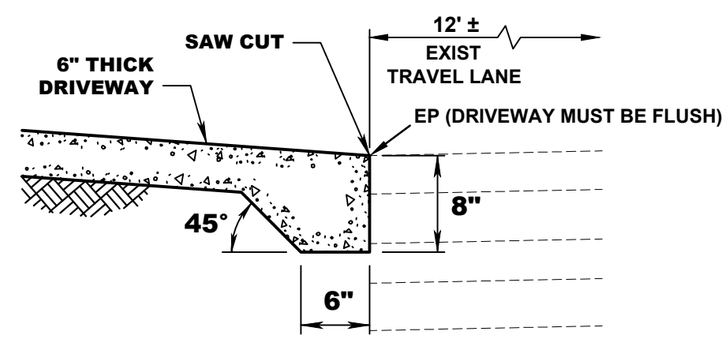

TYPICAL DRIVEWAY FOOTER & SAW-CUT ASPHALT DETAIL (C)

301 NW Flagler Ave
Stuart, Florida 34994
Phone: (772) 692-4344
Fax: (772) 692-4341
CAPTEC Engineering, Inc.
Civil Engineering Professionals
Engineering Business No. EB-0007657

DATE: 8/27/21
DRAWN BY: MDR
DESIGNED BY: ADO
CHECKED BY: JWC
PROJECT No.: 1813.19
HORZ. SCALE: N.T.S.
VERT. SCALE: N/A
CADD FILE: Typ. Sec.

NO.	DATE	BY	REVISIONS
1	8/27/21	ADO	APPROVED FOR CONSTRUCTION

SCALE VERIFICATION
0 — 0.5
SOLID BAR IS EQUAL TO HALF AN INCH ON ORIGINAL DRAWING. ADJUST ALL SCALED DIMENSIONS ACCORDINGLY

S.W. IMPORT DRIVE SIDEWALK DESIGN
CITY OF PORT ST. LUCIE, FLORIDA

TYPICAL SECTIONS

Joseph W. Capra
301 NW Flagler Ave
Stuart, Florida 34994
P.E. No. 37638

Printed Date:

JOB No.: 1813.19
SHEET 5 OF 46

LIST OF INTERSECTIONS:

1. OAKWOOD DRIVE
2. OCEAN COVE AVENUE
3. VARDON STREET
4. VALERA STREET
5. ANTIQUERA STREET
6. WYNNEWOOD STREET
7. CABALLERO STREET
8. INCA TERRACE
9. BIRD AVENUE
10. DREXEL STREET
11. TAMPICO STREET
12. HYACINTH STREET
13. MADRUGA STREET
14. DRIFTWOOD STREET
15. QUARRY STREET
16. PRUITT STREET
17. ALGIERS STREET
18. ZAMORA TERRACE
19. SAVAGE BOULEVARD

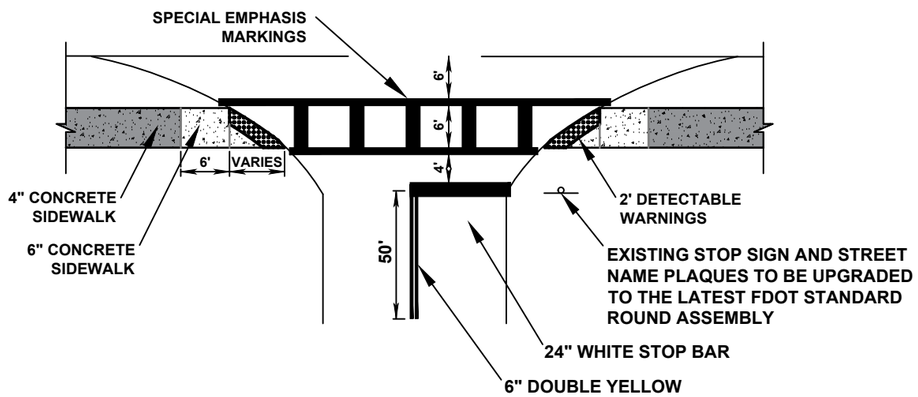

TYPICAL SIDEWALK AT SIDE STREET WITH CROSSWALK DETAIL

PHASE 1: 7
+ PHASE 2: 12
TOTAL QTY: 19

REFERENCE FDOT STANDARD PLANS
INDEX 522 AND 711

LIST OF ROADWAY CULVERTS

Culvert ID #	Road Name	Intersecting Road	Existing Culverts	Proposed Culverts
S31-D008	Import Dr	Antiquera St	1-50 LF 12"x18" RCP W/ MES	1-58 LF 12"x18" RCP W/ MES
S31-D007	Import Dr	Caballero ST	1-54 LF 13"x22" CSP W/ MES	1-58 LF 12"x18" RCP W/ MES
S31-D006	Import Dr	Inca Ter	1-40 LF 12"x18" CMP	1-47 LF 12"x18" RCP W/ MES
S31-D004	Import Dr	Drexel St	1-36 LF 11"x18" CMP W/ MES	2-52 LF 12"x18" RCP W/ MES
S31-D002	Import Dr	Driftwood Ln	1-44 LF 14"x23" RCP W/ MES	1-53 LF 14"x23" RCP W/ MES
S35-D024	Import Dr	Salmon Rd	2-40 LF 24"x35" CMP W/ HW	2-65 LF 38"x24" RCP W/ 2-HW
S35-D023	Import Dr	Quarry St	1-56 LF 15"x21" CMP W/ MES	1-57 LF 18" RCP W/ MES
S35-D026	Import Dr	Pruitt St	1-56 LF 13"x17" CMP W/ MES	1-56 LF 15" PAP W/ MES
S35-D107	Import Dr	Zamora Ter	1-56 LF 15"x21" CMP W/ MES	2-65 LF 12"x18" RCP W/ MES
S35-D108	Import Dr	Zamora Ter	1-56 LF 13"x17" CMP W/ MES	1-80 LF 12"x18" RCP W/ MES
S35-D111	Import Dr	Savage Blvd	1-56 LF 13"17" CMP W/ MES	1-56 LF 13"x17" CAP W/ MES

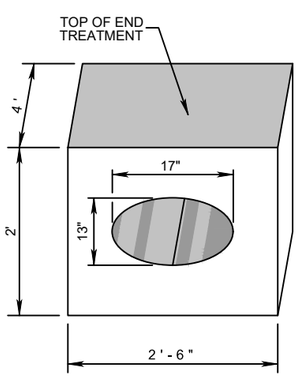

NOTES FOR 13"x17" CAP:

1. PIPE TREATMENT SHALL MATCH FDOT DIMENSIONS FOR A CONCRETE PIPE COLLAR.
2. DIMENSIONS SHALL BE 6" WIDER THAN OUTSIDE EDGE OF PIPE AT CENTER, TOP AND BOTTOM.
3. DIMENSIONS SHALL BE STANDARD 2' x 2'-6" x 4' ON ALL 13" x 17" CAP.
4. ALL PIPE SHALL BE BITUMINOUS COATED WHERE CONCRETE TOUCHES METAL.
5. AVERAGE CONCRETE VOLUME 16.23 CF OR .60 CY PER END TREATMENT.

REPLACEMENT PIPE END TREATMENT FOR DRIVEWAY CULVERTS DETAIL

PHASE 1: 8
+ PHASE 2: 10
TOTAL QTY: 18

(REINFORCED CONCRETE FOR COVER LESS THAN 8")

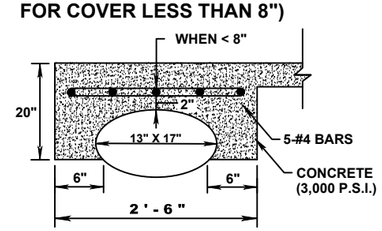

TYPICAL REDUCED COVER REINFORCEMENT FOR DRIVEWAY CULVERTS DETAIL

PHASE 1: 41
+ PHASE 2: 22
TOTAL QTY: 63

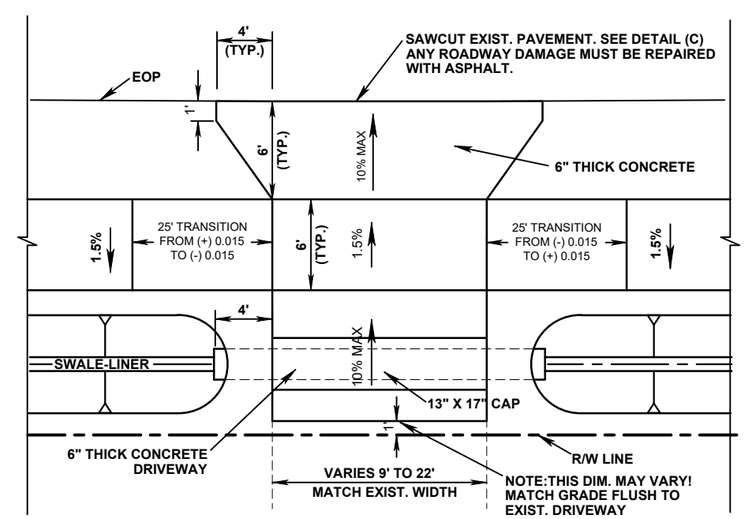

TYPICAL DRIVEWAY REPLACEMENT DETAIL

PHASE 1: 41
+ PHASE 2: 22
TOTAL QTY: 63

301 NW Flagler Ave
Stuart, Florida 34994
Phone: (772) 692-4344
Fax: (772) 692-4341
CAPTEC Engineering, Inc.
Civil Engineering Professionals
Engineering Business No. EB-0007657

DATE: 8/27/21
DRAWN BY: MDR
DESIGNED BY: ADO
CHECKED BY: JWC
PROJECT No.: 1813.19
HORZ. SCALE: N.T.S.
VERT. SCALE: N/A
CADD FILE: Typ. Sec.

NO.	DATE	BY	REVISIONS
1	8/27/21	ADO	APPROVED FOR CONSTRUCTION

SCALE VERIFICATION
0 0.5
SOLID BAR IS EQUAL TO HALF AN INCH ON ORIGINAL DRAWING. ADJUST ALL SCALED DIMENSIONS ACCORDINGLY

S.W. IMPORT DRIVE SIDEWALK DESIGN
CITY OF PORT ST. LUCIE, FLORIDA

DETAILS

Joseph W. Capra
301 NW Flagler Ave
Stuart, Florida 34994
P.E. No. 37638

Printed Date:

JOB No.: 1813.19
SHEET 6 OF 46

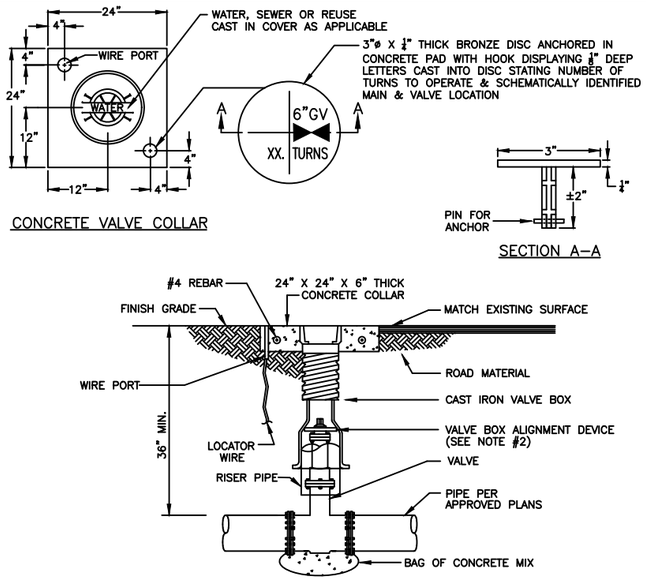

NOTES:

1. WHEN TOP OF OPERATING NUT IS DEEPER THAN 30", A HIGH STRENGTH STEEL EXTENSION WILL BE REQUIRED TO BRING OPERATING NUT 24"–30" BELOW FINISHED GRADE. A STEEL CENTERING PLATE, WELDED TO THE EXTENSION, IS ALSO REQUIRED.

2. A VALVE BOX ALIGNMENT DEVICE SHALL BE PROVIDED TO ELIMINATE SHIFTING OF THE VALVE BOX AGAINST THE OPERATING NUT.

3. BOLT DOWN COVER SHALL BE USED IN ALL AREAS.

4. C900 P.V.C. RISER PIPE SHALL BE ADDED TO EXTEND THE VALVE BOX IF NEEDED.

5. RPM'S SHALL NOT BE INSTALLED IN CROSSWALKS OR PEDESTRIAN WALKWAYS.

6. THE TOP SIDE OF THE VALVE BOX COVER AND THE INSIDE OF TOP SECTION OF THE VALVE BOX SHALL BE PAINTED BLUE FOR WATER MAINS, GREEN FOR SEWER MAINS AND PURPLE FOR RECLAIMED WATER MAINS.

MINIMUM CONSTRUCTION STANDARDS FOR
CITY OF PORT ST. LUCIE
900 S.E. OGDEN LANE
PORT ST. LUCIE, FL 34983
PHONE (772) 873-6400 FAX (772) 873-6433

TYPICAL VALVE BOX AND COLLAR

DETAIL: G-07
DATE: 2015
SCALE: N.T.S.
SHEET: 1 OF 2

VERTICAL BENDS

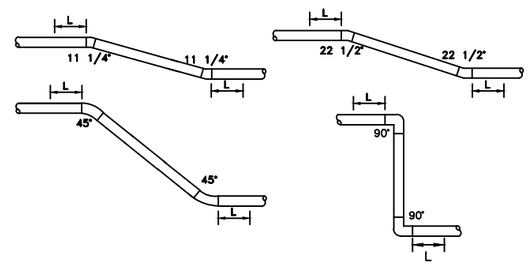

VERTICAL OFFSET – L (FEET)								
DIAMETER	11–1/4°		22–1/2°		45°		90°	
	UPPER BEND	LOWER BEND	UPPER BEND	LOWER BEND	UPPER BEND	LOWER BEND	UPPER BEND	LOWER BEND
4"	4	2	8	3	17	5	39	11
6"	6	2	11	4	23	7	55	15
8"	8	2	15	4	30	9	72	20
10"	9	3	18	5	36	10	87	24
12"	11	3	21	6	43	12	102	28
14"	12	4	24	7	49	14	116	32
16"	13	4	27	8	55	16	131	36
18"	15	4	29	8	60	17	145	40
20"	16	5	32	9	66	19	158	44
24"	19	6	37	11	77	22	185	51
30"	22	7	45	13	92	26	222	62
36"	26	8	52	15	107	30	256	71
42"	29	8	58	16	120	34	289	80
48"	32	9	64	18	133	37	320	89

NOTES:

1. THE REQUIREMENTS SET FORTH ABOVE WERE CALCULATED FOR PVC PIPE BASED UPON THE FOLLOWING ASSUMPTIONS:

– SOIL CONDITIONS: SILTY SAND (SM)
– TRENCH TYPE: 3 (PIPE BEDDED IN 4" MINIMUM OF LOOSE SOIL WITH BACKFILL LIGHTLY COMPACTED)
– UPPER SIDE MINIMUM COVER: 3 FT
– LOWER SIDE MINIMUM COVER: 5 FT
– SAFETY FACTOR: 1.5
– TEST PRESSURE: 150 PSI

2. WHEN CONDITIONS DIFFER FROM THE ABOVE, THE ENGINEER–OF–RECORD (EOR) SHALL SUBMIT CALCULATIONS FOR REVIEW AND APPROVAL OF PSLUSD.

3. ALL JOINTS BETWEEN UPPER AND LOWER BENDS SHALL BE RESTRAINED.

MINIMUM CONSTRUCTION STANDARDS FOR
CITY OF PORT ST. LUCIE
900 S.E. OGDEN LANE
PORT ST. LUCIE, FL 34983
PHONE (772) 873-6400 FAX (772) 873-6433

PIPELINE RESTRAINT REQUIREMENTS (VERTICAL)

DETAIL: G-09
DATE: 2015
SCALE: N.T.S.
SHEET: 1 OF 2

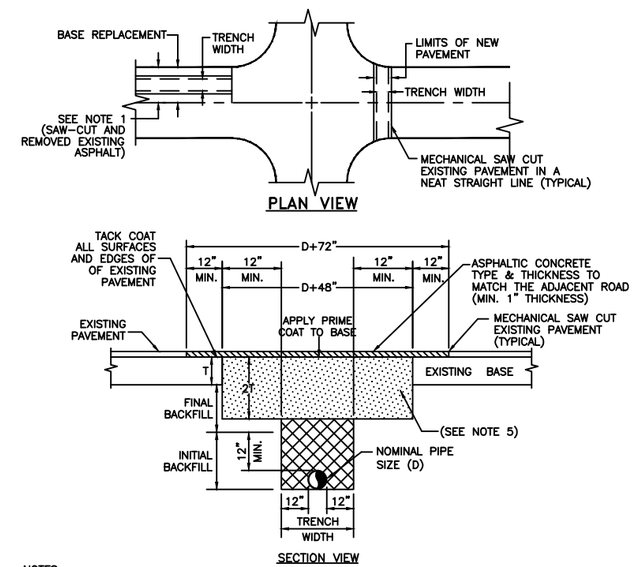

NOTES:

1. PAVEMENT RESTORATIONS FOR LONGITUDINAL CUTS IN ALL STREETS SHALL BE FULL LANE WIDTH, WITH FULL LANE WIDTH RESURFACING FOR EACH LANE WITHIN THE LIMITS OF THE CUT.
2. WHEN AN ARTERIAL OR MAJOR COLLECTOR STREET IS OPEN CUT WITHIN THE LIMITS OF THE ROADWAY INTERSECTION, THE ENTIRE INTERSECTION SHALL BE OVERLAID WITH ASPHALTIC CONCRETE.
3. WHEN STREETS OTHER THAN ARTERIALS OR MAJOR COLLECTORS ARE OPEN CUT MORE THAN TWO TIMES AT THE INTERSECTION, THE ENTIRE INTERSECTION SHALL BE OVERLAID WITH ASPHALTIC CONCRETE. TWO OPEN CUTS OR LESS AT THE INTERSECTION WILL REQUIRE OVERLAYING WITH ASPHALT ONLY IN THE OPEN CUT AREA.
4. THE CONTRACTOR SHALL BE REQUIRED TO DOCUMENT ALL PAVEMENT MARKINGS AND RPM'S PRIOR TO OVERLAY. THE CONTRACTOR SHALL THEN PLACE NEW PAVEMENT MARKINGS AT THE SAME LOCATIONS. PAVEMENT MARKINGS SHALL BE IN ACCORDANCE TO F.D.O.T. STANDARDS.
5. COQUINA OR LIMEROCK (16" MIN.) LBR=100
6. EARTHWORK, EXCAVATION, BACKFILL AND COMPACTION SHALL BE IN ACCORDANCE WITH PSLUSD STANDARDS. ALL BACKFILL SHALL MEET DENSITY REQUIREMENTS OF 100% T–180.

MINIMUM CONSTRUCTION STANDARDS FOR
CITY OF PORT ST. LUCIE
900 S.E. OGDEN LANE
PORT ST. LUCIE, FL 34983
PHONE (772) 873-6400 FAX (772) 873-6433

UTILITY ROAD CUT PAVEMENT RESTORATION

DETAIL: G-05
DATE: 2015
SCALE: N.T.S.
SHEET: 1 OF 1

301 NW Flagle Ave
Stuart, Florida 34994
Phone: (772) 692-4344
Fax: (772) 692-4341
CAPTEC Engineering, Inc.
Civil Engineering Professionals
Engineering Business No. EB-0007657

DATE: 7/19/21
DRAWN BY: MDR
DESIGNED BY: ADO
CHECKED BY: JWC
PROJECT No.: 1813.19
HORZ. SCALE: N.T.S.
VERT. SCALE: N/A
CADD FILE: Typ. Sec.

NO.	DATE	BY	REVISIONS
1	8/27/21	ADO	APPROVED FOR CONSTRUCTION

SCALE VERIFICATION
0 — 0.5
SOLID BAR IS EQUAL TO HALF AN INCH ON ORIGINAL DRAWING. ADJUST ALL SCALED DIMENSIONS ACCORDINGLY

S.W. IMPORT DRIVE SIDEWALK DESIGN
CITY OF PORT ST. LUCIE, FLORIDA

DETAILS

Joseph W. Capra
301 NW Flagler Ave
Stuart, Florida 34994
P.E. No. 37638

Printed Date:

JOB No.: 1813.19
SHEET 7 OF 48

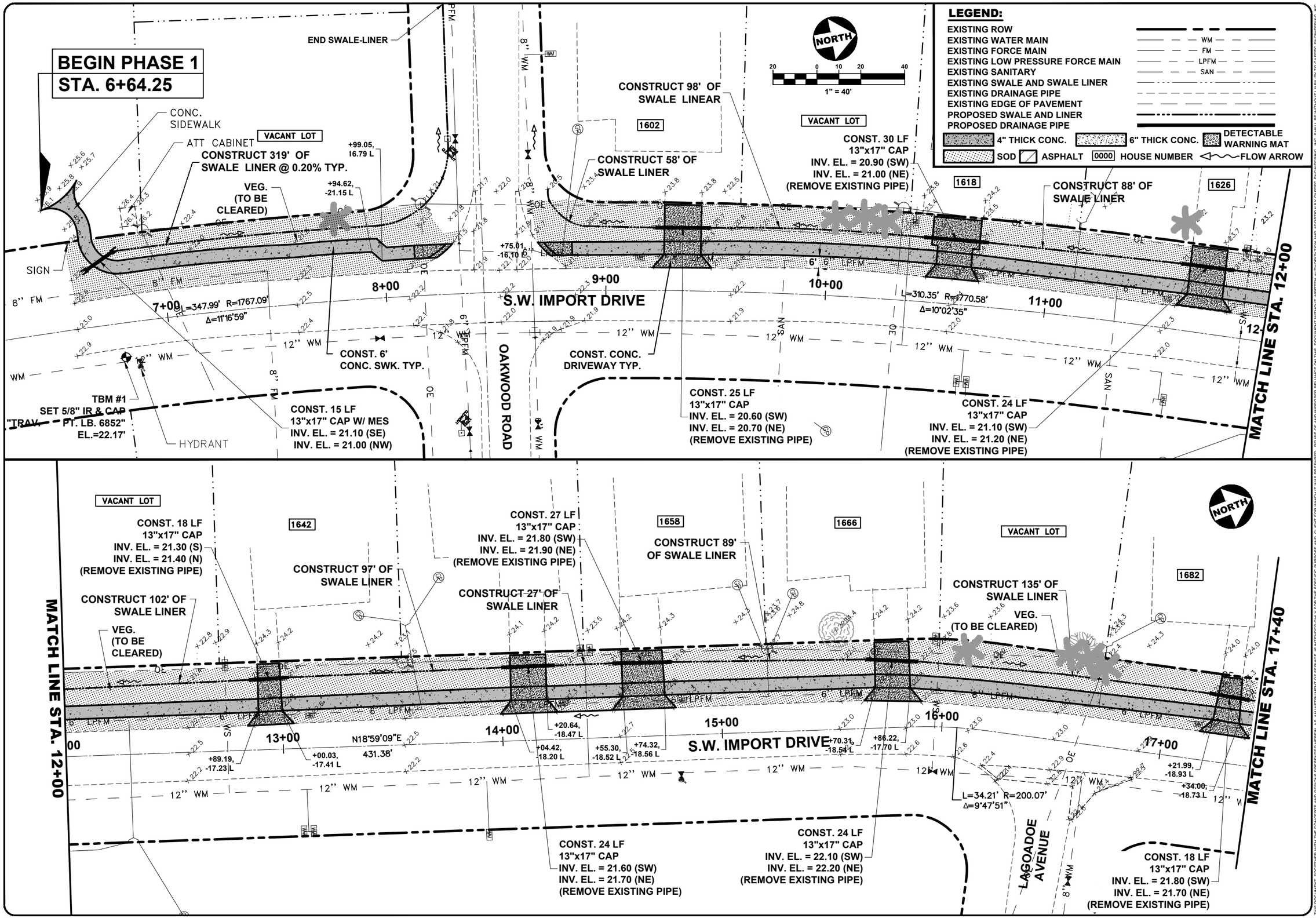

301 NW Flagler Ave
Stuart, Florida 34994
Phone: (772) 692-4344
Fax: (772) 692-4341
CAPTEC Engineering, Inc.
Civil Engineering Professionals
Engineering Business No. EB-0007657

DATE:	8/27/21
DRAWN BY:	JTC
DESIGNED BY:	ADO
CHECKED BY:	JWC
PROJECT No.:	1813.19
HORZ. SCALE:	1"=40'
VERT. SCALE:	N/A
CADD FILE:	5Basic

NO.	DATE	BY	REVISIONS
1	8/27/21	ADO	APPROVED FOR CONSTRUCTION

SCALE VERIFICATION: 0 — 0.5. SOLID BAR IS EQUAL TO HALF AN INCH ON ORIGINAL DRAWING. ADJUST ALL SCALED DIMENSIONS ACCORDINGLY

S.W. IMPORT DRIVE SIDEWALK DESIGN (PHASE 1)
CITY OF PORT ST. LUCIE, FLORIDA

PLAN SHEET

Joseph W. Capra
301 NW Flagler Ave
Stuart, Florida 34994
P.E. No. 37638

Printed Date:

JOB No.: 1813.19
SHEET 8 OF 46

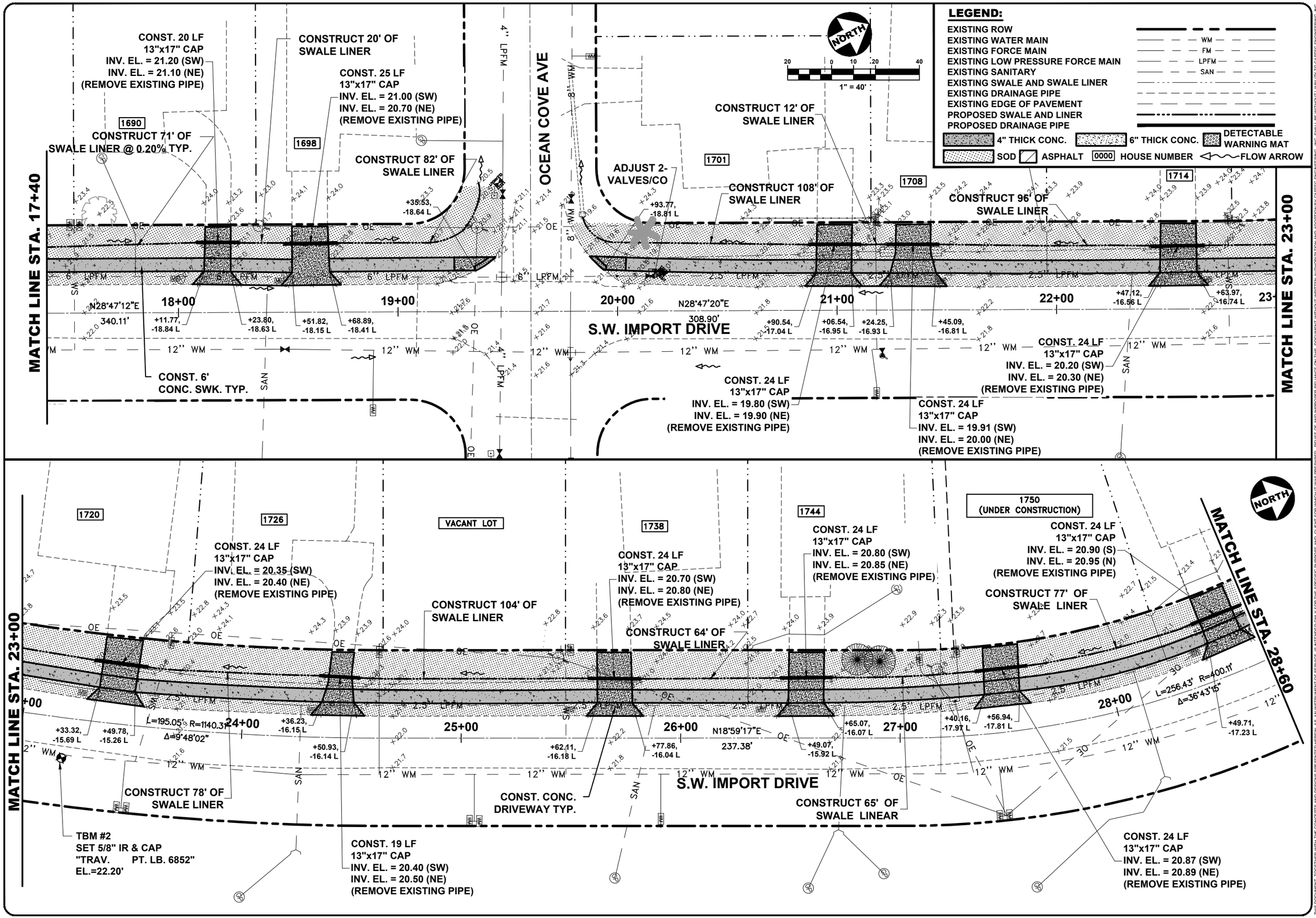

301 NW Flagler Ave
Stuart, Florida 34994
Phone: (772) 692-4344
Fax: (772) 692-4341
Engineering Business No. EB-0007657
CAPTEC Engineering, Inc.
Civil Engineering Professionals

DATE: 8/27/21
DRAWN BY: JTC
DESIGNED BY: ADO
CHECKED BY: JWC
PROJECT No.: 1813.19
HORZ. SCALE: 1" 40'
VERT. SCALE: N/A
CADD FILE: 5Base

NO.	DATE	BY	REVISIONS
1	8/27/21	ADO	APPROVED FOR CONSTRUCTION

SCALE VERIFICATION
0 0.5
SOLID BAR IS EQUAL TO HALF AN INCH ON ORIGINAL DRAWING. ADJUST ALL SCALED DIMENSIONS ACCORDINGLY

S.W. IMPORT DRIVE SIDEWALK DESIGN (PHASE 1)
CITY OF PORT ST. LUCIE, FLORIDA

PLAN SHEET

Joseph W. Capra
301 NW Flagler Ave
Stuart, Florida 34994
P.E. No. 37638

Printed Date:

JOB No.: 1813.19
SHEET 9 OF 46

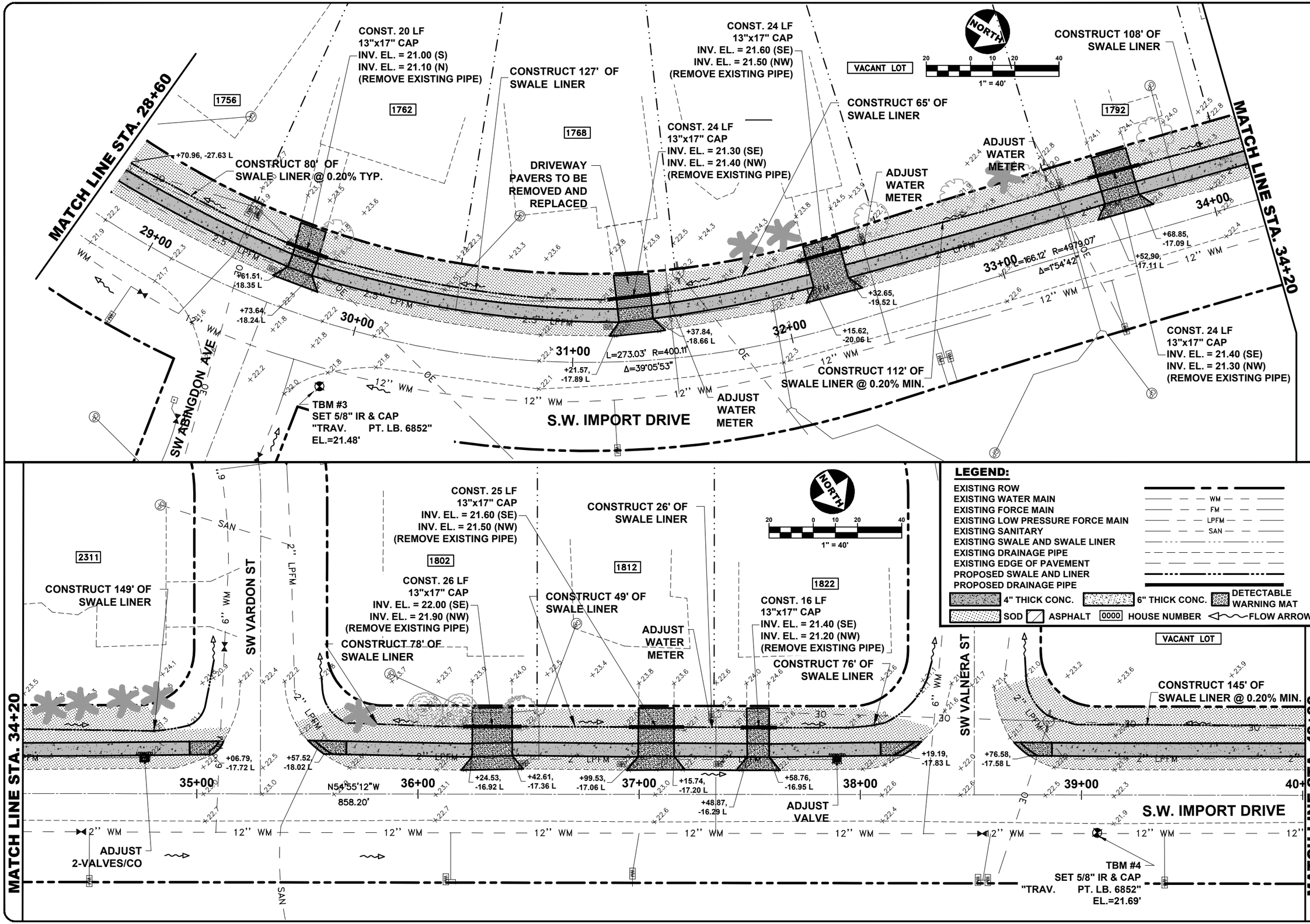

301 NW Flagler Ave
Stuart, Florida 34994
Phone: (772) 692-4344
Fax: (772) 692-4341
CAPTEC Engineering, Inc.
Civil Engineering Professionals
Engineering Business No. EB-0007657

DATE:	8/27/21
DRAWN BY:	JTC
DESIGNED BY:	ADO
CHECKED BY:	JWC
PROJECT No.:	1813.19
HORZ. SCALE:	1" 40'
VERT. SCALE:	N/A
CADD FILE:	5Basic

NO.	DATE	BY	REVISIONS
1	8/27/21	ADO	APPROVED FOR CONSTRUCTION

SCALE VERIFICATION
0 0.5
SOLID BAR IS EQUAL TO HALF AN INCH ON ORIGINAL DRAWING. ADJUST ALL SCALED DIMENSIONS ACCORDINGLY

S.W. IMPORT DRIVE SIDEWALK DESIGN (PHASE 1)

CITY OF PORT ST. LUCIE, FLORIDA

PLAN SHEET

Joseph W. Capra
301 NW Flagler Ave
Stuart, Florida 34994
P.E. No. 37638

Printed Date:

JOB No.: 1813.19
SHEET 10 OF 46

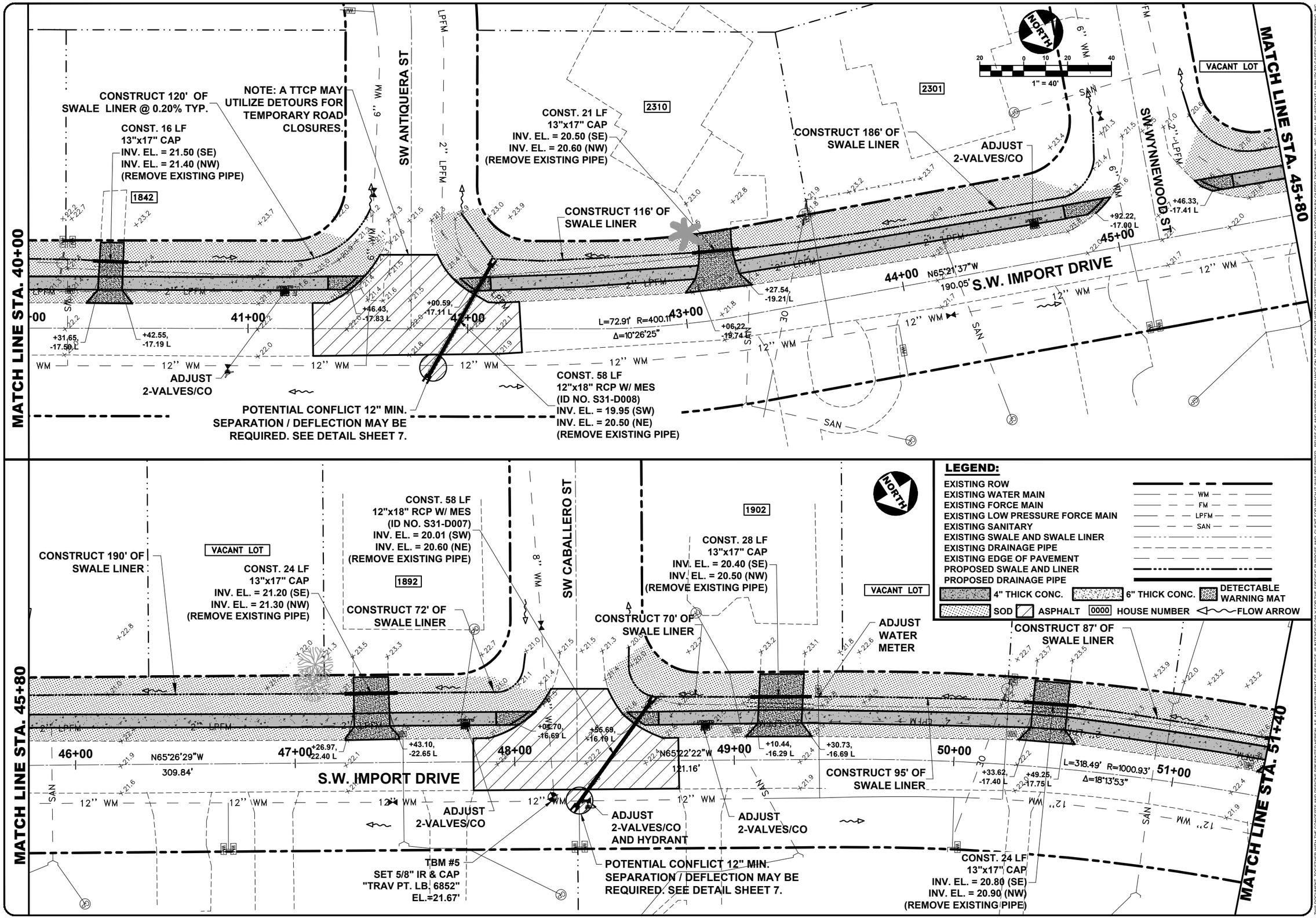

301 NW Flagler Ave
Stuart, Florida 34994
Phone: (772) 692-4344
Fax: (772) 692-4341
CAPTEC Engineering, Inc.
Civil Engineering Professionals
Engineering Business No. EB-0007657

DATE: 8/27/21
DRAWN BY: JTC
DESIGNED BY: ADO
CHECKED BY: JWC
PROJECT No.: 1813.19
HORZ. SCALE: 1"=40'
VERT. SCALE: N/A
CADD FILE: 5Basic

NO.	DATE	BY	REVISIONS
1	8/27/21	ADO	APPROVED FOR CONSTRUCTION

SCALE VERIFICATION
0 0.5
SOLID BAR IS EQUAL TO HALF AN INCH ON ORIGINAL DRAWING. ADJUST ALL SCALED DIMENSIONS ACCORDINGLY

S.W. IMPORT DRIVE SIDEWALK DESIGN (PHASE 1)

CITY OF PORT ST. LUCIE, FLORIDA

PLAN SHEET

Joseph W. Capra
301 NW Flagler Ave
Stuart, Florida 34994
P.E. No. 37638

Printed Date:

JOB No.: 1813.19
SHEET 11 OF 46

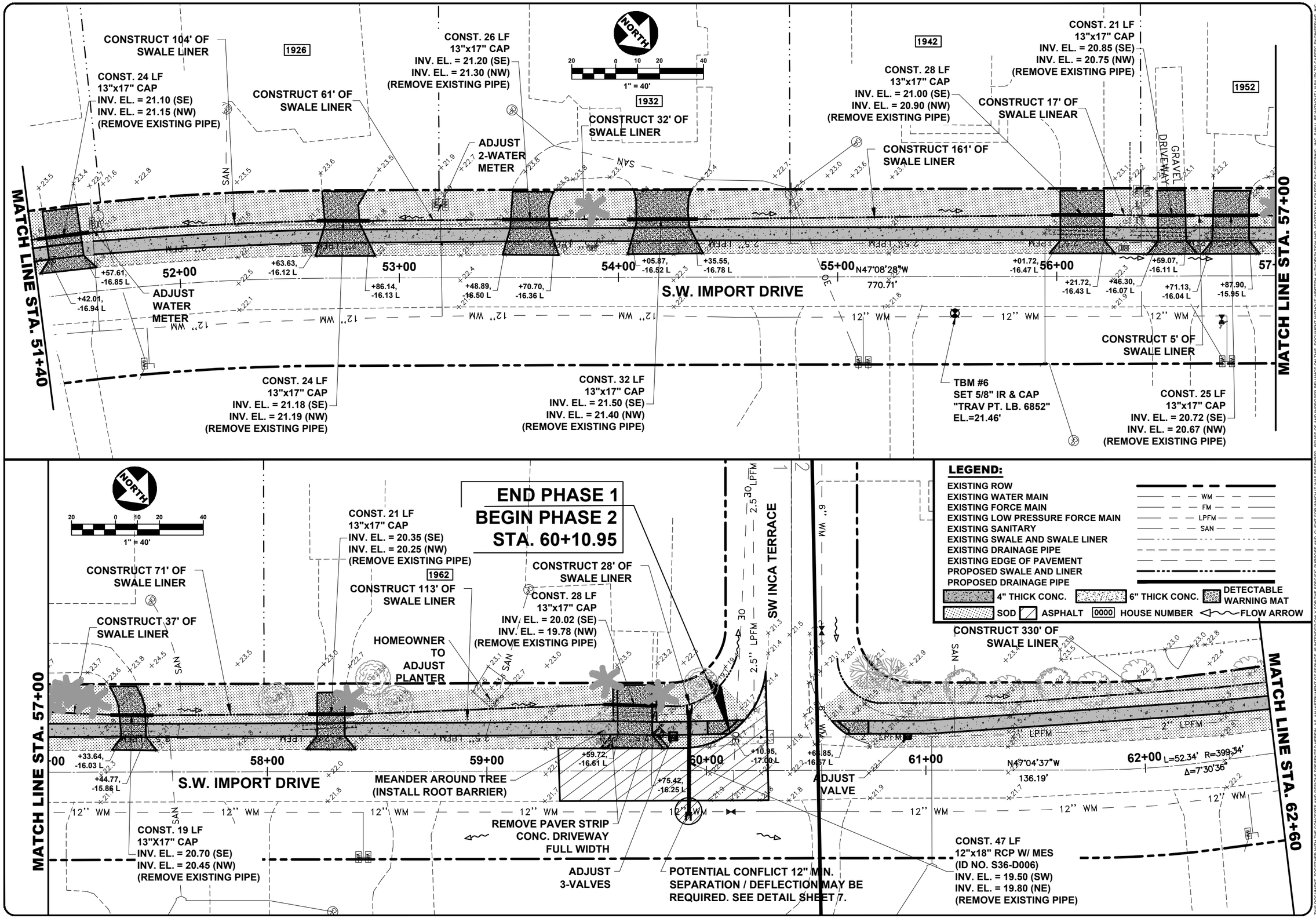

301 NW Flagler Ave
Stuart, Florida 34994
Phone: (772) 692-4344
Fax: (772) 692-4341
CAPTEC Engineering, Inc.
Civil Engineering Professionals
Engineering Business No. EB-0007657

DATE: 8/27/21
DRAWN BY: JTC
DESIGNED BY: ADO
CHECKED BY: JWC
PROJECT No.: 1813.19
HORZ. SCALE: 1"=40'
VERT. SCALE: N/A
CADD FILE: S3base

NO.	DATE	BY	REVISIONS
1	8/27/21	ADO	APPROVED FOR CONSTRUCTION

SCALE VERIFICATION
0 — 0.5
SOLID BAR IS EQUAL TO HALF AN INCH ON FULL SIZE DRAWINGS. ADJUST ALL SCALED DIMENSIONS ACCORDINGLY

S.W. IMPORT DRIVE SIDEWALK DESIGN (PHASE 1)

CITY OF PORT ST. LUCIE, FLORIDA

PLAN SHEET

Joseph W. Capra
301 NW Flagler Ave
Stuart, Florida 34994
P.E. No. 37638

Printed Date:

JOB No.: 1813.19
SHEET 12 OF 46

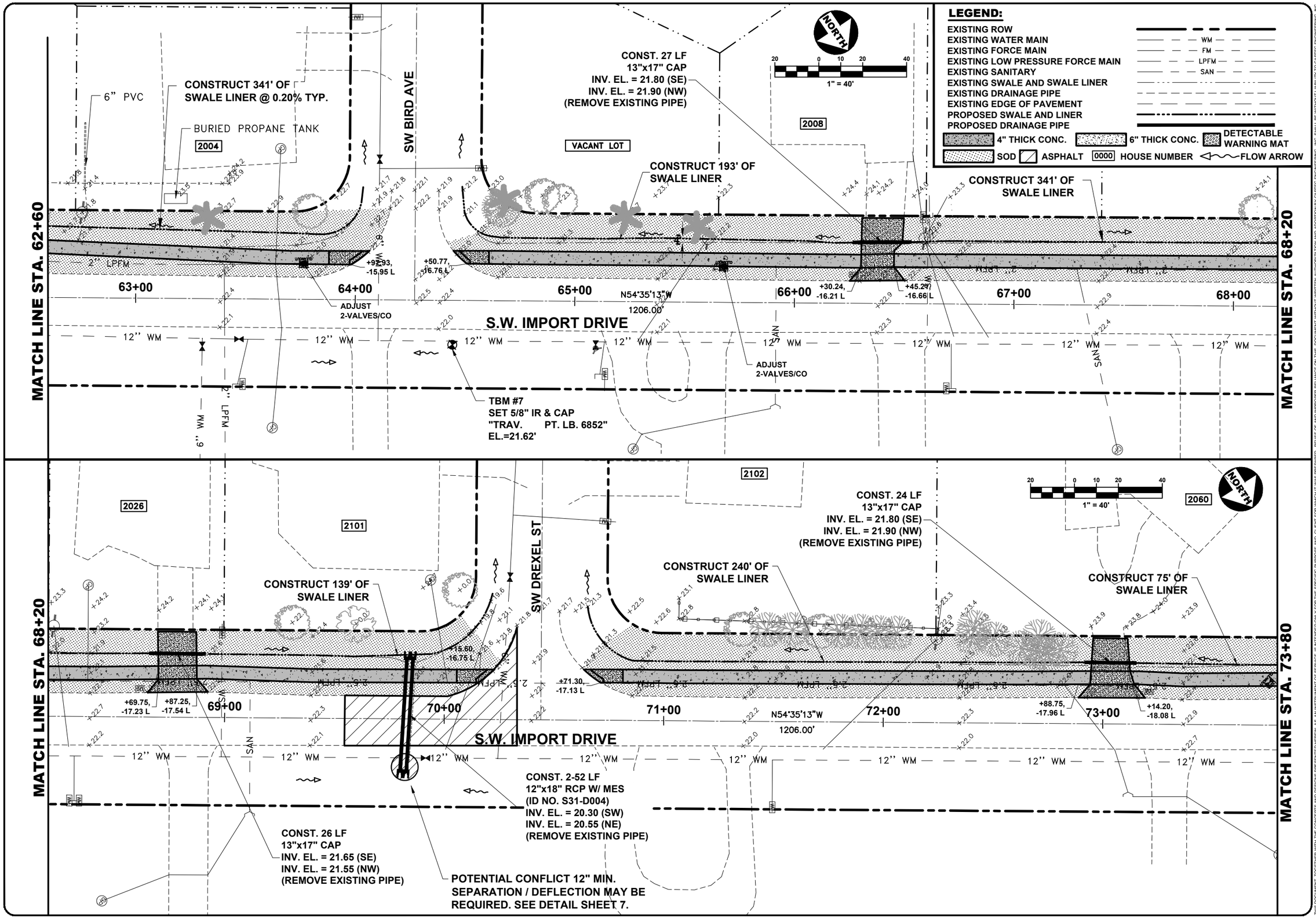

301 NW Flagler Ave
Stuart, Florida 34994
Phone: (772) 692-4344
Fax: (772) 692-4341
CAPTEC Engineering, Inc.
Civil Engineering Professionals
Engineering Business No. EB-0007657

DATE: 8/27/21
DRAWN BY: JTC
DESIGNED BY: ADO
CHECKED BY: JWC
PROJECT No.: 1813.19
HORZ. SCALE: 1" 40'
VERT. SCALE: N/A
CADD FILE: S3base

NO.	DATE	BY	REVISIONS
1	8/27/21	ADO	APPROVED FOR CONSTRUCTION

SCALE VERIFICATION
0 0.5
SOLID BAR IS EQUAL TO HALF AN INCH ON ORIGINAL DRAWING. ADJUST ALL SCALED DIMENSIONS ACCORDINGLY

S.W. IMPORT DRIVE SIDEWALK DESIGN (PHASE 2)

CITY OF PORT ST. LUCIE, FLORIDA

PLAN SHEET

Joseph W. Capra
301 NW Flagler Ave
Stuart, Florida 34994
P.E. No. 37638

Printed Date:

JOB No.: 1813.19
SHEET 13 OF 46

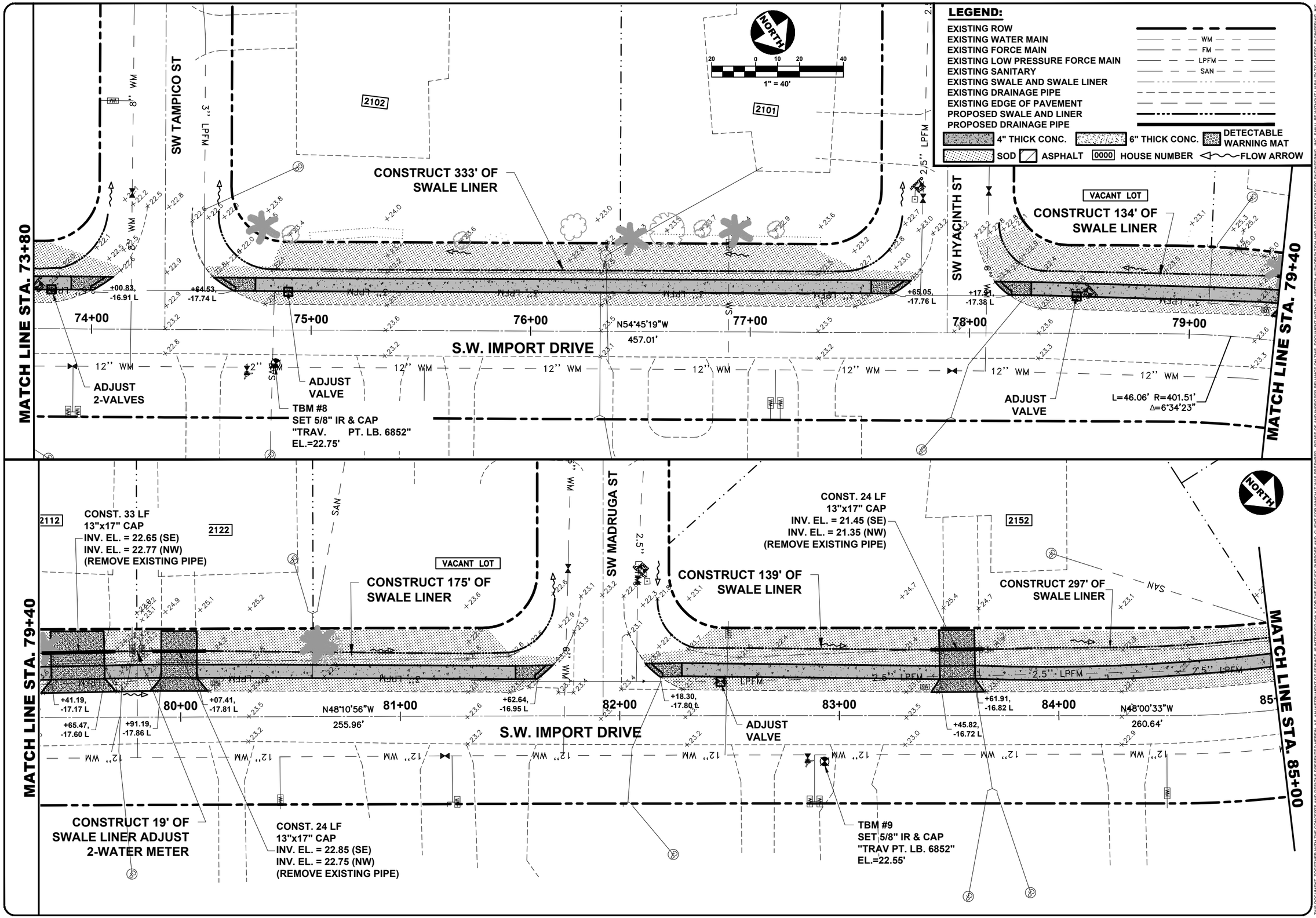

301 NW Flagler Ave
Stuart, Florida 34994
Phone: (772) 692-4344
Fax: (772) 692-4341
Engineering Business No. EB-0007657
CAPTEC Engineering, Inc.
Civil Engineering Professionals

DATE: 8/27/21
DRAWN BY: JTC
DESIGNED BY: ADO
CHECKED BY: JWC
PROJECT No.: 1813.19
HORZ. SCALE: 1" 40'
VERT. SCALE: N/A
CADD FILE: S3base

NO.	DATE	BY	REVISIONS
1	8/27/21	ADO	APPROVED FOR CONSTRUCTION

SCALE VERIFICATION
0 0.5
SOLID BAR IS EQUAL TO HALF AN INCH ON ORIGINAL DRAWING. ADJUST ALL SCALED DIMENSIONS ACCORDINGLY

S.W. IMPORT DRIVE SIDEWALK DESIGN (PHASE 2)

CITY OF PORT ST. LUCIE, FLORIDA

PLAN SHEET

Joseph W. Capra
301 NW Flagler Ave
Stuart, Florida 34994
P.E. No. 37638

Printed Date:

JOB No.: 1813.19
SHEET 14 OF 46

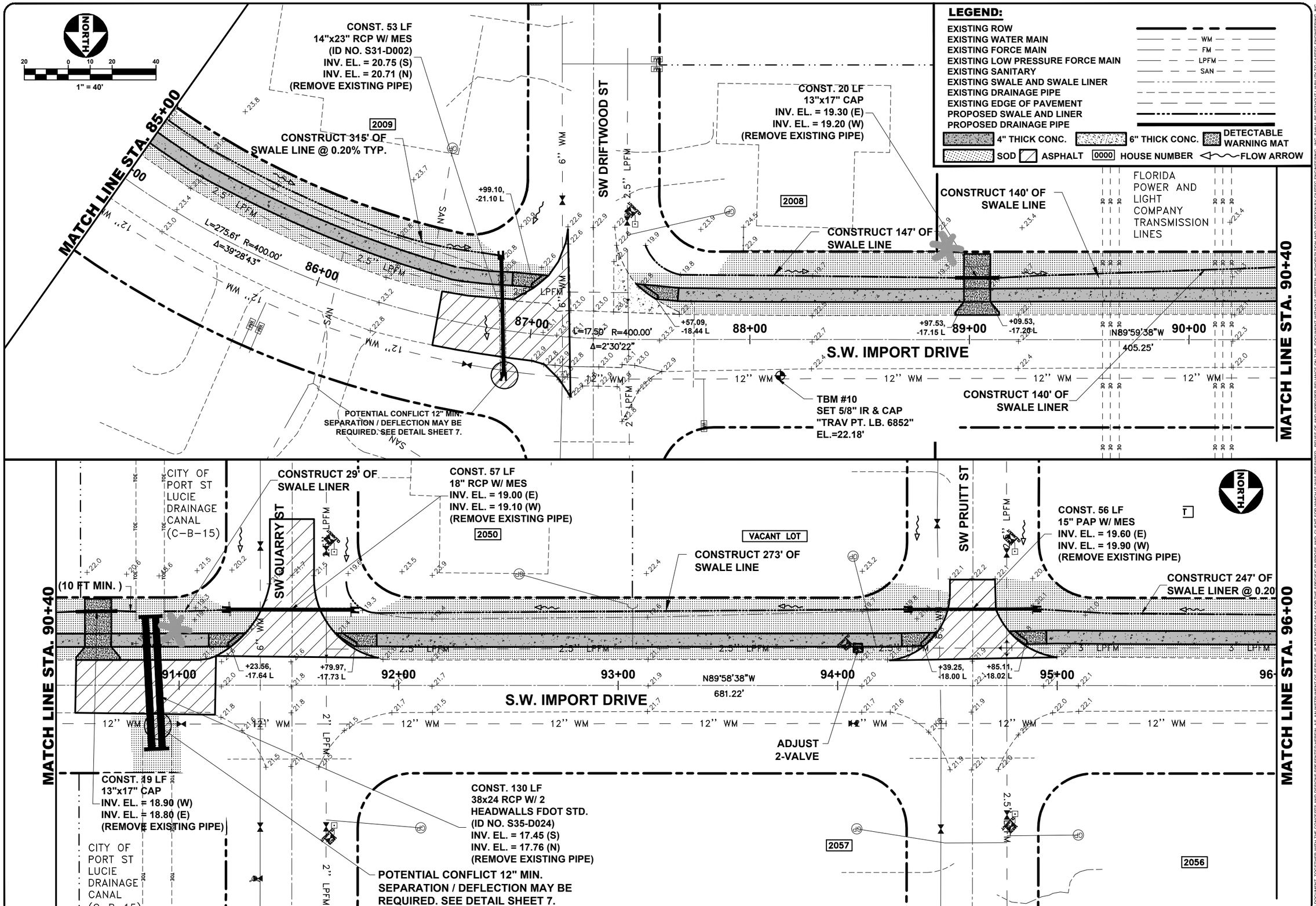

301 NW Flagle Ave
Stuart, Florida 34994
Phone: (772) 692-4344
Fax: (772) 692-4341
CAPTEC Engineering, Inc.
Civil Engineering Professionals
Engineering Business No. EB-0007657

DATE:	8/27/21
DRAWN BY:	JTC
DESIGNED BY:	ADO
CHECKED BY:	JWC
PROJECT No.:	1813.19
HORZ. SCALE:	1" 40'
VERT. SCALE:	N/A
CADD FILE:	SBase

NO.	DATE	BY	REVISIONS
1	8/27/21	ADO	APPROVED FOR CONSTRUCTION

SCALE VERIFICATION
0 0.5
SOLID BAR IS EQUAL TO HALF AN INCH ON ORIGINAL DRAWING. ADJUST ALL SCALED DIMENSIONS ACCORDINGLY

S.W. IMPORT DRIVE SIDEWALK DESIGN (PHASE 2)
CITY OF PORT ST. LUCIE, FLORIDA

PLAN SHEET

Joseph W. Capra
301 NW Flagler Ave
Stuart, Florida 34994
P.E. No. 37638

Printed Date:

JOB No.: 1813.19
SHEET 15 OF 46

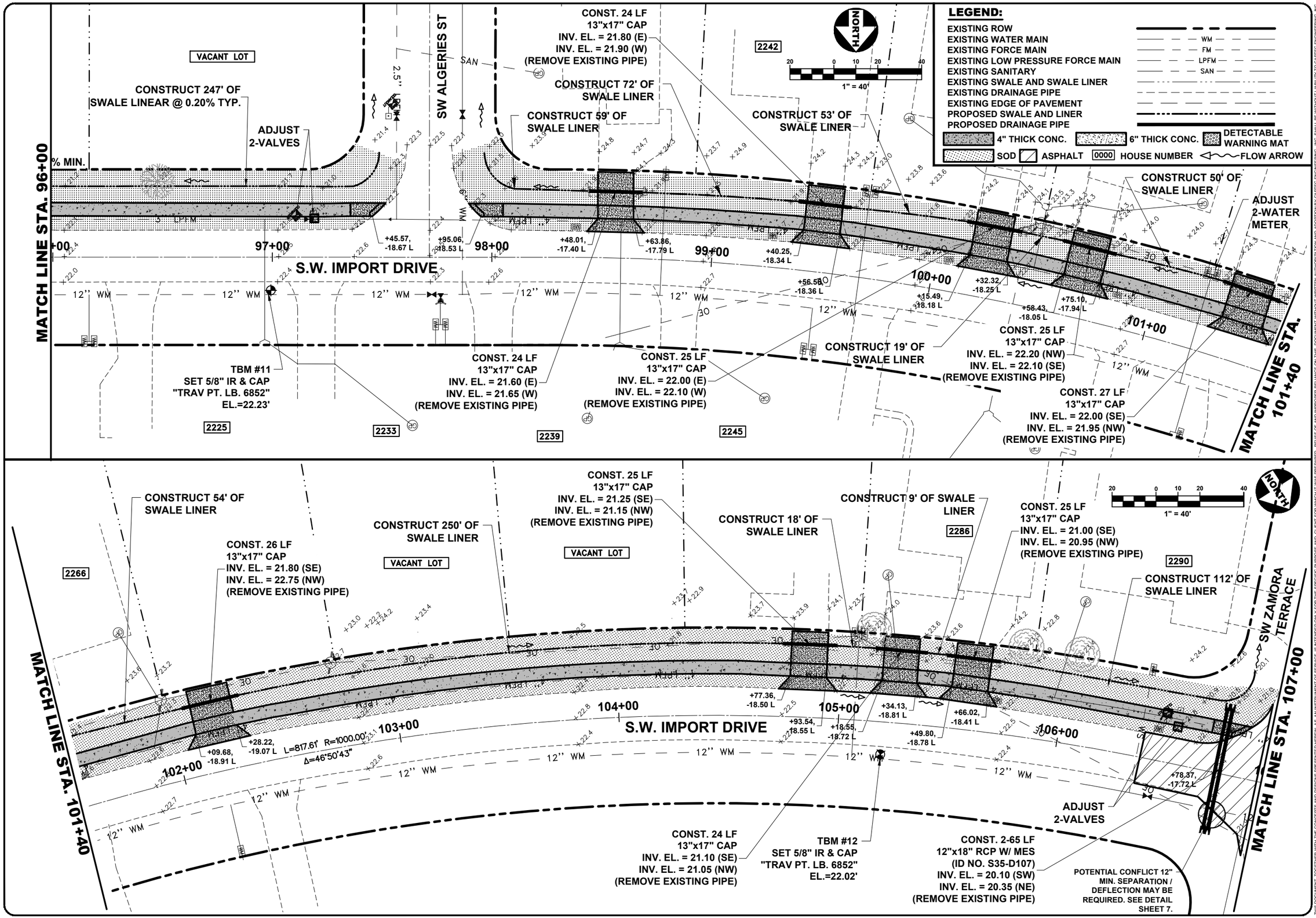

301 NW Flagler Ave
Stuart, Florida 34994
Phone: (772) 692-4344
Fax: (772) 692-4341
CAPTEC Engineering, Inc.
Civil Engineering Professionals
Engineering Business No. EB-0007657

DATE:	8/27/21
DRAWN BY:	JTC
DESIGNED BY:	ADO
CHECKED BY:	JWC
PROJECT No.:	1813.19
HORZ. SCALE:	1" 40'
VERT. SCALE:	N/A
CADD FILE:	SBase

NO.	DATE	BY	REVISIONS
1	8/27/21	ADO	APPROVED FOR CONSTRUCTION

SCALE VERIFICATION: 0 — 0.5. SOLID BAR IS EQUAL TO HALF AN INCH ON ORIGINAL DRAWING. ADJUST ALL SCALED DIMENSIONS ACCORDINGLY

S.W. IMPORT DRIVE SIDEWALK DESIGN (PHASE 2)
CITY OF PORT ST. LUCIE, FLORIDA

PLAN SHEET

Joseph W. Capra
301 NW Flagler Ave
Stuart, Florida 34994
P.E. No. 37638

Printed Date:

JOB No.: 1813.19
SHEET 16 OF 46

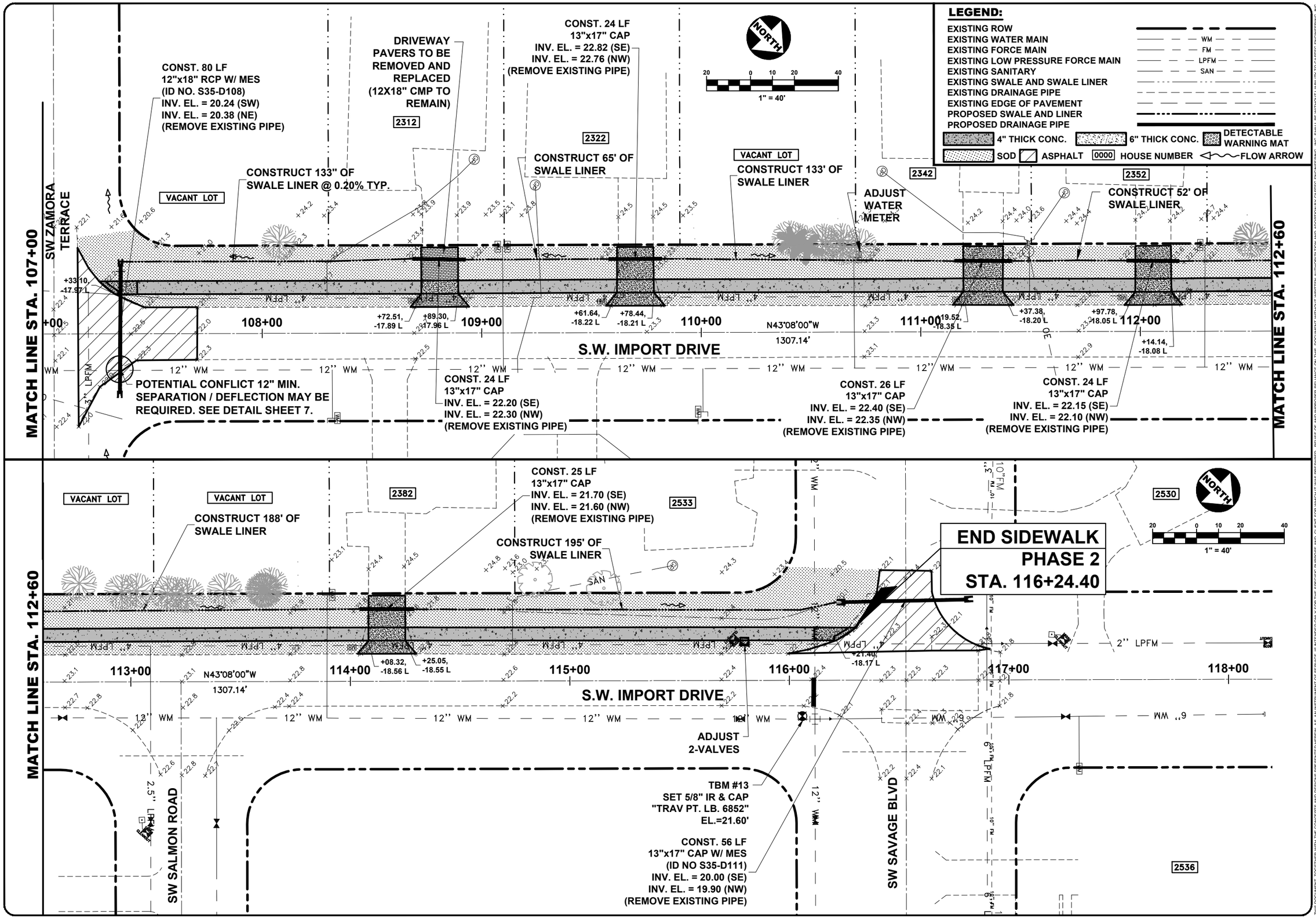

301 NW Flagler Ave
Stuart, Florida 34994
Phone: (772) 692-4344
Fax: (772) 692-4341
CAPTEC Engineering, Inc.
Civil Engineering Professionals
Engineering Business No. EB-0007657

DATE: 8/27/21
DRAWN BY: JTC
DESIGNED BY: ADO
CHECKED BY: JWC
PROJECT No.: 1813.19
HORZ. SCALE: 1" 40'
VERT. SCALE: N/A
CADD FILE: S3base

NO.	DATE	BY	REVISIONS
1	8/27/21	ADO	APPROVED FOR CONSTRUCTION

SCALE VERIFICATION
0 0.5
SOLID BAR IS EQUAL TO HALF AN INCH ON ORIGINAL DRAWING. ADJUST ALL SCALED DIMENSIONS ACCORDINGLY

S.W. IMPORT DRIVE SIDEWALK DESIGN (PHASE 2)
CITY OF PORT ST. LUCIE, FLORIDA

PLAN SHEET

Joseph W. Capra
301 NW Flagler Ave
Stuart, Florida 34994
P.E. No. 37638

Printed Date:

JOB No.: 1813.19
SHEET 17 OF 46

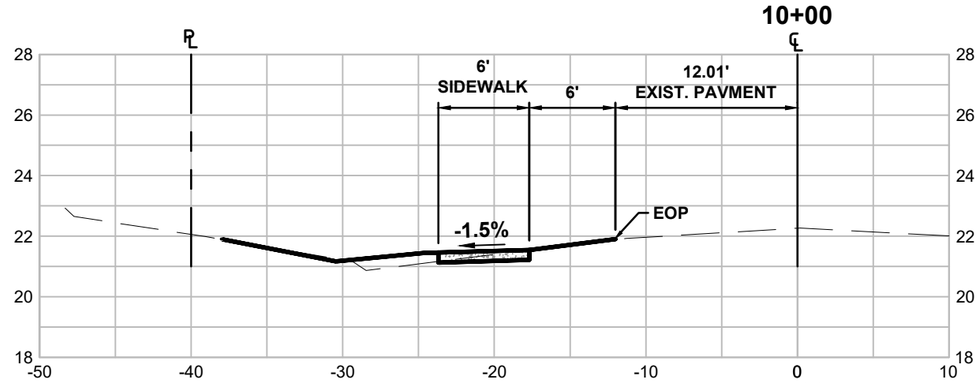

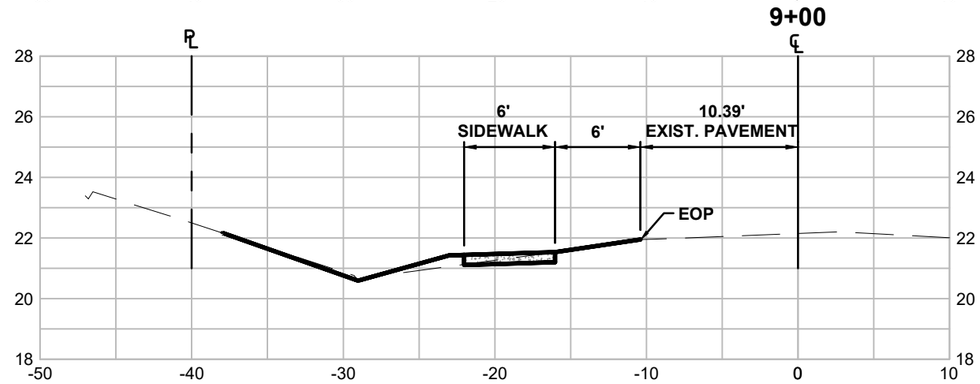

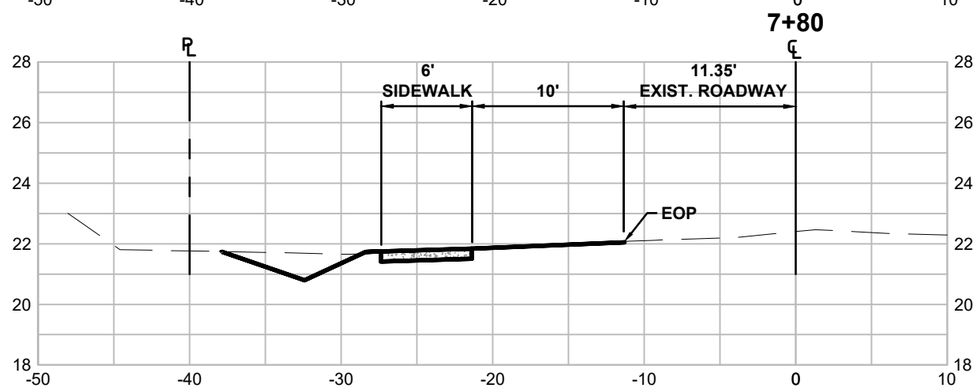

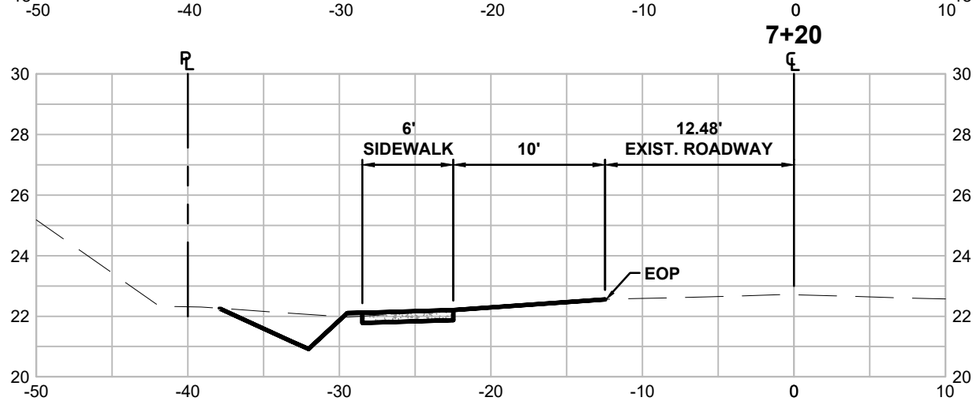

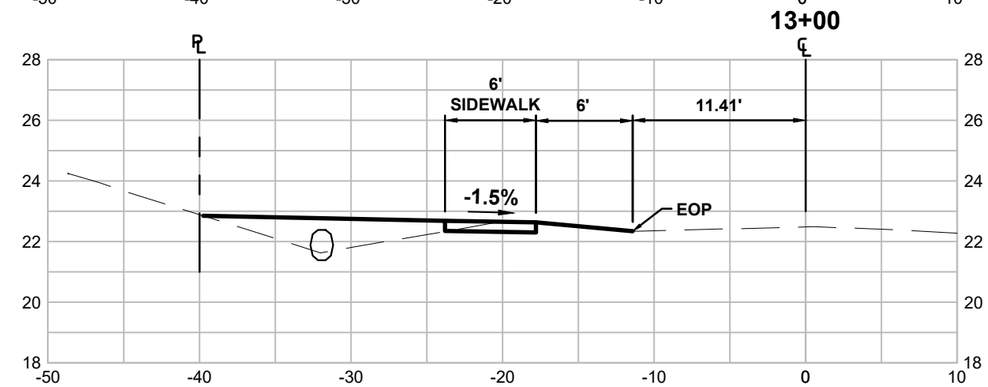

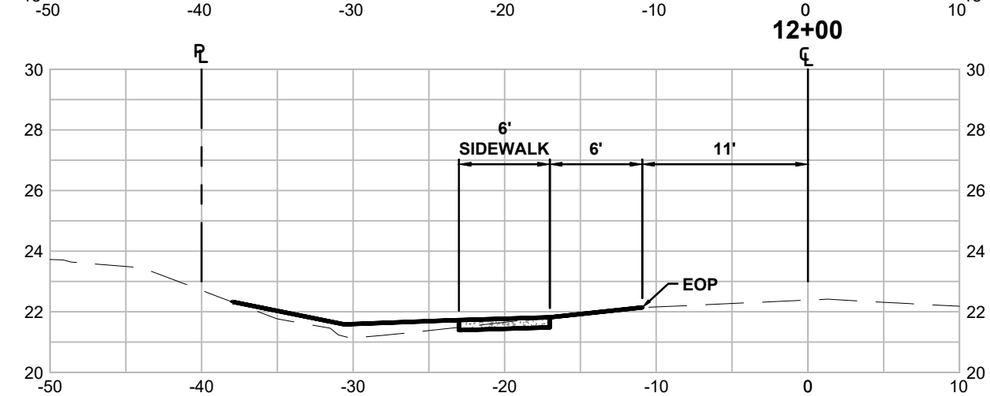

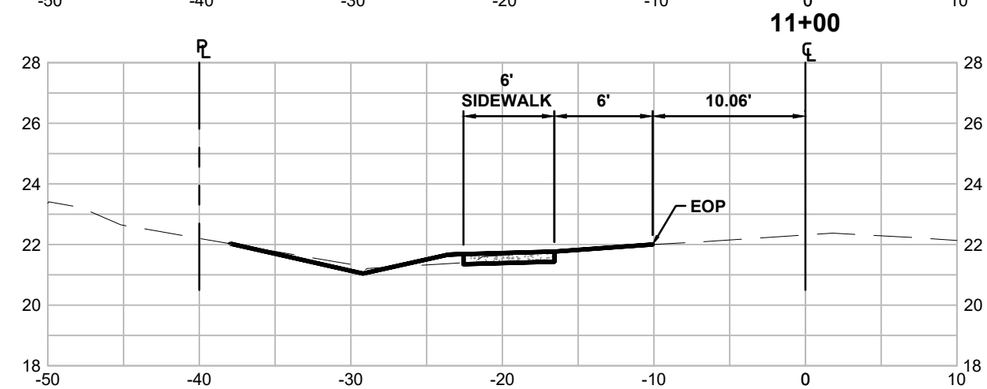

301 NW Flagler Ave
Stuart, Florida 34994
Phone: (772) 692-4344
Fax: (772) 692-4341
CAPTEC Engineering, Inc.
Civil Engineering Professionals
Engineering Business
No. EB-0007657

DATE: 8/27/21
DRAWN BY: MDR
DESIGNED BY: ADO
CHECKED BY: JWC
PROJECT No.: 1813.19
HORZ. SCALE: 1" = 20'
VERT. SCALE: 1" = 10'
CADD FILE: SSections

NO.	DATE	BY	REVISIONS
1	8/27/21	ADO	APPROVED FOR CONSTRUCTION

SCALE VERIFICATION
0 0.5
SOLID BAR IS EQUAL TO HALF AN INCH ON ORIGINAL DRAWING. ADJUST ALL SCALED DIMENSIONS ACCORDINGLY

S.W. IMPORT DRIVE SIDEWALK DESIGN (PHASE 1)

CITY OF PORT ST. LUCIE, FLORIDA

CROSS SECTIONS

Joseph W. Capra
301 NW Flagler Ave
Stuart, Florida 34994
P.E. No. 37638

Printed Date:

JOB No.: 1813.19
SHEET 18 OF 46

18+00

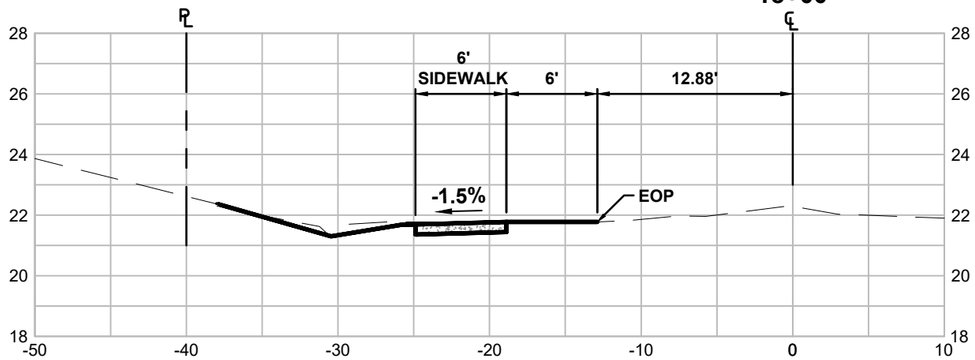

17+00

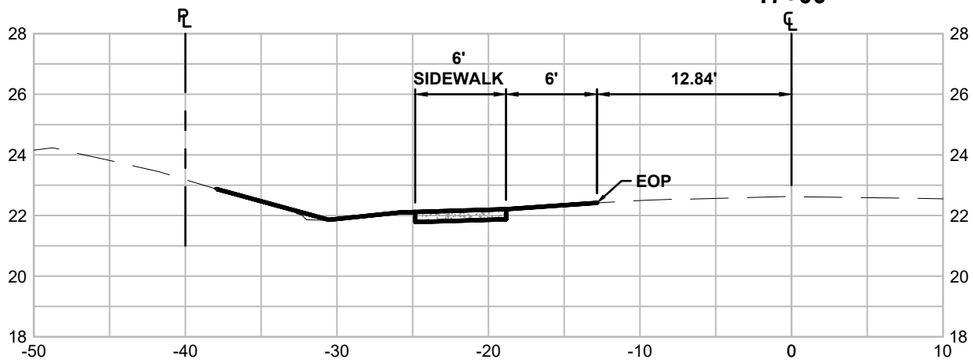

16+00

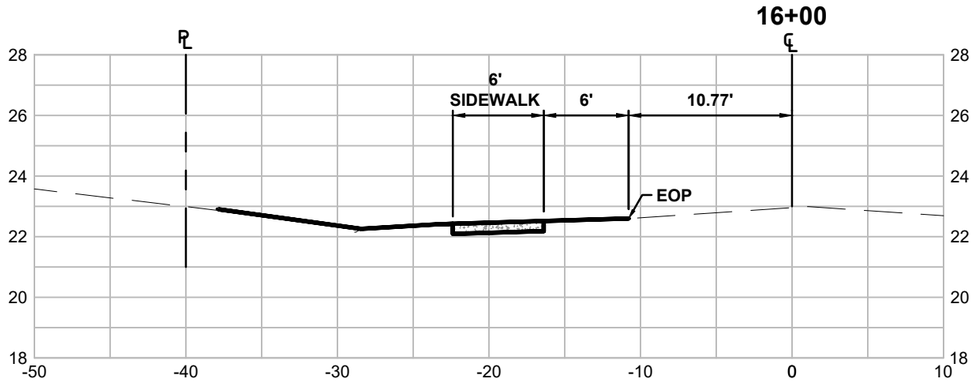

15+00

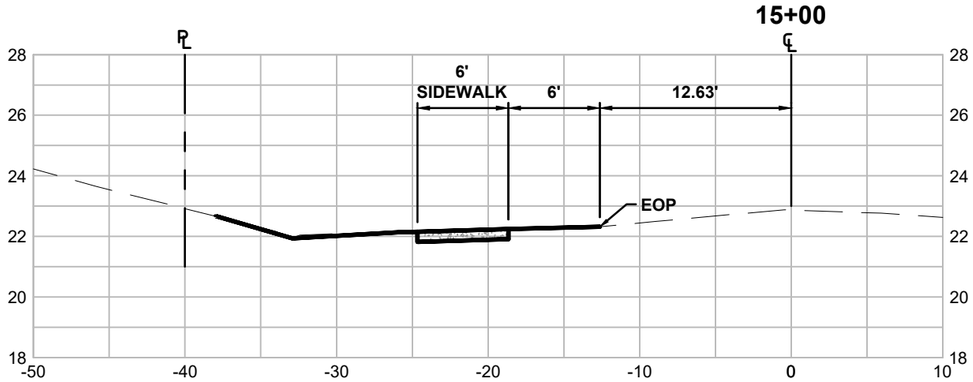

22+00

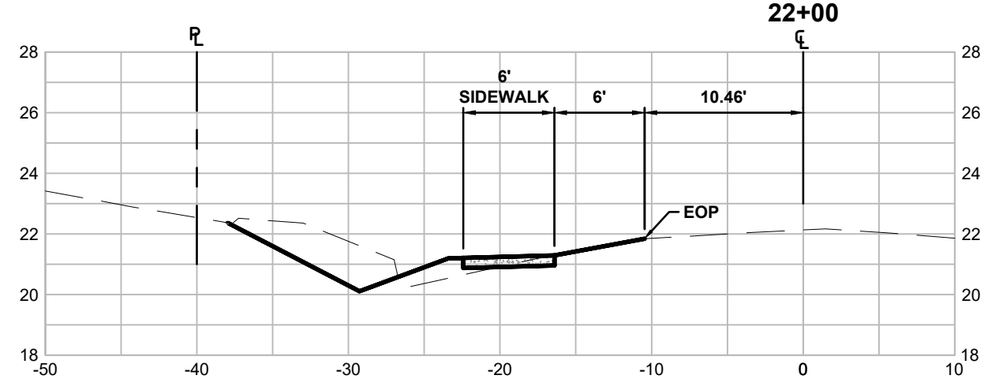

21+00

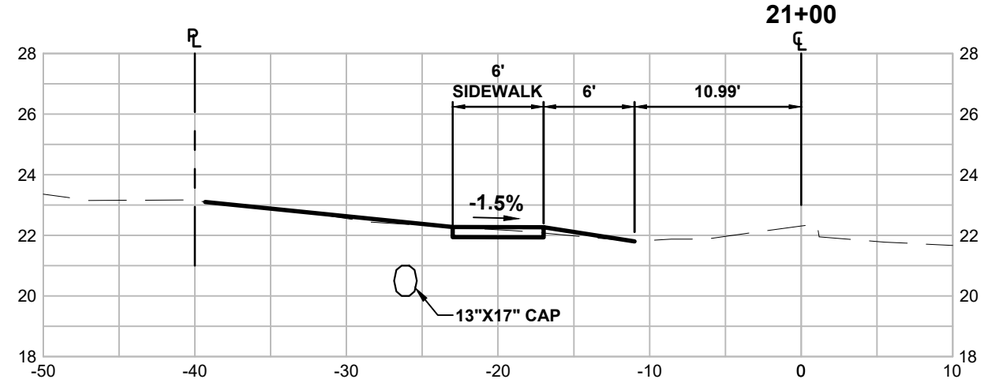

20+00

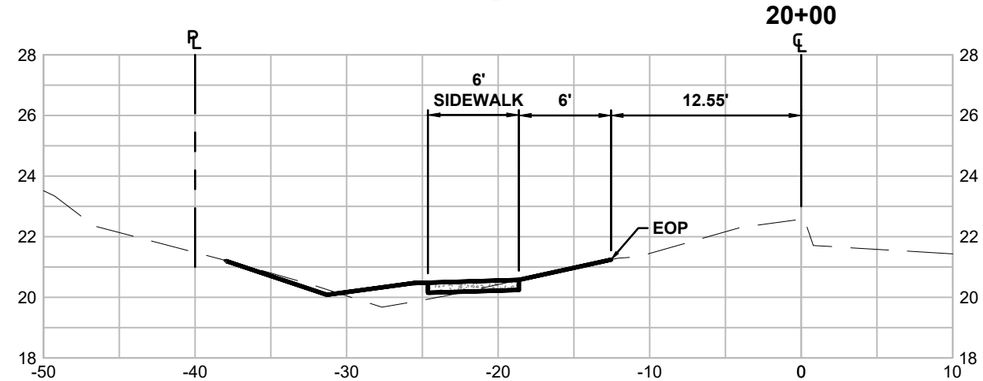

19+00

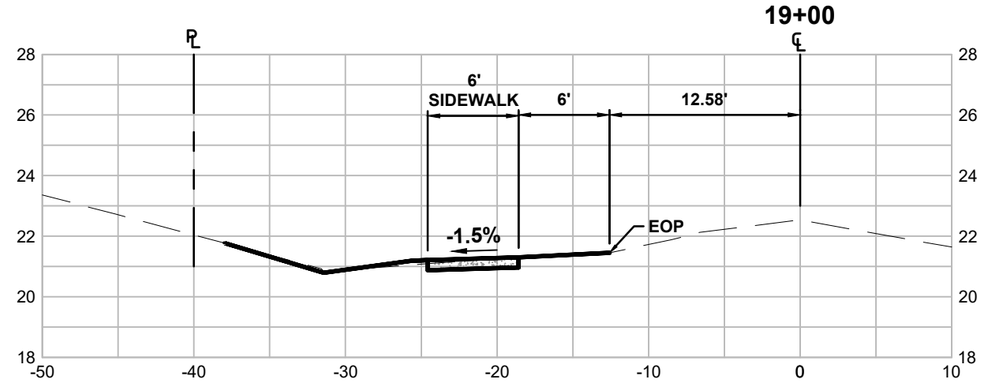

301 NW Flagle Ave
Stuart, Florida 34994
Phone: (772) 692-4344
Fax: (772) 692-4341
CAPTEC Engineering, Inc.
Civil Engineering Professionals
Engineering Business No. EB-0007657

DATE: 8/27/21
DRAWN BY: MDR
DESIGNED BY: ADO
CHECKED BY: JWC
PROJECT No.: 1813.19
HORZ. SCALE: 1" = 2'
VERT. SCALE: 1" = 10'
CADD FILE: 18sections

NO.	DATE	BY	REVISIONS
1	8/27/21	ADO	APPROVED FOR CONSTRUCTION

SCALE VERIFICATION
0 — 0.5
SOLID BAR IS EQUAL TO HALF AN INCH ON ORIGINAL DRAWING. ADJUST ALL SCALED DIMENSIONS ACCORDINGLY

S.W. IMPORT DRIVE SIDEWALK DESIGN (PHASE 1)

CITY OF PORT ST. LUCIE, FLORIDA

CROSS SECTIONS

Joseph W. Capra
301 NW Flagler Ave
Stuart, Florida 34994
P.E. No. 37638

Printed Date:

JOB No.: 1813.19
SHEET 19 OF 46

26+00

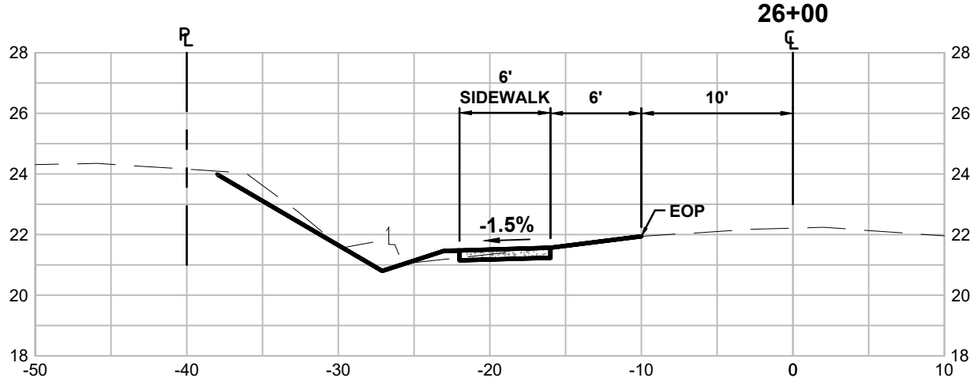

25+00

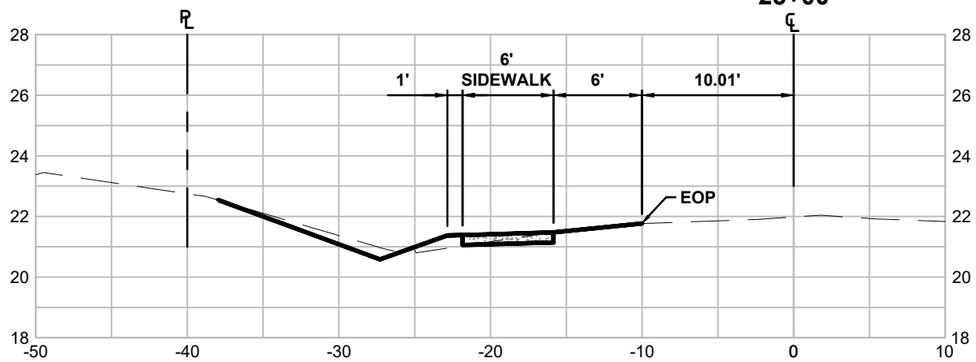

24+00

23+00

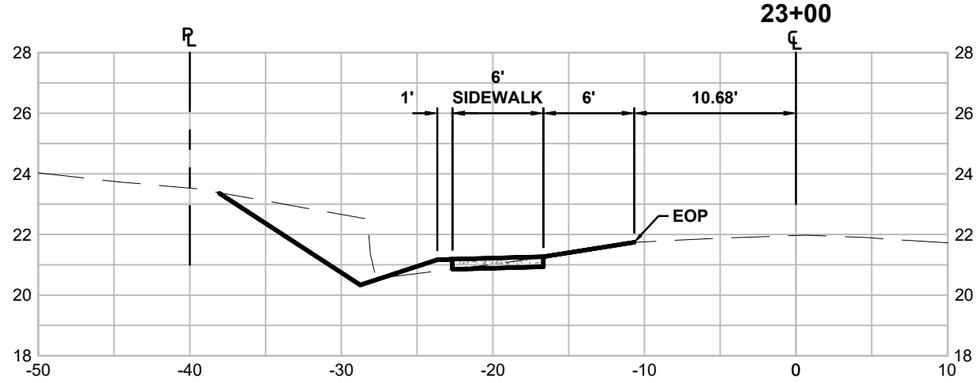

30+00

29+00

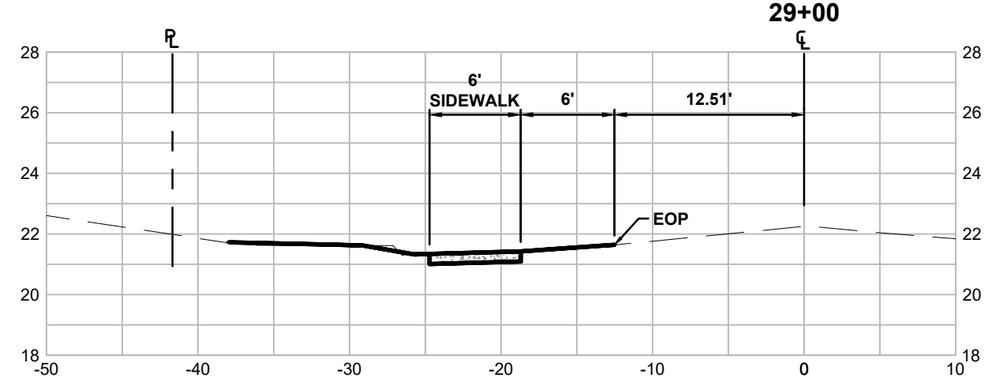

28+00

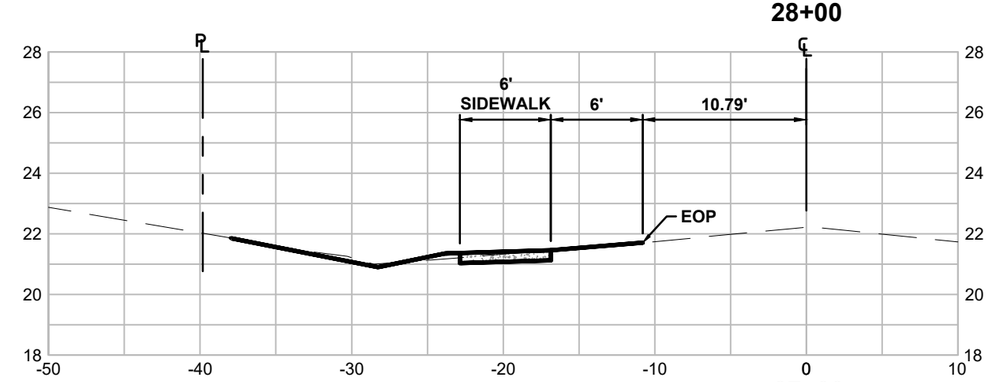

27+00

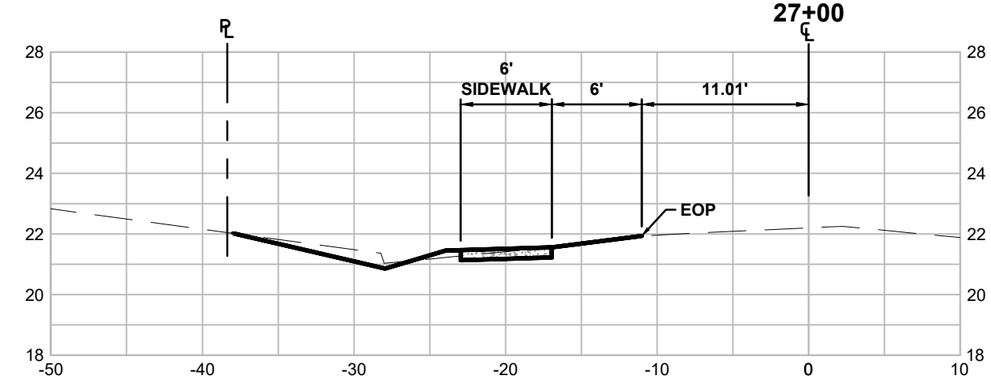

301 NW Flagle Ave
Stuart, Florida 34994
Phone: (772) 692-4344
Fax: (772) 692-4341
CAPTEC Engineering, Inc.
Civil Engineering Professionals
Engineering Business No. EB-0007657

DATE: 8/27/21
DRAWN BY: MDR
DESIGNED BY: ADO
CHECKED BY: JWC
PROJECT No.: 1813.19
HORZ. SCALE: 1" = 2'
VERT. SCALE: 1" = 10'
CADD FILE: SSections

NO.	DATE	BY	REVISIONS
1	7/28/21	ADO	APPROVED FOR CONSTRUCTION

SCALE VERIFICATION
0 — 0.5
SOLID BAR IS EQUAL TO HALF AN INCH ON ORIGINAL DRAWING. ADJUST ALL SCALED DIMENSIONS ACCORDINGLY

S.W. IMPORT DRIVE SIDEWALK DESIGN (PHASE 1)

CITY OF PORT ST. LUCIE, FLORIDA

CROSS SECTIONS

Joseph W. Capra
301 NW Flagler Ave
Stuart, Florida 34994
P.E. No. 37638

Printed Date:

JOB No.: 1813.19
SHEET 20 OF 46

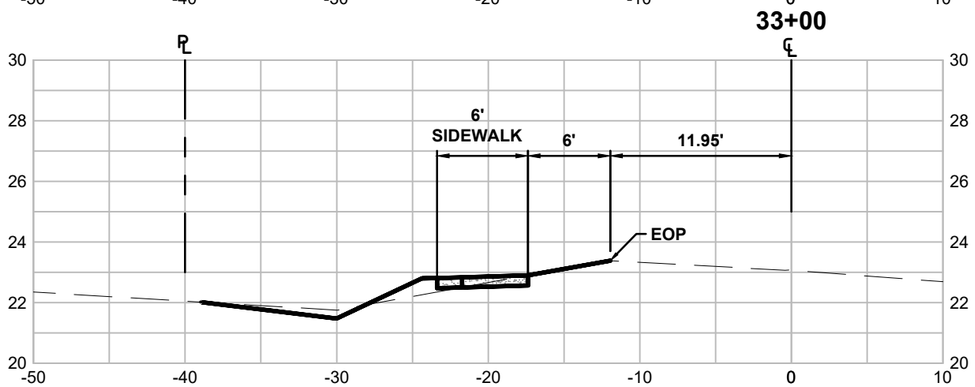

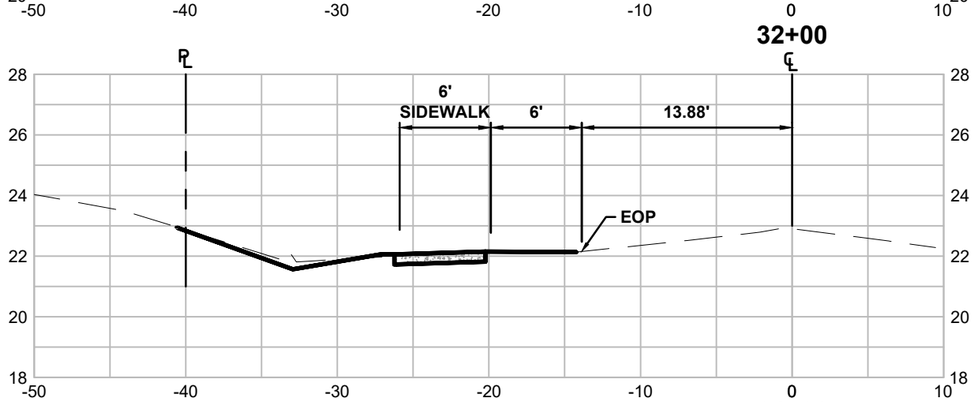

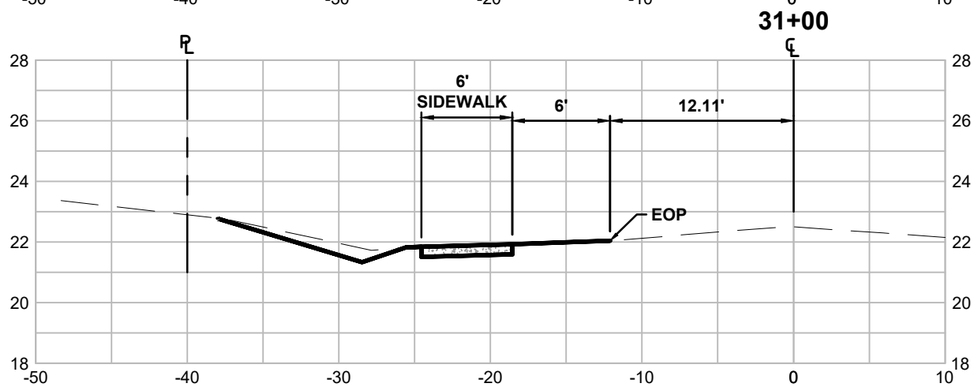

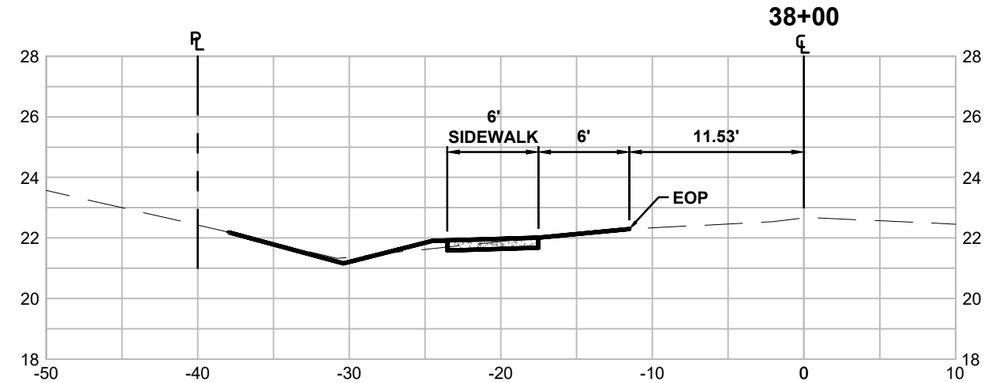

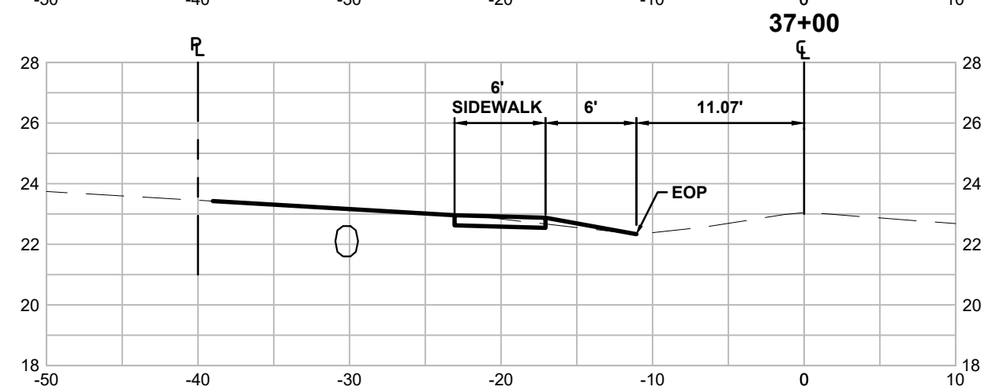

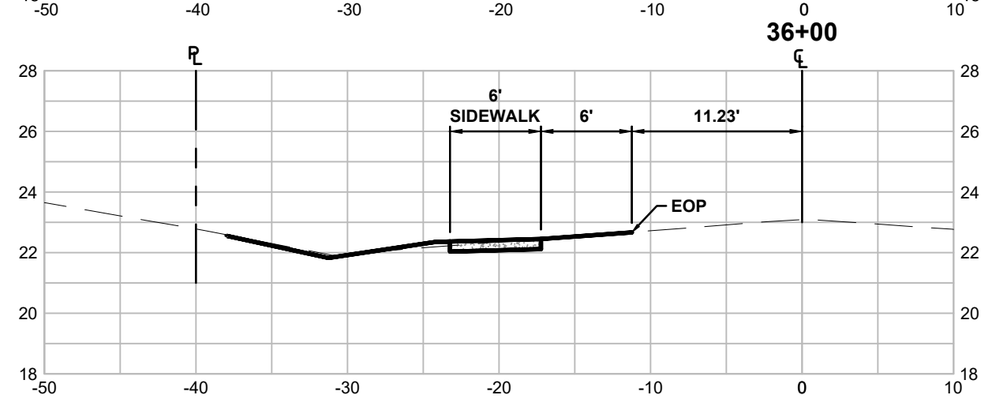

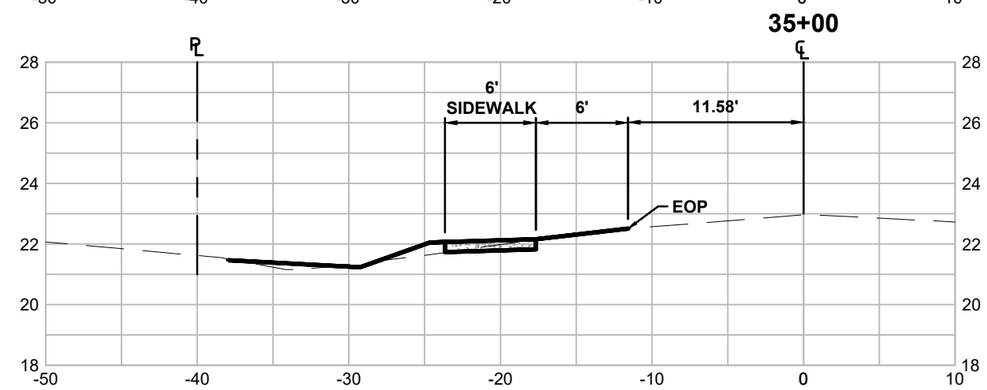

301 NW Flagle Ave
Stuart, Florida 34994
Phone: (772) 692-4344
Fax: (772) 692-4341
CAPTEC Engineering, Inc.
Civil Engineering Professionals
Engineering Business
No. EB-0007657

DATE: 8/27/21
DRAWN BY: MDR
DESIGNED BY: ADO
CHECKED BY: JWC
PROJECT No.: 1813.19
HORZ. SCALE: 1" = 2'
VERT. SCALE: 1" = 10'
CADD FILE: 5Sections

NO.	DATE	BY	REVISIONS
1	7/28/21	ADO	APPROVED FOR CONSTRUCTION

SCALE VERIFICATION
0 — 0.5
SOLID BAR IS EQUAL TO HALF AN INCH ON PORTRAIT DRAWING. ADJUST ALL SCALED DIMENSIONS ACCORDINGLY

S.W. IMPORT DRIVE SIDEWALK DESIGN (PHASE 1)

CITY OF PORT ST. LUCIE, FLORIDA

CROSS SECTIONS

Joseph W. Capra
301 NW Flagler Ave
Stuart, Florida 34994
P.E. No. 37638

Printed Date:

JOB No.: 1813.19
SHEET 21 OF 46

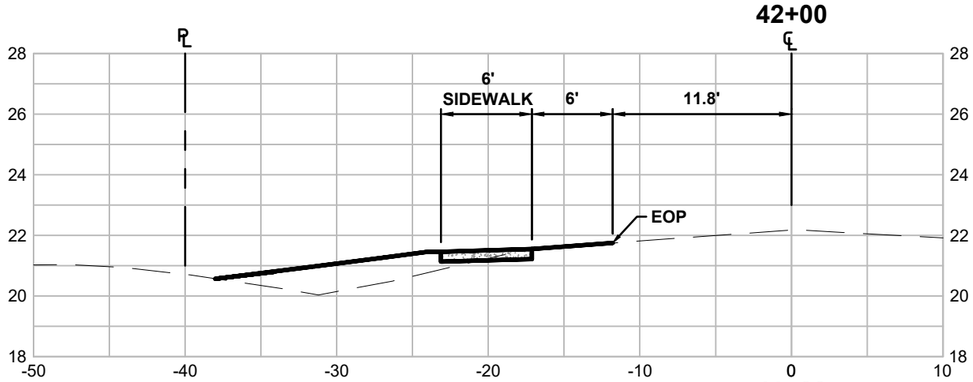

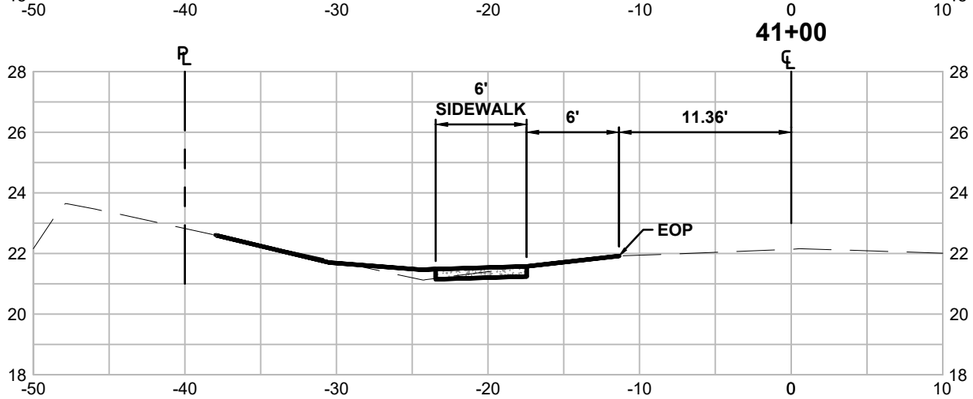

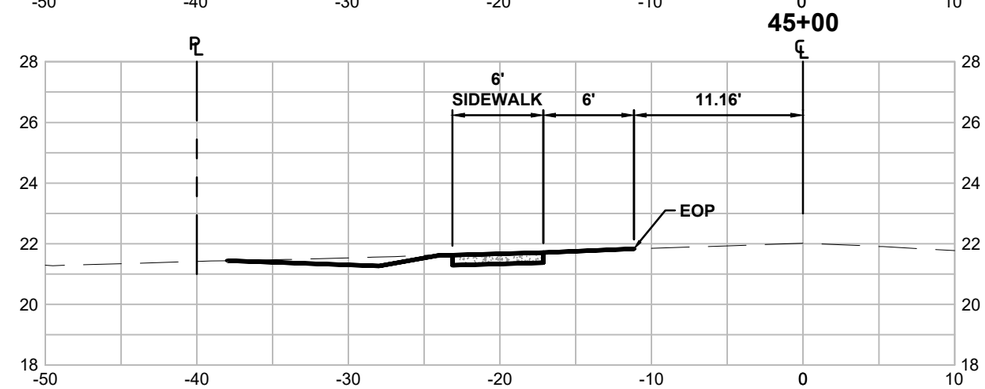

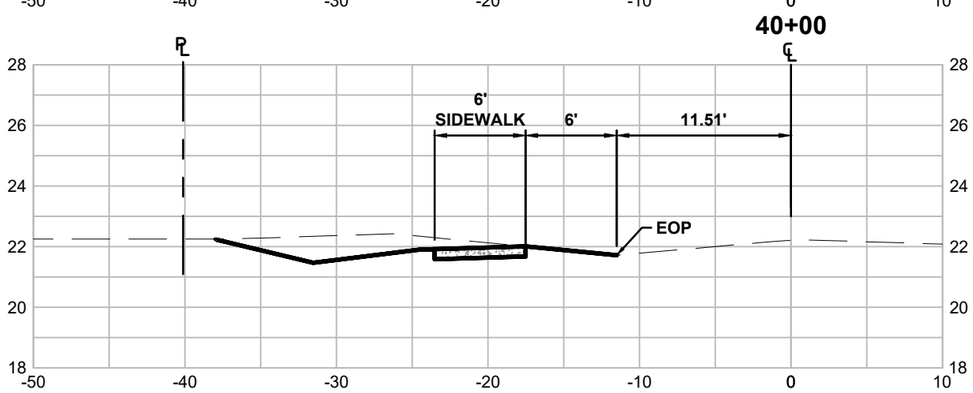

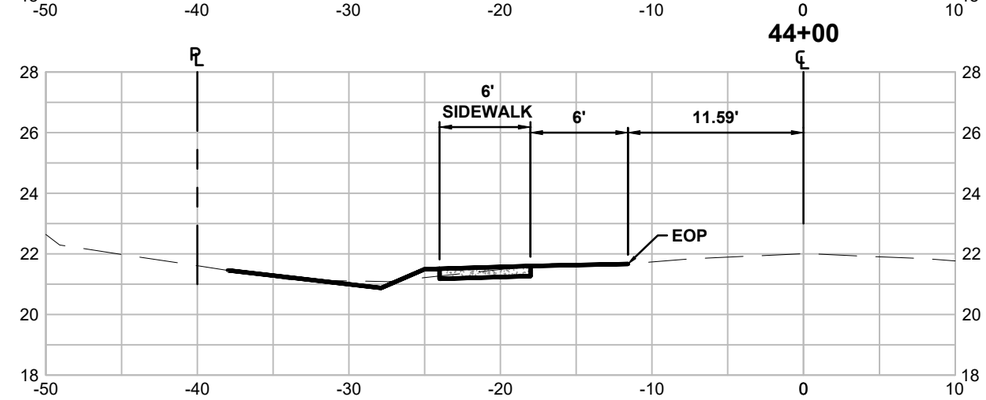

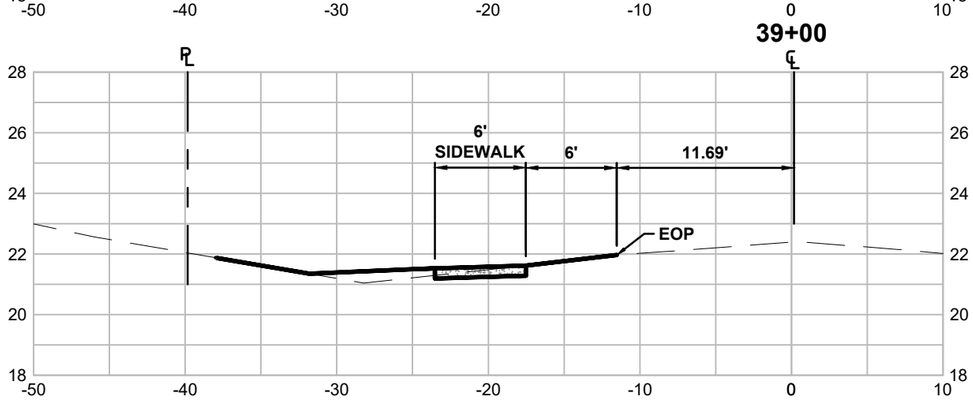

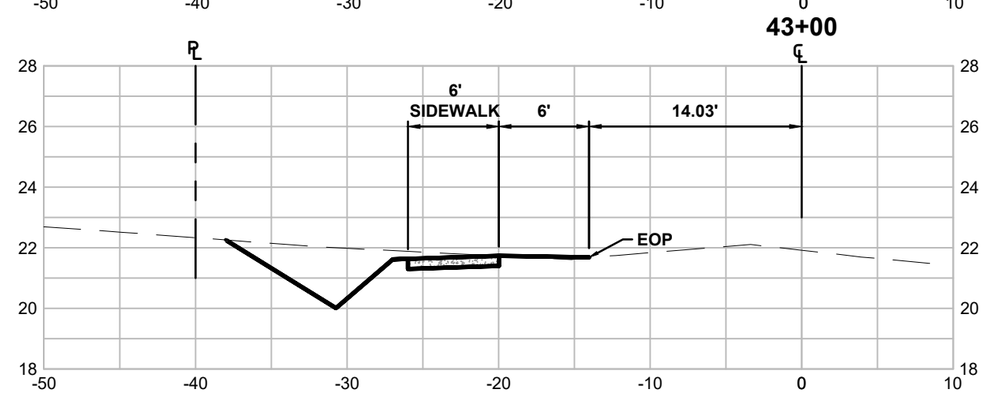

301 NW Flagler Ave
Stuart, Florida 34994
Phone: (772) 692-4344
Fax: (772) 692-4341

CAPTEC Engineering, Inc.
Civil Engineering Professionals
Engineering Business No. EB-0007657

DATE: 8/27/21
DRAWN BY: MDR
DESIGNED BY: ADO
CHECKED BY: JWC
PROJECT No.: 1813.19
HORZ. SCALE: 1" = 2'
VERT. SCALE: 1" = 10'
CADD FILE: SSections

NO.	DATE	BY	REVISIONS
1	8/27/21	ADO	APPROVED FOR CONSTRUCTION

SCALE VERIFICATION
0 — 0.5
SOLID BAR IS EQUAL TO HALF AN INCH ON ORIGINAL DRAWING. ADJUST ALL SCALED DIMENSIONS ACCORDINGLY

S.W. IMPORT DRIVE SIDEWALK DESIGN (PHASE 1)

CITY OF PORT ST. LUCIE, FLORIDA

CROSS SECTIONS

Joseph W. Capra
301 NW Flagler Ave
Stuart, Florida 34994
P.E. No. 37638

Printed Date:

JOB No.: 1813.19
SHEET 22 OF 46

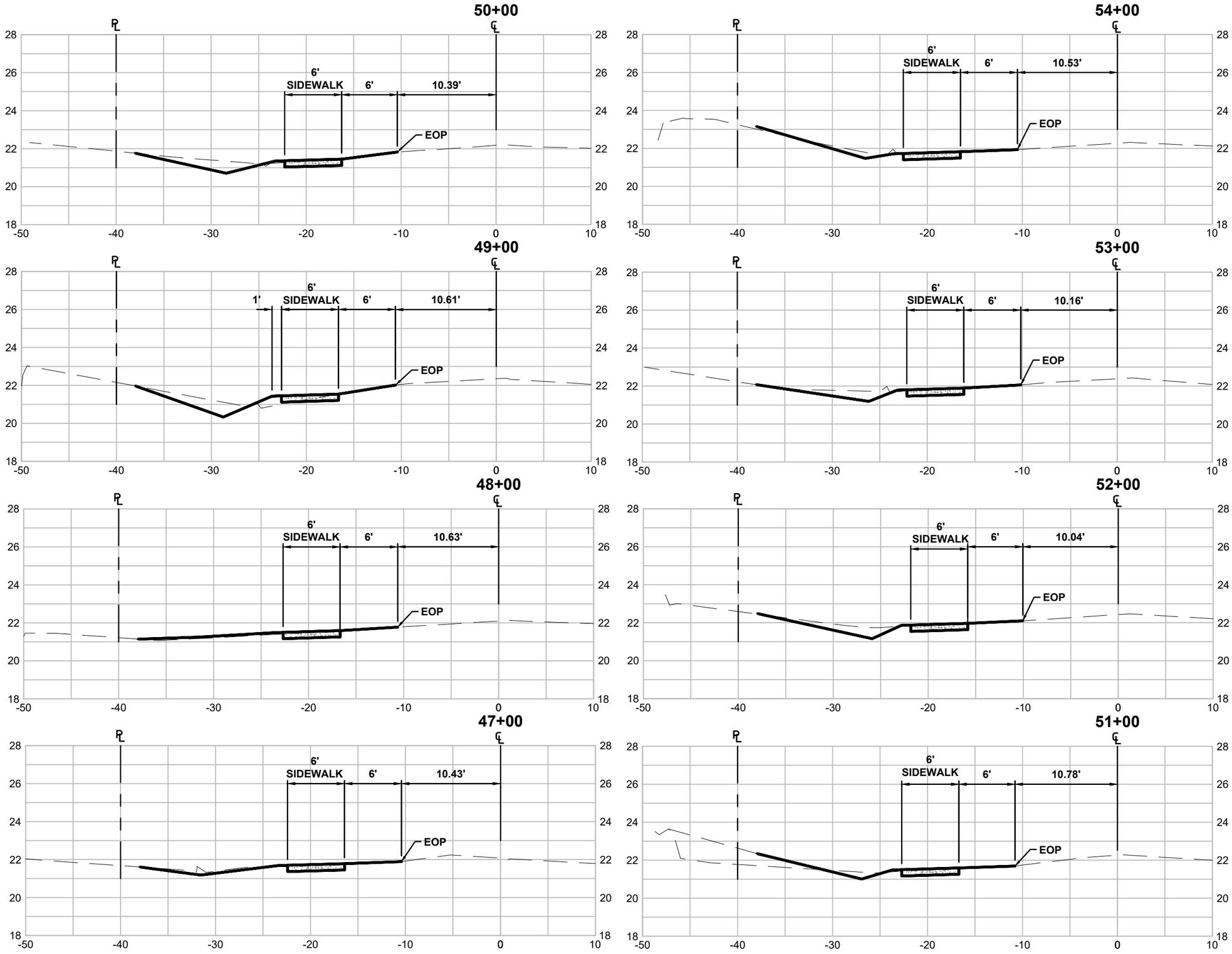

301 NW Flagler Ave
Stuart, Florida 34994
Phone: (772) 692-4344
Fax: (772) 692-4341
CAPTEC Engineering, Inc.
Civil Engineering Professionals
Engineering Business No. EB-0007657

DATE: 8/27/21
DRAWN BY: MDR
DESIGNED BY: ADO
CHECKED BY: JWC
PROJECT No.: 1813.19
HORZ. SCALE: 1" = 2'
VERT. SCALE: 1" = 10'
CADD FILE: SSections

NO.	DATE	BY	REVISIONS
1	7/28/21	ADO	APPROVED FOR CONSTRUCTION

SCALE VERIFICATION
0 — 0.5
SOLID BAR IS EQUAL TO HALF AN INCH ON ORIGINAL DRAWING. ADJUST ALL SCALED DIMENSIONS ACCORDINGLY

S.W. IMPORT DRIVE SIDEWALK DESIGN (PHASE 1)

CITY OF PORT ST. LUCIE, FLORIDA

CROSS SECTIONS

Joseph W. Capra
301 NW Flagler Ave
Stuart, Florida 34994
P.E. No. 37638

Printed Date:

JOB No.: 1813.19
SHEET 23 OF 46

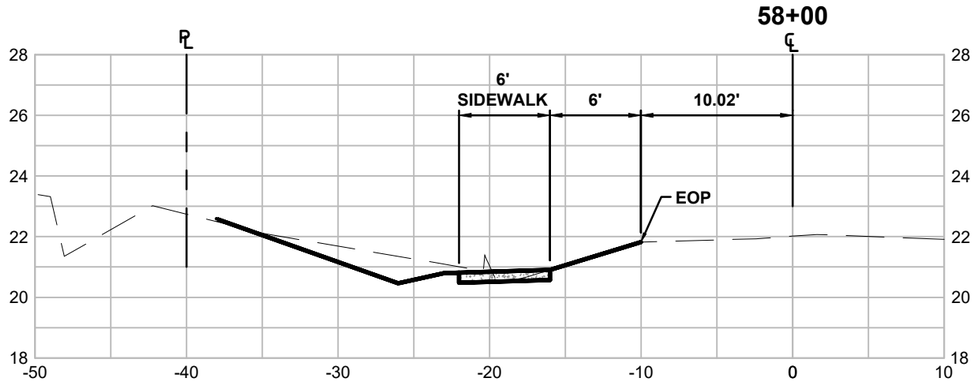

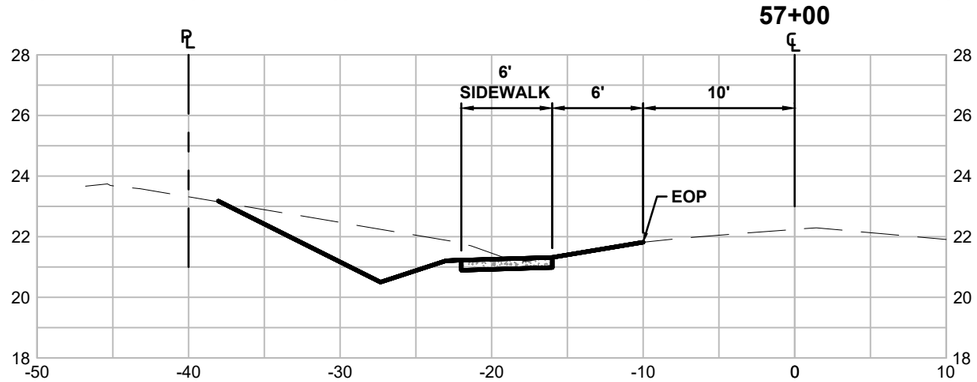

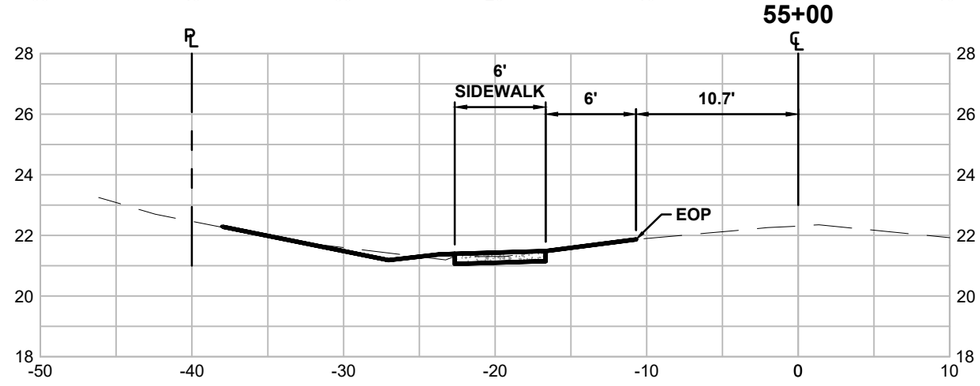

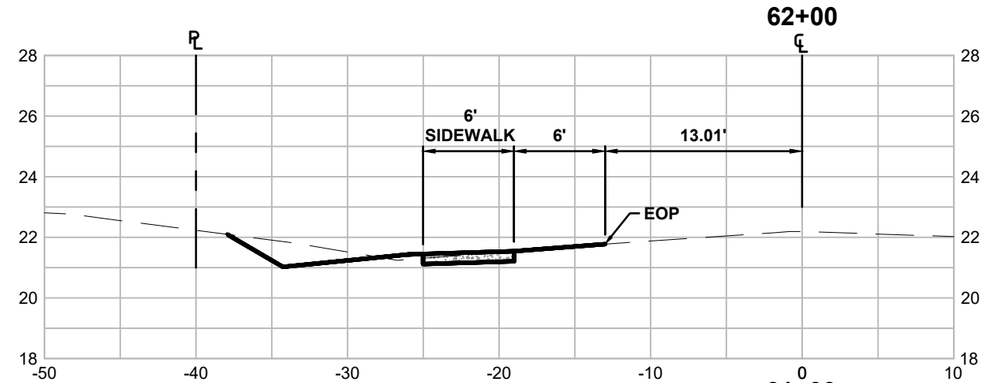

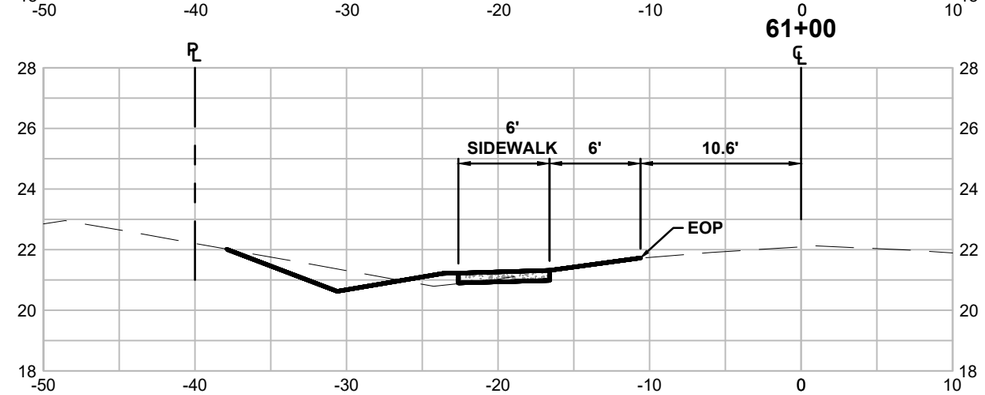

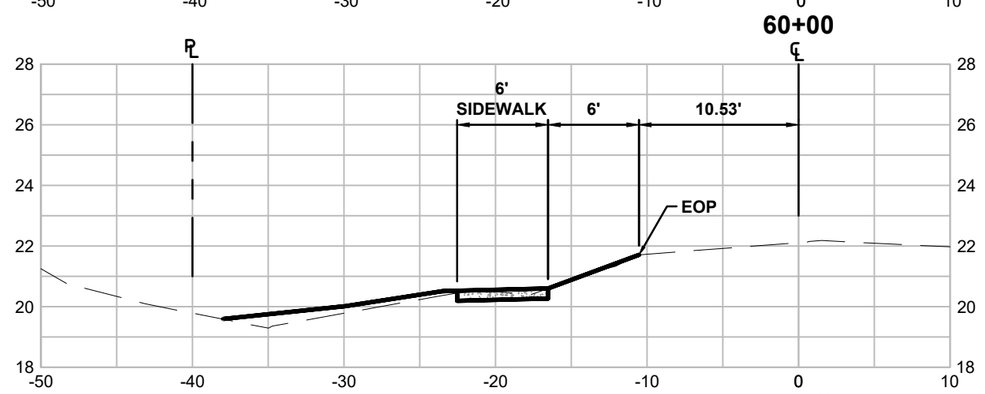

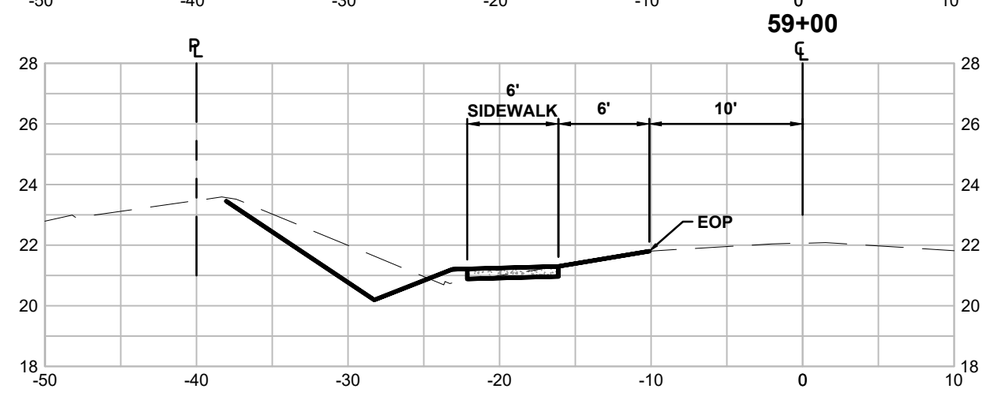

301 NW Flagle Ave
Stuart, Florida 34994
Phone: (772) 692-4344
Fax: (772) 692-4341
CAPTEC Engineering, Inc.
Civil Engineering Professionals
Engineering Business No. EB-0007657

DATE: 8/27/21
DRAWN BY: MDR
DESIGNED BY: ADO
CHECKED BY: JWC
PROJECT No.: 1813.19
HORZ. SCALE: 1" = 2'
VERT. SCALE: 1" = 10'
CADD FILE: 1Sections

NO.	DATE	BY	REVISIONS
1	8/27/21	ADO	APPROVED FOR CONSTRUCTION

SCALE VERIFICATION
0 — 0.5
SOLID BAR IS EQUAL TO HALF AN INCH ON ORIGINAL DRAWING. ADJUST ALL SCALED DIMENSIONS ACCORDINGLY

S.W. IMPORT DRIVE SIDEWALK DESIGN (PHASE 1)

CITY OF PORT ST. LUCIE, FLORIDA

CROSS SECTIONS

Joseph W. Capra
301 NW Flagler Ave
Stuart, Florida 34994
P.E. No. 37638

Printed Date:

JOB No.: 1813.19
SHEET 24 OF 46

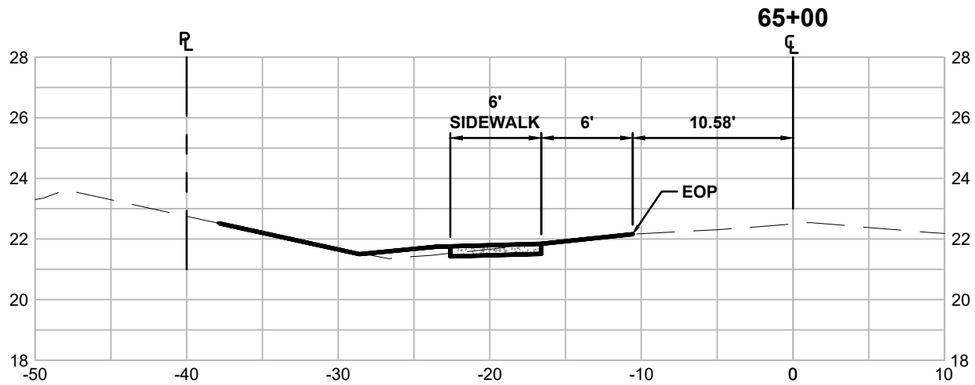

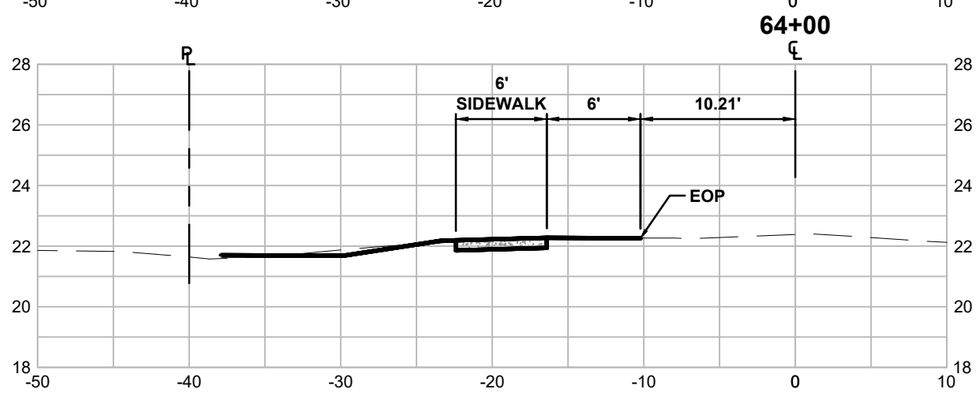

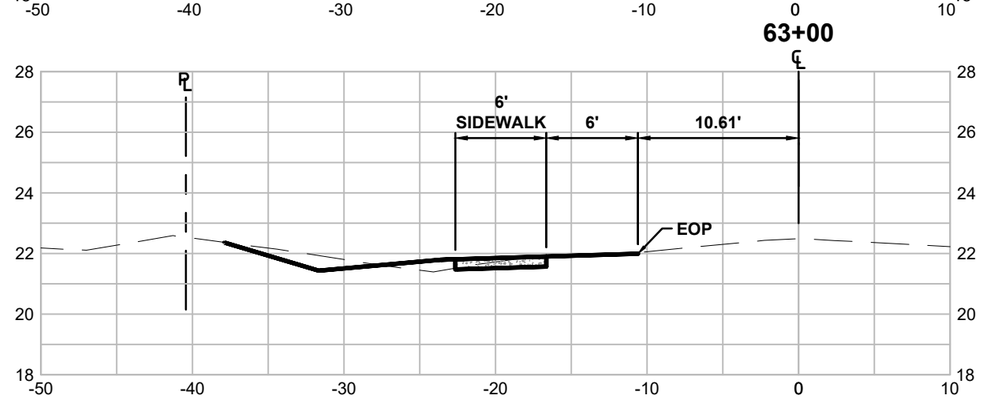

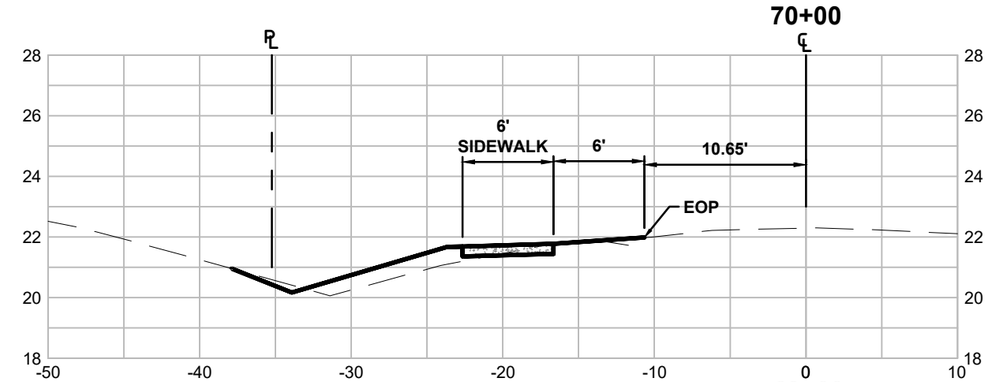

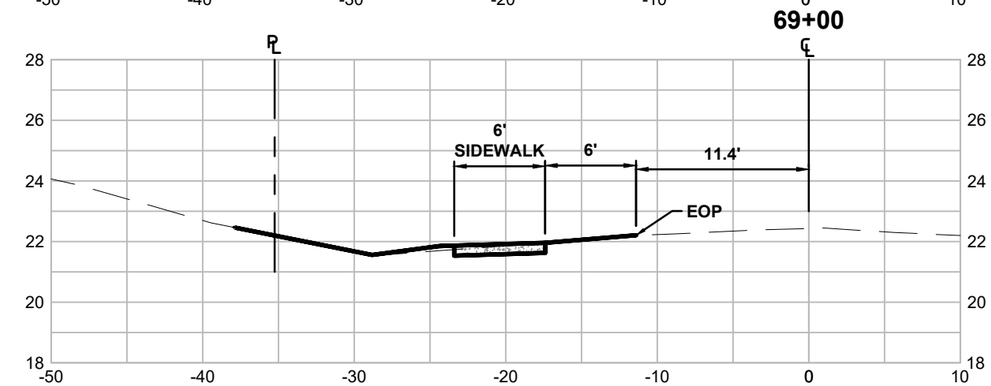

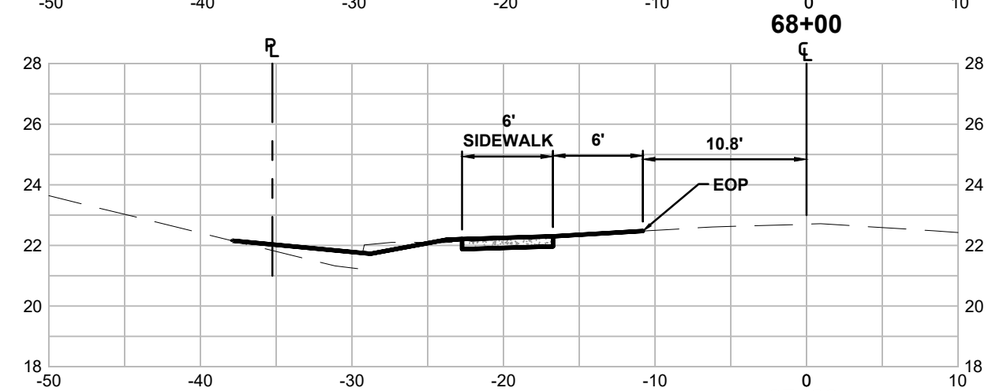

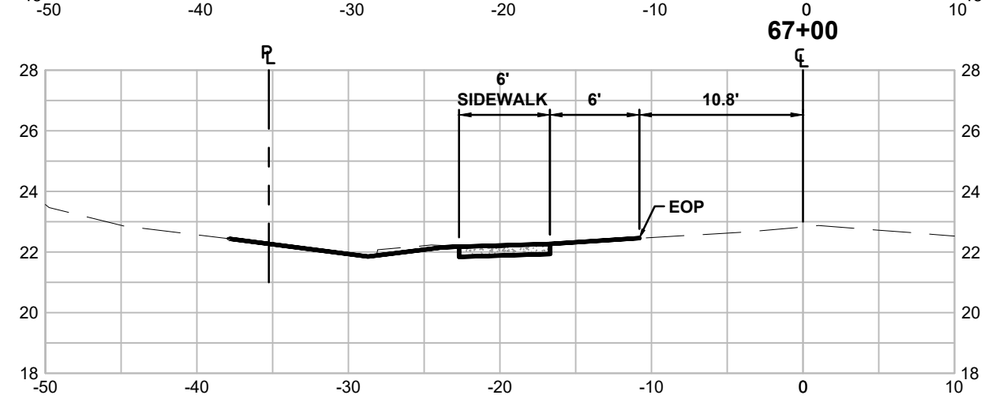

301 NW Flagler Ave
Stuart, Florida 34994
Phone: (772) 692-4344
Fax: (772) 692-4341
CAPTEC Engineering, Inc.
Civil Engineering Professionals
Engineering Business No. EB-0007657

DATE: 8/27/21
DRAWN BY: MDR
DESIGNED BY: ADO
CHECKED BY: JWC
PROJECT No.: 1813.19
HORZ. SCALE: 1" = 2'
VERT. SCALE: 1" = 10'
CADD FILE: SSections

NO.	DATE	BY	REVISIONS
1	8/27/21	ADO	APPROVED FOR CONSTRUCTION

SCALE VERIFICATION
0 — 0.5
SOLID BAR IS EQUAL TO HALF AN INCH ON ORIGINAL DRAWING. ADJUST ALL SCALED DIMENSIONS ACCORDINGLY

S.W. IMPORT DRIVE
SIDEWALK DESIGN (PHASE 2)
CITY OF PORT ST. LUCIE, FLORIDA

CROSS SECTIONS

Joseph W. Capra
301 NW Flagler Ave
Stuart, Florida 34994
P.E. No. 37638

Printed Date:

JOB No.: 1813.19
SHEET 25 OF 46

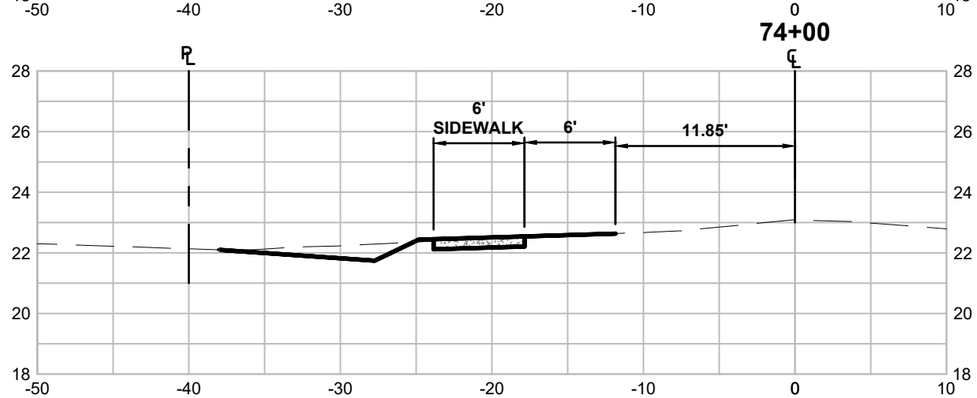

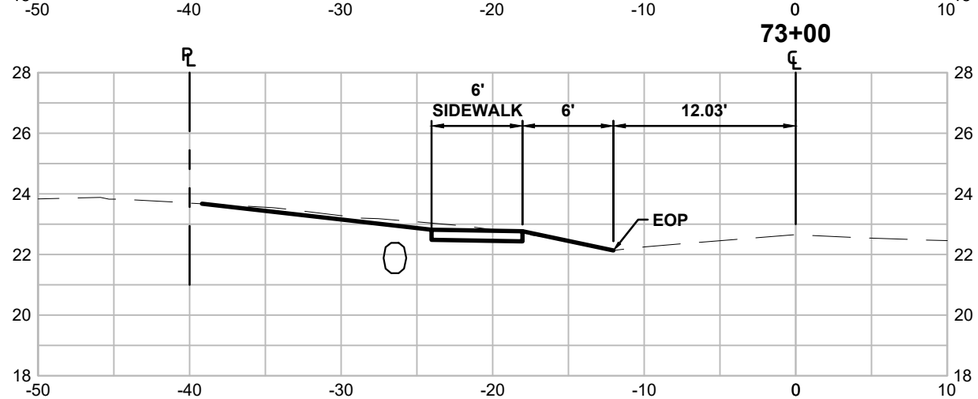

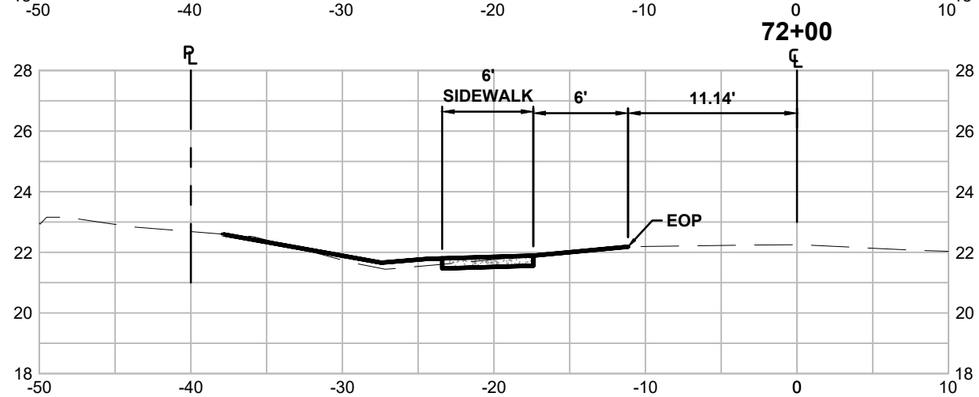

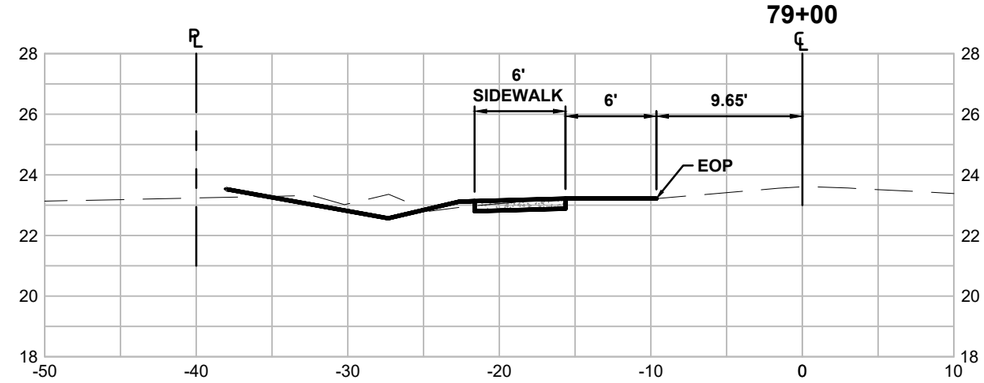

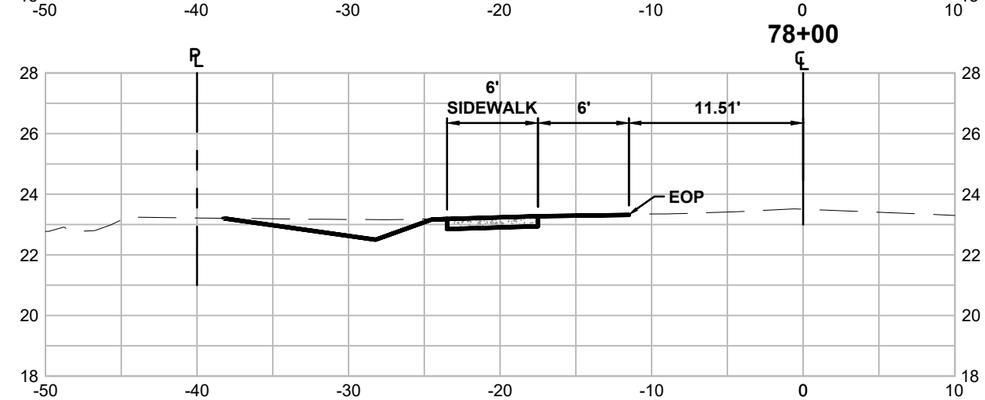

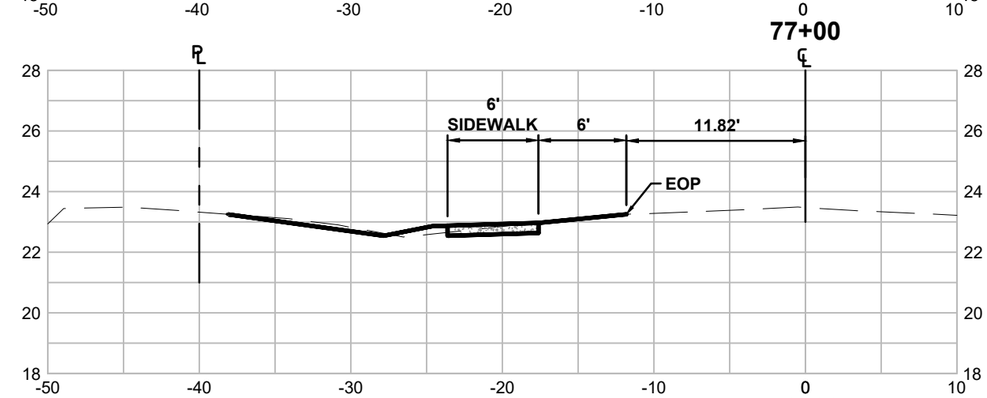

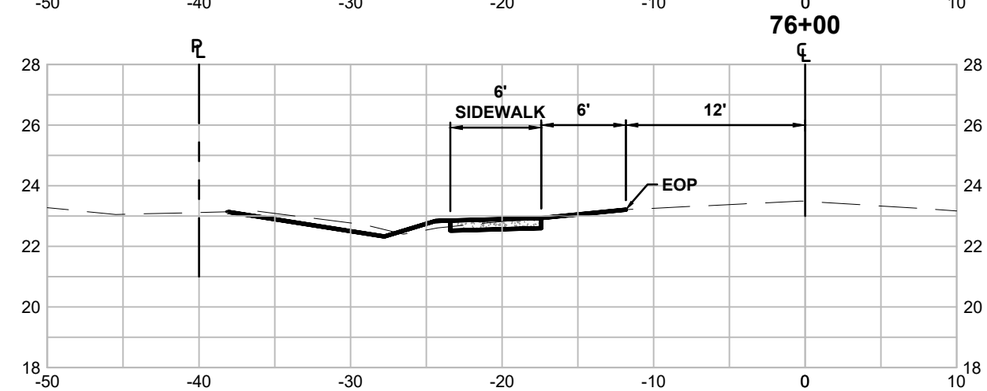

301 NW Flagler Ave
Stuart, Florida 34994
Phone: (772) 692-4344
Fax: (772) 692-4341
CAPTEC Engineering, Inc.
Civil Engineering Professionals
Engineering Business No. EB-0007657

DATE: 8/27/21
DRAWN BY: MDR
DESIGNED BY: ADO
CHECKED BY: JWC
PROJECT No.: 1813.19
HORZ. SCALE: 1" = 2'
VERT. SCALE: 1" = 10'
CADD FILE: SSections

NO.	DATE	BY	REVISIONS
1	8/27/21	ADO	APPROVED FOR CONSTRUCTION

SCALE VERIFICATION
0 — 0.5
SOLID BAR IS EQUAL TO HALF AN INCH ON ORIGINAL DRAWING. ADJUST ALL SCALED DIMENSIONS ACCORDINGLY

S.W. IMPORT DRIVE SIDEWALK DESIGN (PHASE 2)

CITY OF PORT ST. LUCIE, FLORIDA

CROSS SECTIONS

Joseph W. Capra
301 NW Flagler Ave
Stuart, Florida 34994
P.E. No. 37638

Printed Date:

JOB No.: 1813.19
SHEET 26 OF 46

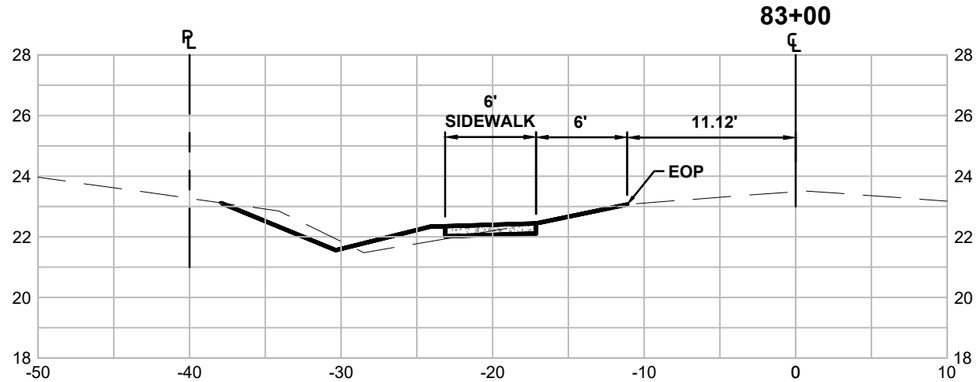

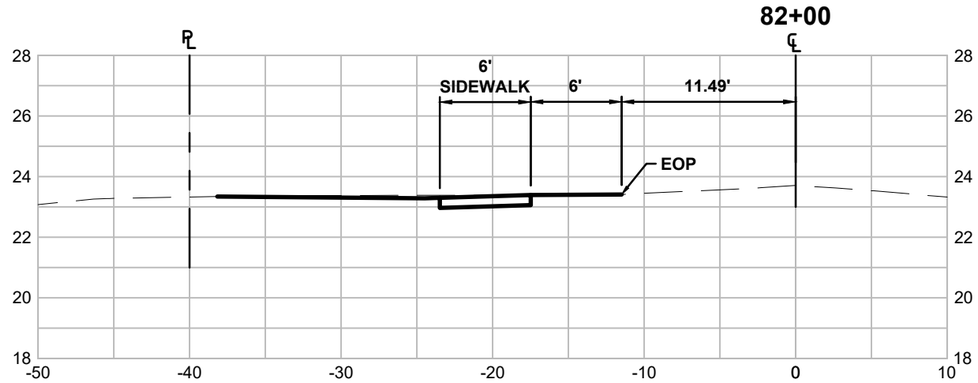

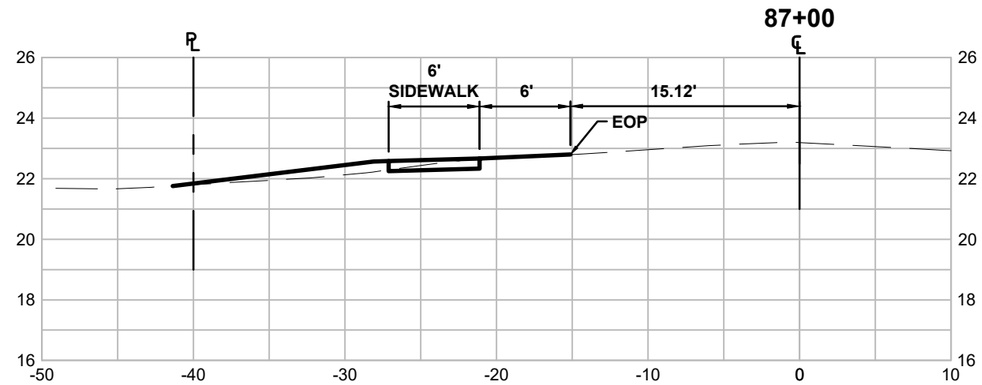

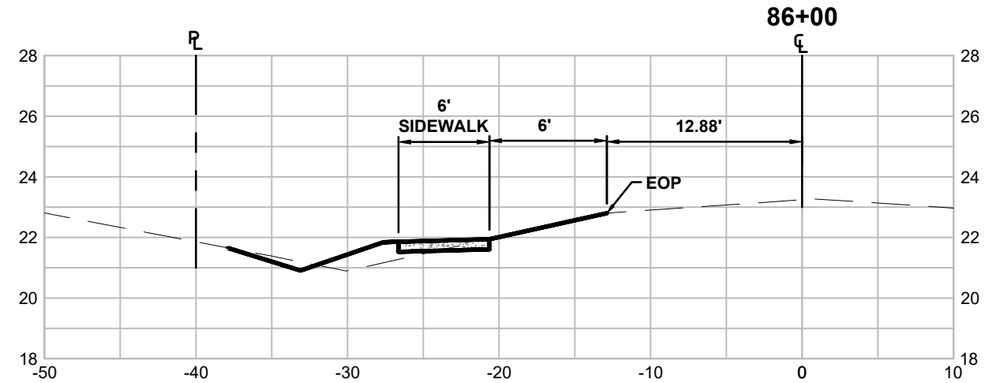

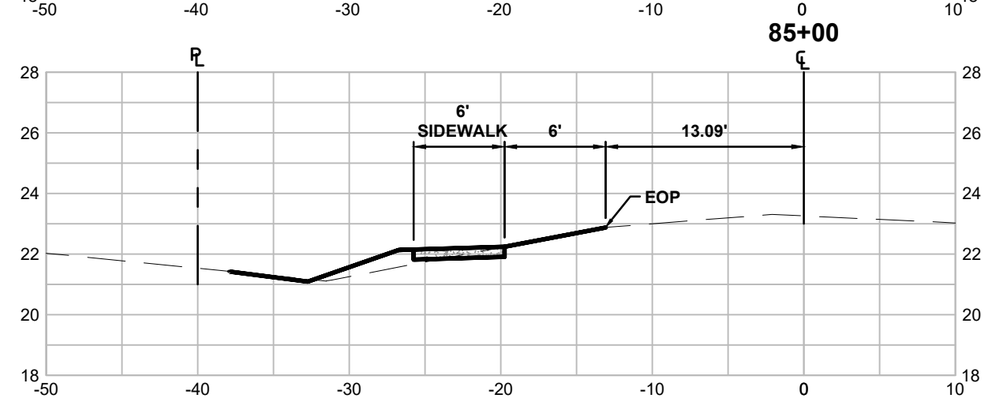

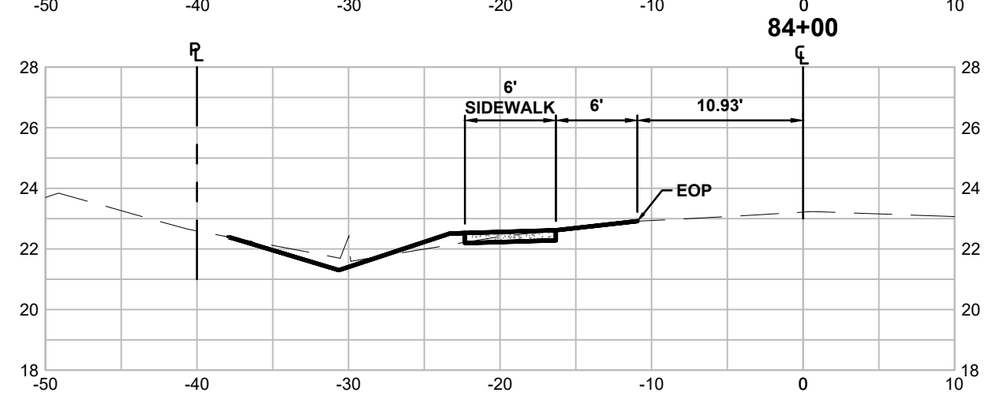

301 NW Flagle Ave
Stuart, Florida 34994
Phone: (772) 692-4344
Fax: (772) 692-4341

CAPTEC Engineering, Inc.
Civil Engineering Professionals
Engineering Business No. EB-0007657

DATE: 8/27/21
DRAWN BY: MDR
DESIGNED BY: ADO
CHECKED BY: JWC
PROJECT No.: 1813.19
HORZ. SCALE: 1" = 2'
VERT. SCALE: 1" = 10'
CADD FILE: 1Sections

NO.	DATE	BY	REVISIONS
1	8/27/21	ADO	APPROVED FOR CONSTRUCTION

SCALE VERIFICATION
0 — 0.5
SOLID BAR IS EQUAL TO HALF AN INCH ON ORIGINAL DRAWING. ADJUST ALL SCALED DIMENSIONS ACCORDINGLY

S.W. IMPORT DRIVE SIDEWALK DESIGN (PHASE 2)

CITY OF PORT ST. LUCIE, FLORIDA

CROSS SECTIONS

Joseph W. Capra
301 NW Flagler Ave
Stuart, Florida 34994
P.E. No. 37638

Printed Date:

JOB No.: 1813.19
SHEET 27 OF 46

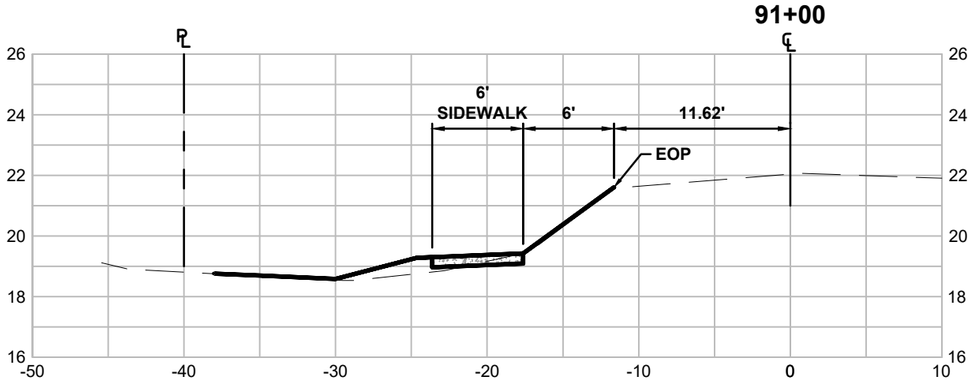

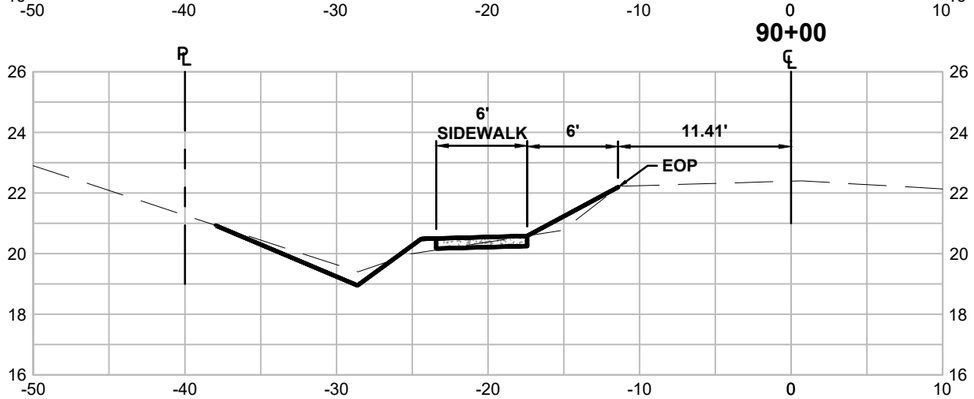

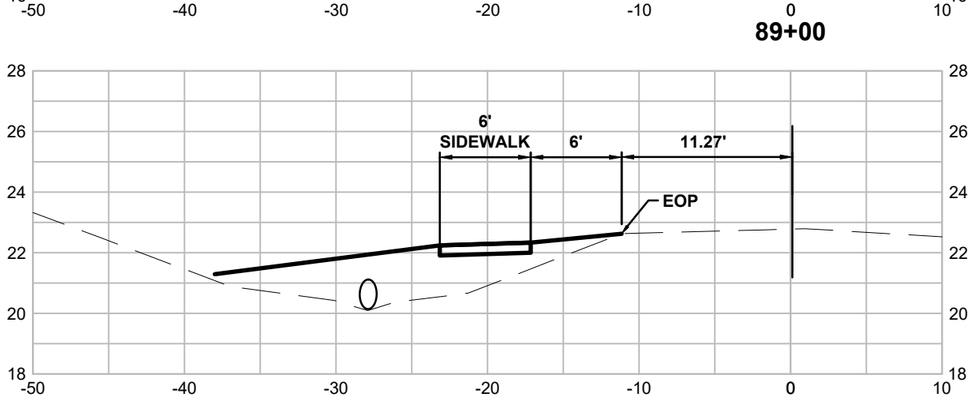

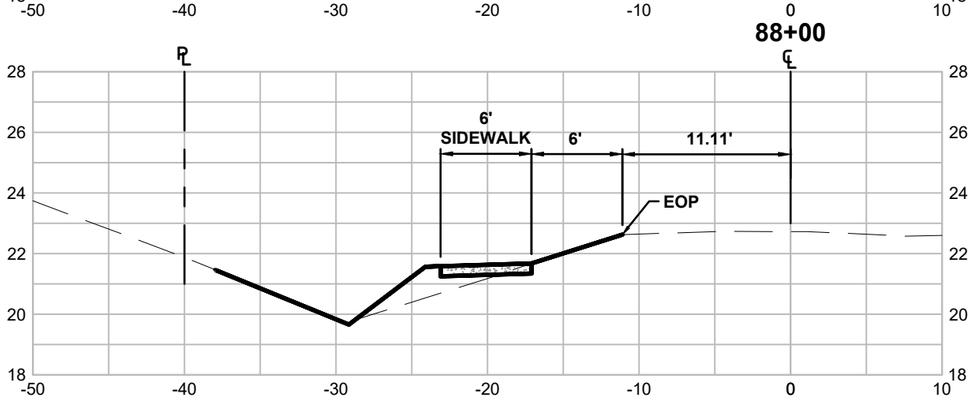

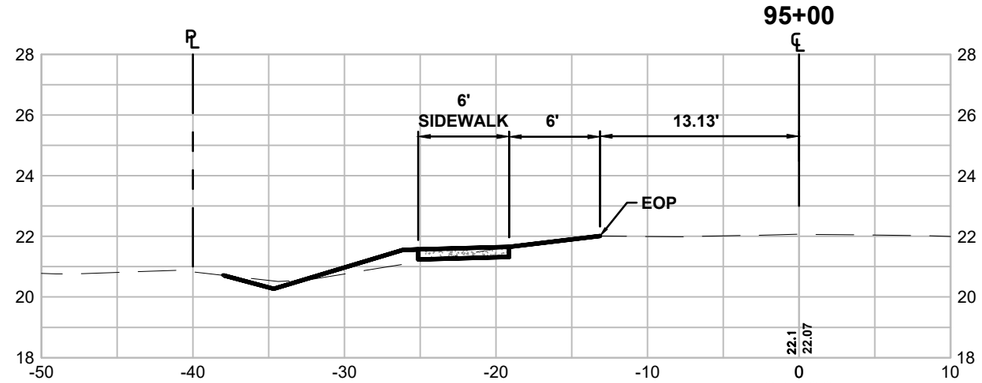

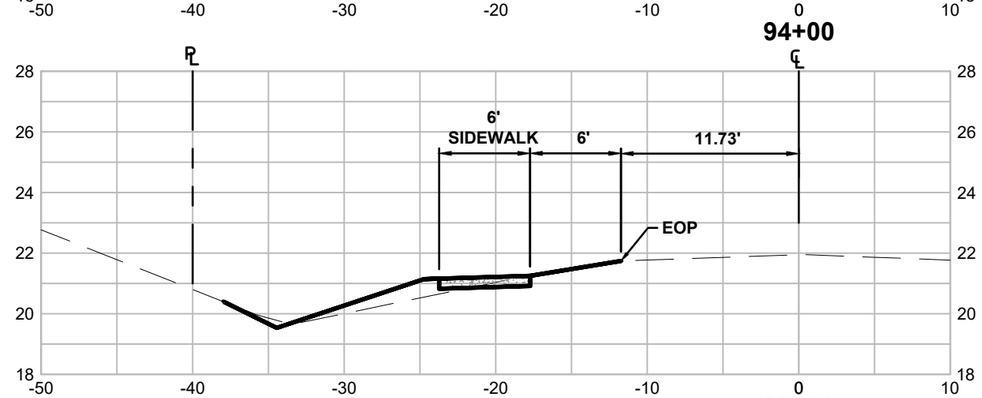

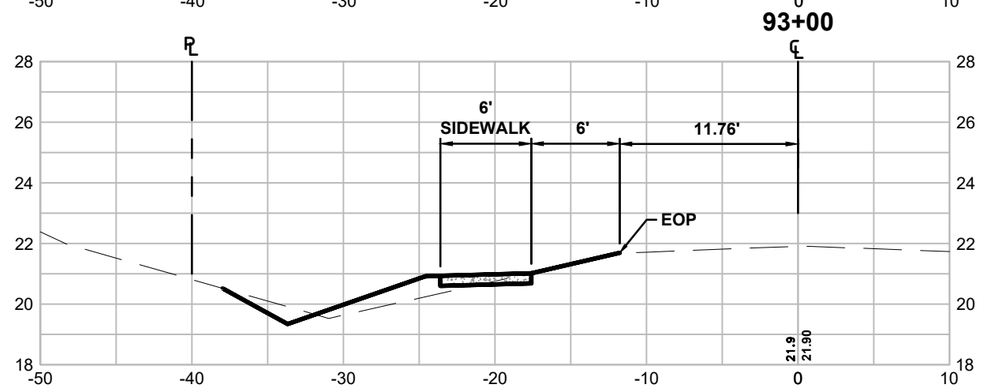

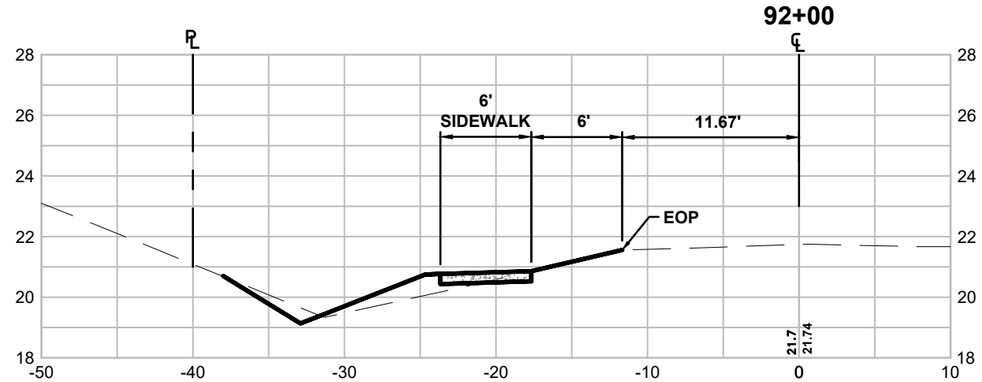

301 NW Flagler Ave
Stuart, Florida 34994
Phone: (772) 692-4344
Fax: (772) 692-4341
CAPTEC Engineering, Inc.
Civil Engineering Professionals
Engineering Business
No. EB-0007657

DATE: 8/27/21
DRAWN BY: MDR
DESIGNED BY: ADO
CHECKED BY: JWC
PROJECT No.: 1813.19
HORZ. SCALE: 1" = 2'
VERT. SCALE: 1" = 10'
CADD FILE: 1Sections

NO.	DATE	BY	REVISIONS
1	8/27/21	ADO	APPROVED FOR CONSTRUCTION

SCALE VERIFICATION
0 0.5
SOLID BAR IS EQUAL TO HALF AN INCH ON ORIGINAL DRAWING. ADJUST ALL SCALED DIMENSIONS ACCORDINGLY

S.W. IMPORT DRIVE SIDEWALK DESIGN (PHASE 2)

CITY OF PORT ST. LUCIE, FLORIDA

CROSS SECTIONS

Joseph W. Capra
301 NW Flagler Ave
Stuart, Florida 34994
P.E. No. 37638

Printed Date:

JOB No.: 1813.19
SHEET 28 OF 46

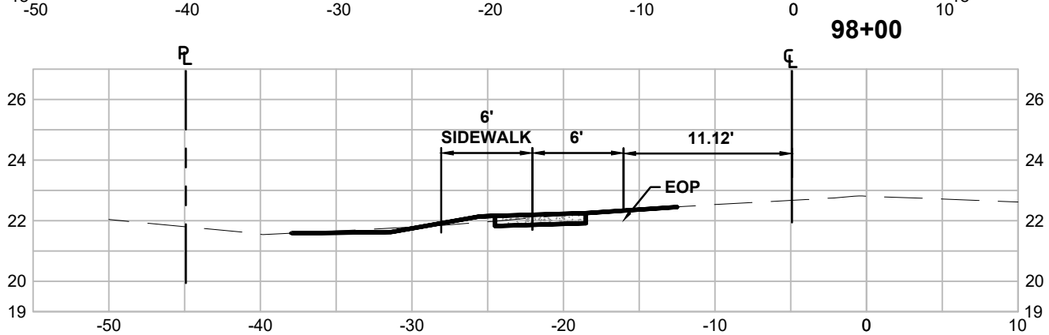

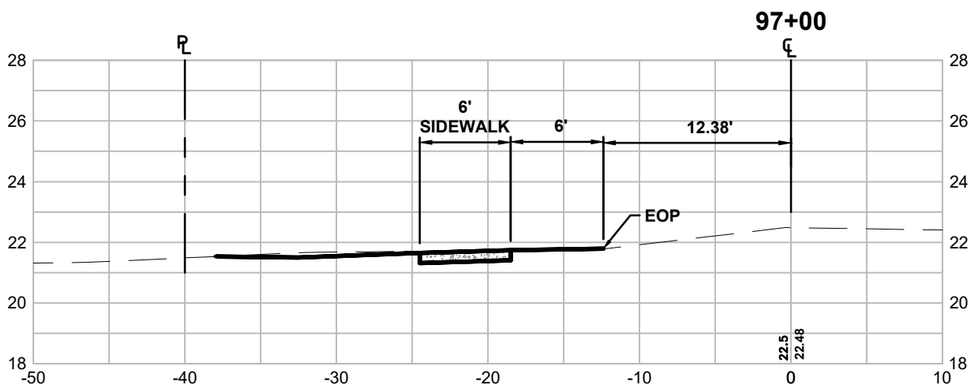

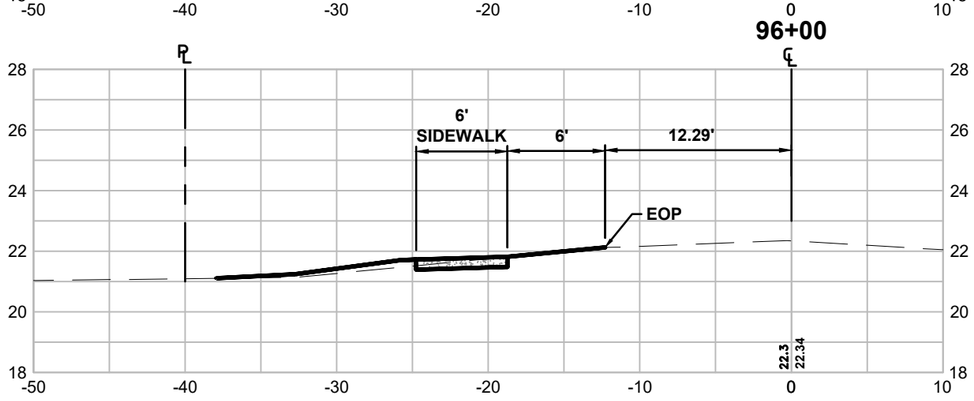

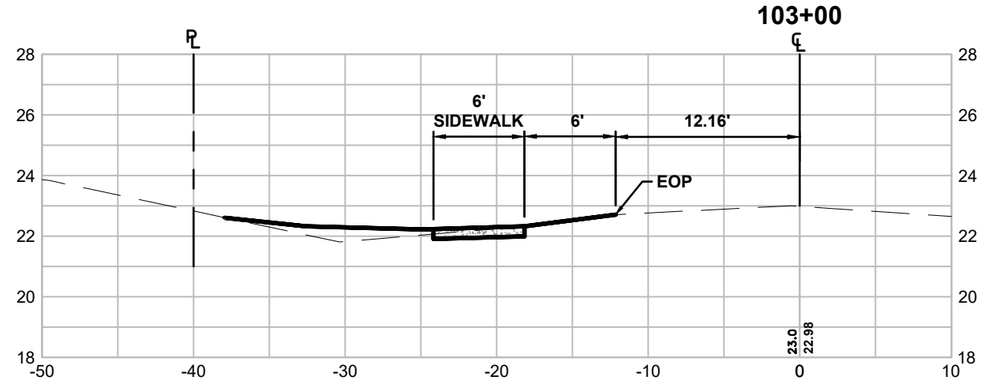

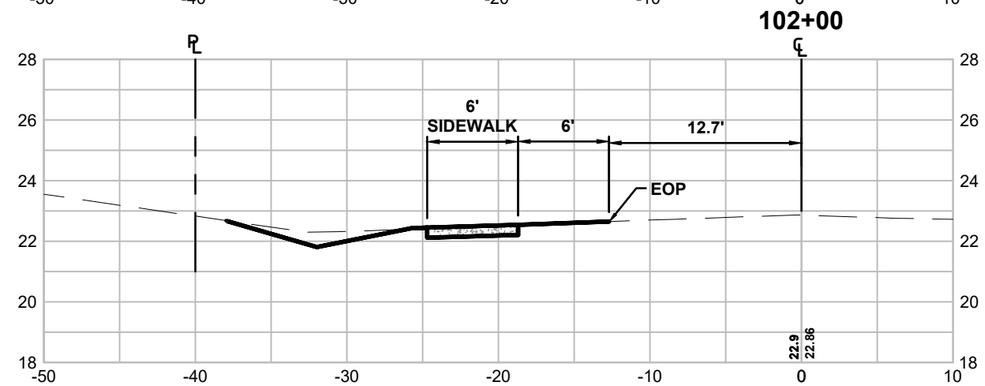

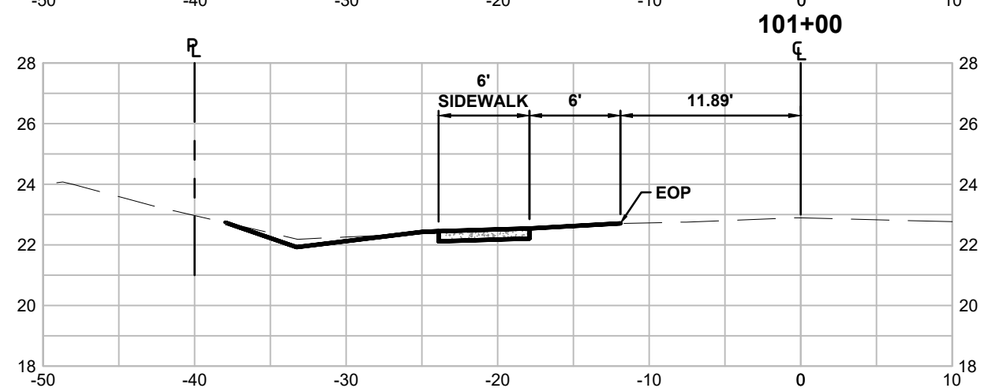

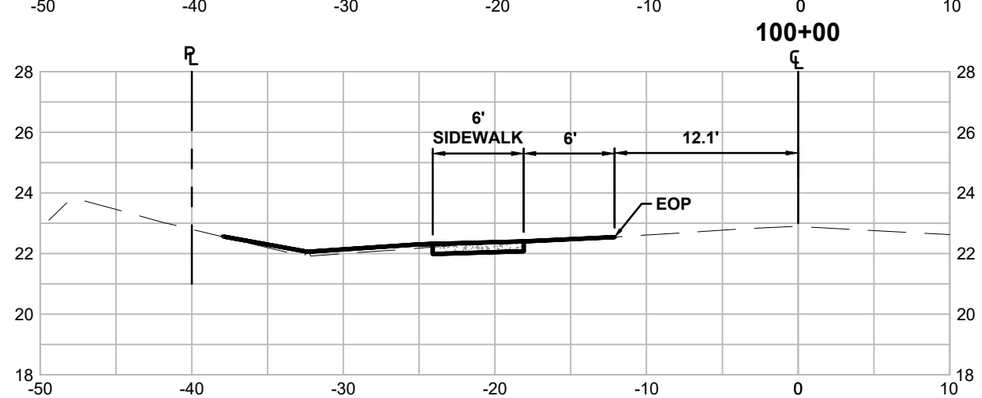

301 NW Flagle Ave
Stuart, Florida 34994
Phone: (772) 692-4344
Fax: (772) 692-4341

CAPTEC Engineering, Inc.
Civil Engineering Professionals
Engineering Business No. EB-0007657

DATE: 8/27/21
DRAWN BY: MDR
DESIGNED BY: ADO
CHECKED BY: JWC
PROJECT No.: 1813.19
HORZ. SCALE: 1" = 2'
VERT. SCALE: 1" = 10'
CADD FILE: SSections

NO.	DATE	BY	REVISIONS
1	8/27/21	ADO	APPROVED FOR CONSTRUCTION

SCALE VERIFICATION
0 — 0.5
SOLID BAR IS EQUAL TO HALF AN INCH ON ORIGINAL DRAWING. ADJUST ALL SCALED DIMENSIONS ACCORDINGLY

S.W. IMPORT DRIVE SIDEWALK DESIGN (PHASE 2)

CITY OF PORT ST. LUCIE, FLORIDA

CROSS SECTIONS

Joseph W. Capra
301 NW Flagler Ave
Stuart, Florida 34994
P.E. No. 37638

Printed Date:

JOB No.: 1813.19
SHEET 29 OF 46

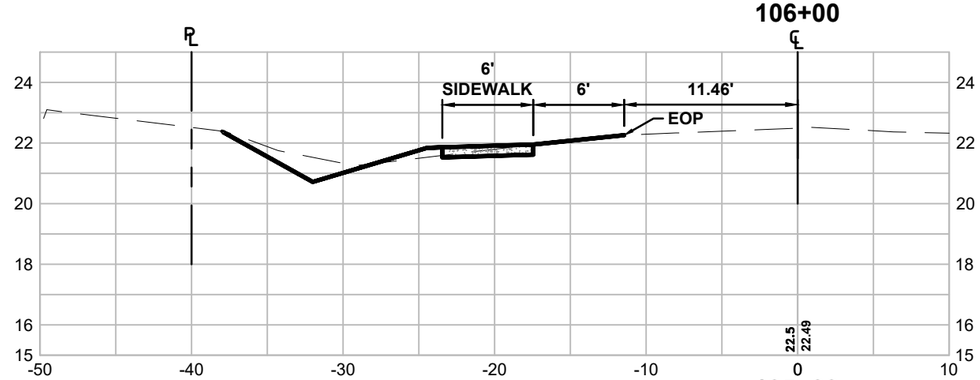

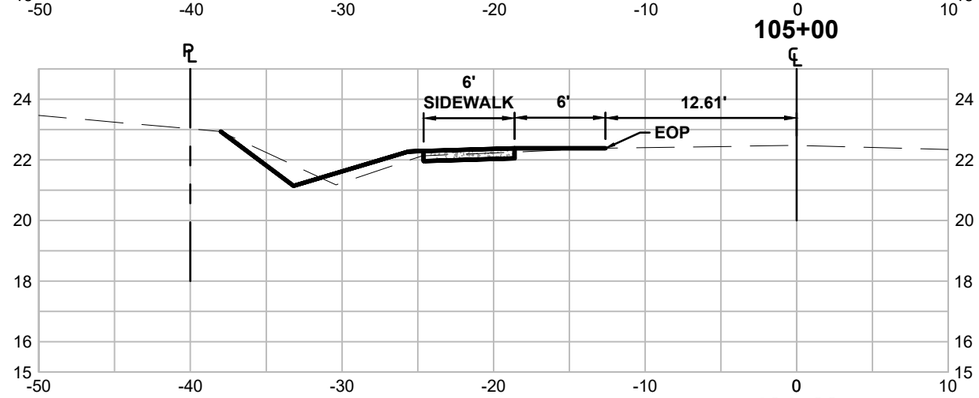

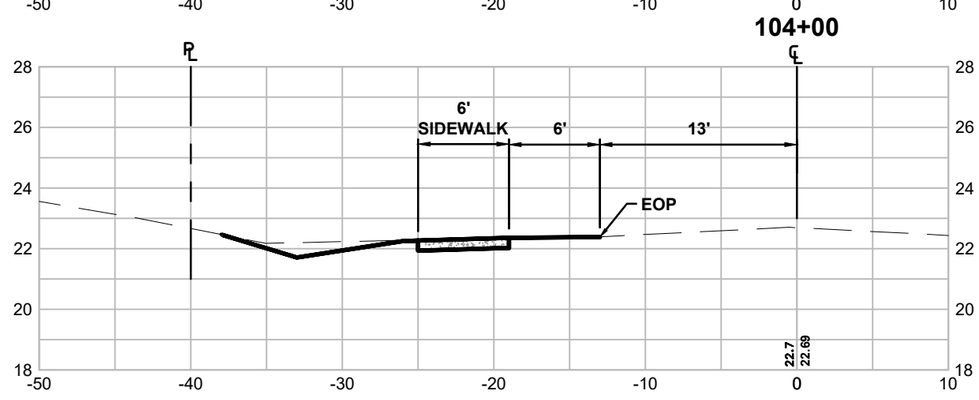

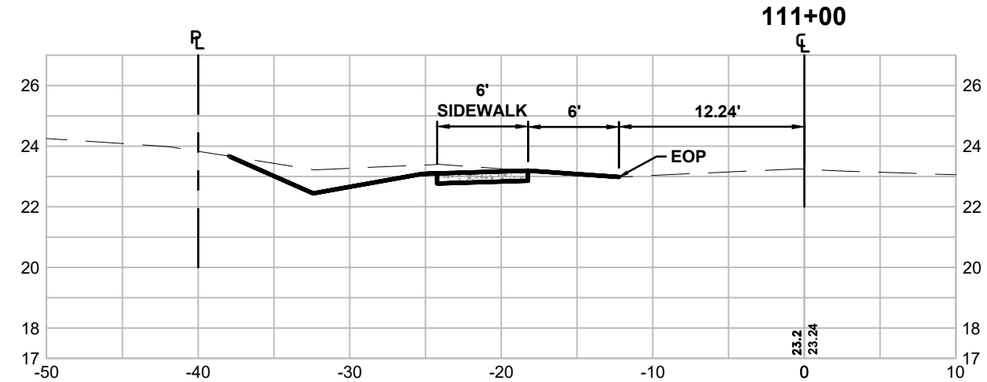

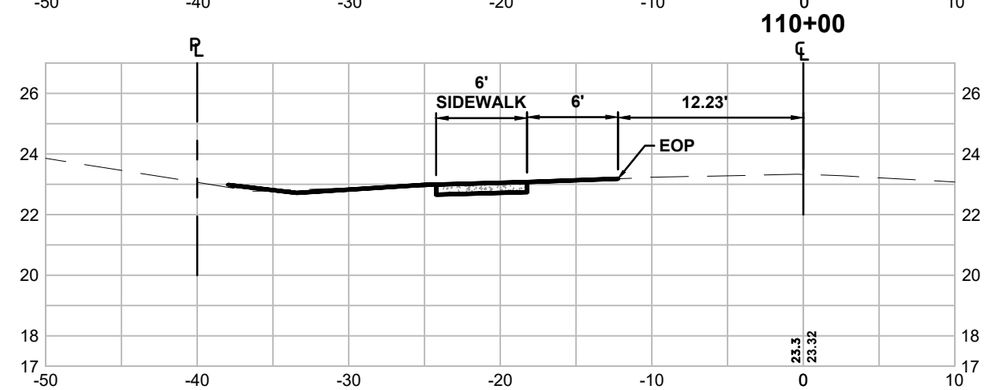

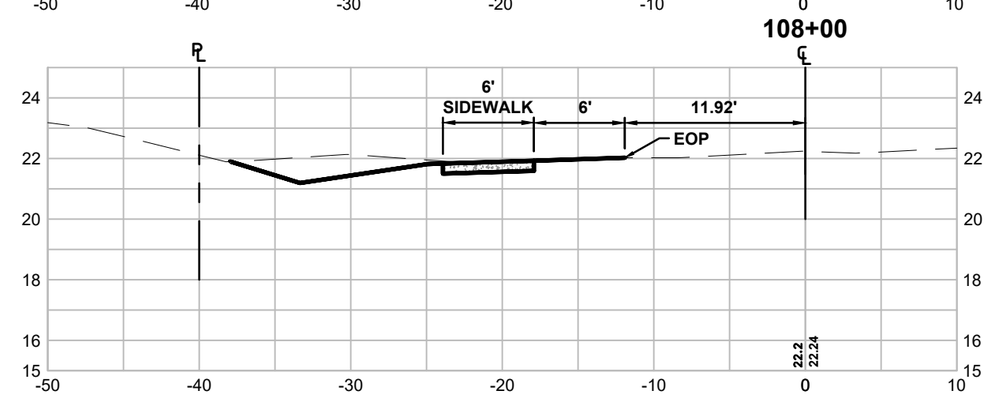

301 NW Flagler Ave
Stuart, Florida 34994
Phone: (772) 692-4344
Fax: (772) 692-4341
CAPTEC Engineering, Inc.
Civil Engineering Professionals
Engineering Business No. EB-0007657

DATE: 8/27/21
DRAWN BY: MDR
DESIGNED BY: ADO
CHECKED BY: JWC
PROJECT No.: 1813.19
HORZ. SCALE: 1" = 2'
VERT. SCALE: 1" = 10'
CADD FILE: SSections

NO.	DATE	BY	REVISIONS
1	8/27/21	ADO	APPROVED FOR CONSTRUCTION

SCALE VERIFICATION
0 — 0.5
SOLID BAR IS EQUAL TO HALF AN INCH ON ORIGINAL DRAWING. ADJUST ALL SCALED DIMENSIONS ACCORDINGLY

S.W. IMPORT DRIVE SIDEWALK DESIGN (PHASE 2)

CITY OF PORT ST. LUCIE, FLORIDA

CROSS SECTIONS

Joseph W. Capra
301 NW Flagler Ave
Stuart, Florida 34994
P.E. No. 37638

Printed Date:

JOB No.: 1813.19
SHEET 30 OF 46

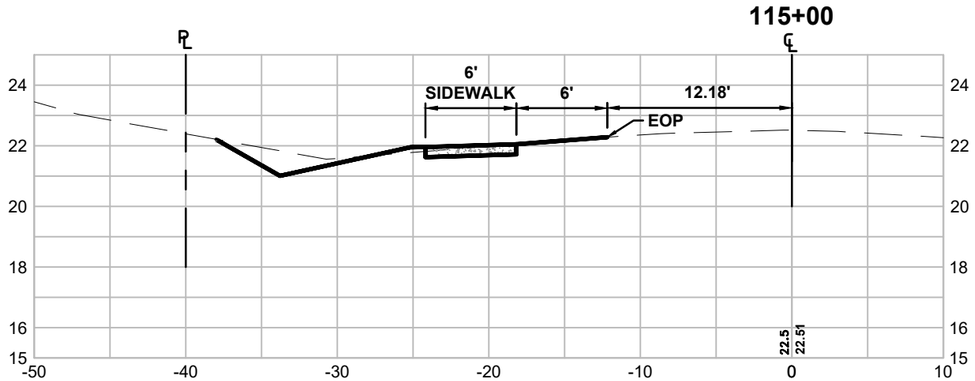

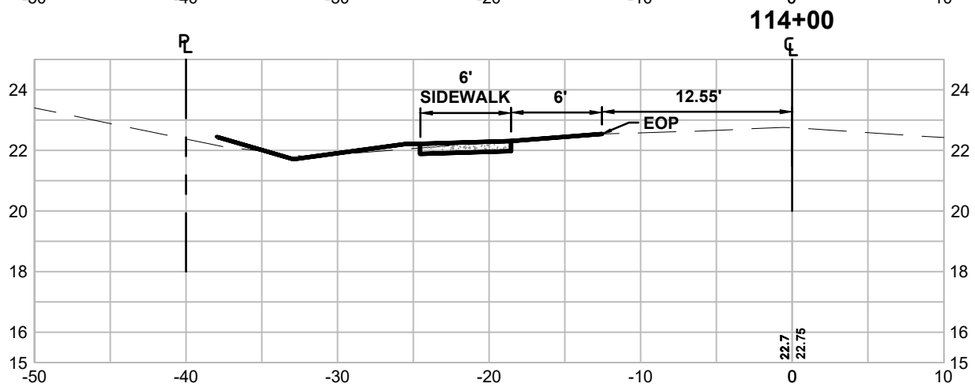

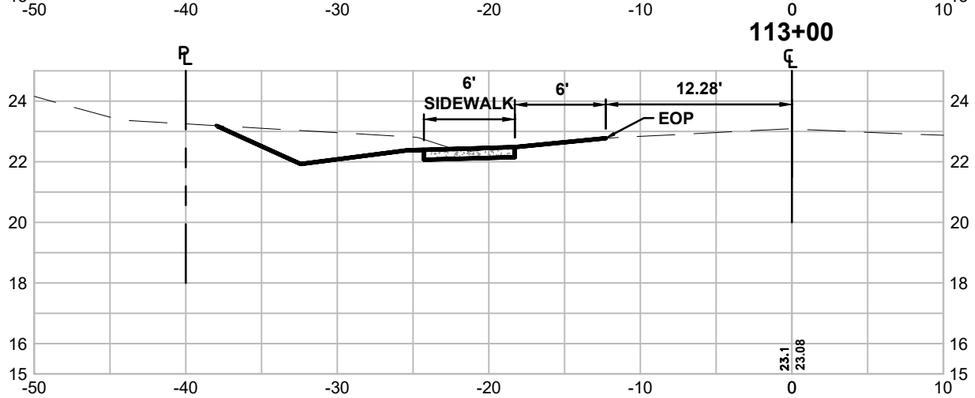

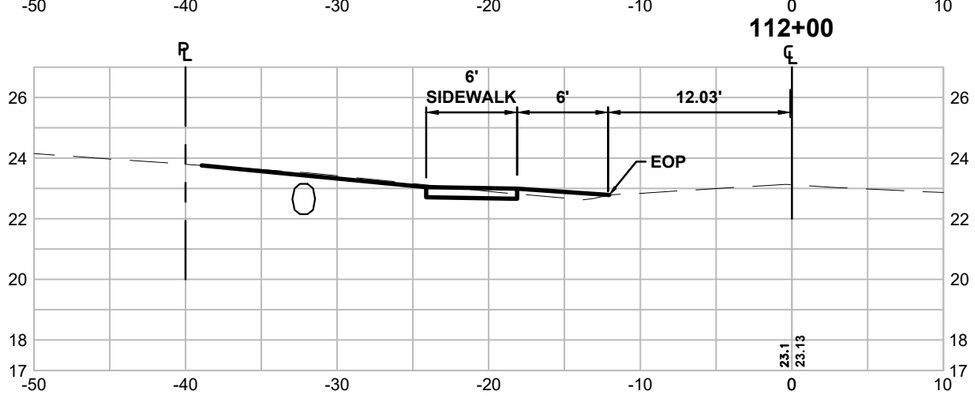

301 NW Flagle Ave
Stuart, Florida 34994
Phone: (772) 692-4344
Fax: (772) 692-4341
CAPTEC Engineering, Inc.
Civil Engineering Professionals
Engineering Business
No. EB-0007657

DATE: 8/27/21
DRAWN BY: MDR
DESIGNED BY: ADO
CHECKED BY: JWC
PROJECT No.: 1813.19
HORZ. SCALE: 1" = 2'
VERT. SCALE: 1" = 10'
CADD FILE: SSections

NO.	DATE	BY	REVISIONS
1	8/27/21	ADO	APPROVED FOR CONSTRUCTION

SCALE VERIFICATION
0 0.5
SOLID BAR IS EQUAL TO HALF AN INCH ON ORIGINAL DRAWING. ADJUST ALL SCALED DIMENSIONS ACCORDINGLY

S.W. IMPORT DRIVE
SIDEWALK DESIGN (PHASE 2)
CITY OF PORT ST. LUCIE, FLORIDA

CROSS SECTIONS

Joseph W. Capra
301 NW Flagler Ave
Stuart, Florida 34994
P.E. No. 37638

Printed Date:

JOB No.: 1813.19
SHEET 31 OF 46

TRAFFIC CONTROL PLAN - GENERAL NOTES:

1. ALL EXISTING PAVEMENT MARKINGS AND REFLECTIVE PAVEMENT MARKERS WHICH ARE DISTURBED OR REMOVED DUE TO TEMPORARY DETOURS AND/OR CONSTRUCTION SHALL BE REPLACED BY THE CONTRACTOR IN ACCORDANCE WITH FDOT DESIGN STANDARDS, INDEX 17346 AND 17352 AT NO ADDITIONAL COST TO THE CONTRACT.

2. WRITTEN NOTIFICATION TO CITY OF PORT ST. LUCIE PUBLIC WORKS DEPARTMENT OF PROPOSED LANE CLOSURE OR TEMPORARY DETOURS SHALL BE ACCOMPLISHED 30 WORKING DAYS IN ADVANCE OF CLOSURE OR DETOUR. TWO WEEKS BEFORE LANE CLOSURES, THE CONTRACTOR SHALL THEN CONTACT:

   CITY OF PORT ST. LUCIE PUBLIC WORKS DEPARTMENT
   121 SW PORT ST. LUCIE BLVD.
   PORT ST. LUCIE, FL 34984
   PHONE: (772) 871-5177

3. LANE CLOSURE MAY BE REQUIRED AT CERTAIN TIMES TO ALLOW FOR CONCRETE TRUCKS, BULLDOZERS AND GRADING EQUIPMENT PICKING UP AND DROPPING OFF MATERIALS AS THEY ACCESS THE ROADSIDE SIDEWALK PROJECT (FLAGGING AND PROPER MOT PROCEDURES SHALL BE FOLLOWED). LANE CLOSURE ALSO WILL ALSO BE REQUIRED FOR DRAINAGE CULVERT REPLACEMENTS THAT MAY REQUIRE ROAD DETOURS. LANE CLOSURE AND DETOURS SHALL BE COORDINATED WITH SPECIAL EVENTS AND HOLIDAYS WHICH WOULD IMPACT TRAFFIC FLOW, ARROW PANELS SHALL BE PROVIDED BY THE CONTRACTOR AS REQUIRED AT NO ADDITIONAL COST FOR LANE CLOSURE.

4. THE PROVISIONS FOR TRAFFIC DISRUPTIONS WHICH ARE NOT ANTICIPATED IN THE TRAFFIC CONTROL PLAN, BUT WHICH ARE NECESSARY TO CONSTRUCT THE PROJECT, SHALL BE SUBMITTED IN WRITING TO THE ENGINEER AND APPROVAL SHALL BE OBTAINED 30 DAYS PRIOR TO THE COMMENCEMENT OF WORK. SUBMITTAL MATERIALS SHALL INCLUDE SKETCHES, CALCULATIONS, AND OTHER DATA REQUIRES BY THE ENGINEER.

5. TRAFFIC CONDITIONS, ACCIDENTS AND OTHER UNFORESEEN EMERGENCY CONDITIONS MAY REQUIRE THE CITY OF PORT ST. LUCIE TRAFFIC OPERATIONS ENGINEER TO MODIFY CHANNELIZATION. THE CONTRACTOR SHALL MAKE THE NECESSARY ADJUSTMENTS AS DIRECTED BY THE TRAFFIC OPERATIONS ENGINEER WITHOUT DELAY.

6. THE CONTRACTOR SHALL COORDINATE ALL TEMPORARY DRIVEWAYS AND SIDE STREET CLOSURES WITH BUSINESS AND PROPERTY OWNERS. ACCESS TO ADJACENT BUSINESSES AND PROPERTIES SHALL BE MAINTAINED AT ALL TIMES. TEMPORARY DRIVEWAY CONNECTIONS MAY BE CONSTRUCTED USING RAP (RECYCLED ASPHALT PAVEMENT) MATERIAL.

7. THE LENGTH OF OPEN TRENCH SHALL NOT EXCEED 450 FEET. ALL TRENCHES SHALL BE BACKFILLED COMPLETELY TO PROVIDE SAFE CROSSING AT PROPERTY ACCESS POINTS BY THE END OF EACH WORK DAY OR WHENEVER THE WORK ZONE BECOMES INACTIVE.

8. THE CONTRACTOR SHALL MAINTAIN DRAINAGE DURING CONSTRUCTION AT ALL TIMES BY USING EXISTING, PROPOSED AND TEMPORARY DRAINAGE SYSTEMS. THE COST OF FLUSHING, INSTALLING AND REMOVAL OF THE TEMPORARY DRAINAGE SYSTEMS SHALL BE INCLUDED IN THE PAY ITEM NO. 102-1, MAINTENANCE OF TRAFFIC.

9. THE CONTRACTOR SHALL NOTIFY THE APPROPRIATE UTILITY COMPANY FORTY-EIGHT (48) HOURS IN ADVANCE OF ANY EXCAVATION INVOLVING UTILITY SO THAT A COMPANY REPRESENTATIVE CAN BE PRESENT. THE LOCATION OF THE UTILITIES SHOWN IN THE PLANS ARE APPROXIMATE ONLY. THE EXACT LOCATION SHALL BE DETERMINED BY THE CONTRACTOR DURING CONSTRUCTION. REFER TO THE GENERAL NOTES ON THE SUMMARY OF PAY ITEMS FOR THE APPROPRIATE UTILITY CONTACT INFORMATION.

10. THE CONTRACTOR SHALL PLACE VIDEO MESSAGE BOARDS IN COMPLIANCE WITH FDOT 2021 STANDARD SPECIFICATIONS FOR ROAD AND BRIDGE CONSTRUCTION SECTION 990-3 PRIOR TO CONSTRUCTION AND TO ACCOMMODATE ANY SHIFTS OR CHANGES IN TRAFFIC PATTERNS.

NOTES:

1. This Index applies to Two-Lane, Two-Way and Multilane Roadways, including Medians of divided roadways, with work on the shoulder.
2. L = Taper Length
   X = Work Zone Sign Spacing
   B = Buffer Length
   See Index 102-600 for "L", "X", "B", and channelizing device spacing values.
3. For incidental work (e.g. mowing or litter removal), only the Road Work Ahead sign is required.
4. When four or more work vehicles enter the through traffic lanes in a one hour period (excluding establishing and terminating the work area), use a flagger or lane closure to accommodate work vehicle ingress and egress.
5. For work less than two feet from the traveled way and work zone speed is greater than 45 MPH, use a lane closure.
6. The "Speeding Fines Doubled When Workers Present"signs (MOT-13-06) and "End Road Work" Signs (G20-2) along with the associated work zone sign spacing distances may be omitted when the temporary condition is in place for 24 hours or less.
7. Temporary pavement markings may be omitted when the work zone is in place for 3 days or less.
8. If the work encroaches on a marked bicycle lane or ridable shoulder, close the lane or shoulder in accordance with the Plans.
9. Omit "Shoulder Closed" signs (W21-5a) along with associated work zone sign spacing distances for work on the median

SYMBOLS:

- Work Area
- Channelizing Device (See Index 102-600)
- Work Zone Sign
- Lane Identification and Direction of Traffic

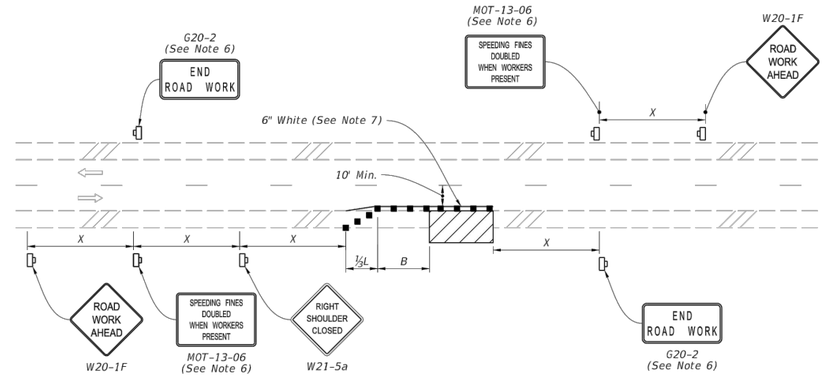

TWO-LANE ROADWAY
SHOULDER WORK LESS THAN 2' FROM THE TRAVELED WAY WITH WORK ZONE SPEED OF 45 MPH OR LESS

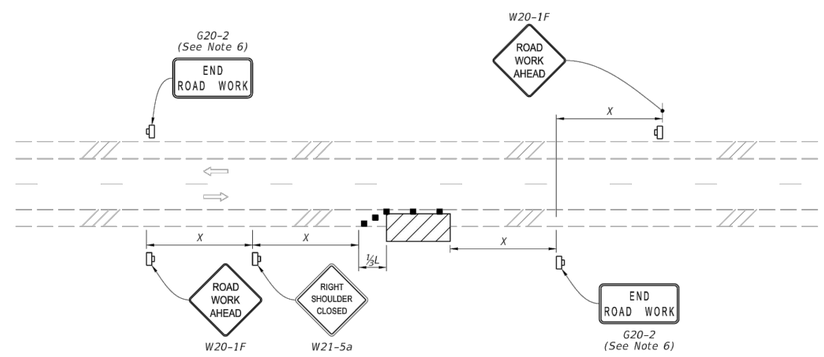

TWO-LANE ROADWAY
SHOULDER WORK BETWEEN 2' AND 15' FROM THE TRAVELED WAY

LAST REVISION	REVISION	DESCRIPTION:	FDOT FY 2021-22 STANDARD PLANS	TWO-LANE AND MULTILANE, WORK ON SHOULDER	INDEX	SHEET
11/01/20					102-602	1 of 2

10/01/2020 1:18:37 PM

301 NW Flagler Ave
Stuart, Florida 34994
Phone: (772) 692-4344
Fax: (772) 692-4341
CAPTEC Engineering, Inc.
Civil Engineering Professionals
Engineering Business No. EB-0007657

DATE: 8/27/21
DRAWN BY: MDR
DESIGNED BY: ADO
CHECKED BY: JWC
PROJECT No.: 1813.19
HORZ. SCALE: N.T.S.
VERT. SCALE: N/A
CADD FILE: Typ. Sec.

NO.	DATE	BY	REVISIONS
1	8/27/21	ADO	APPROVED FOR CONSTRUCTION

SCALE VERIFICATION
0 — 0.5
SOLID BAR IS EQUAL TO HALF AN INCH ON ORIGINAL DRAWING. ADJUST ALL SCALED DIMENSIONS ACCORDINGLY

S.W. IMPORT DRIVE SIDEWALK DESIGN
CITY OF PORT ST. LUCIE, FLORIDA

TRAFFIC CONTROL PLAN GENERAL NOTES

Joseph W. Capra
301 NW Flagler Ave
Stuart, Florida 34994
P.E. No. 37638

Printed Date:

JOB No.: 1813.19
SHEET 32 OF 46

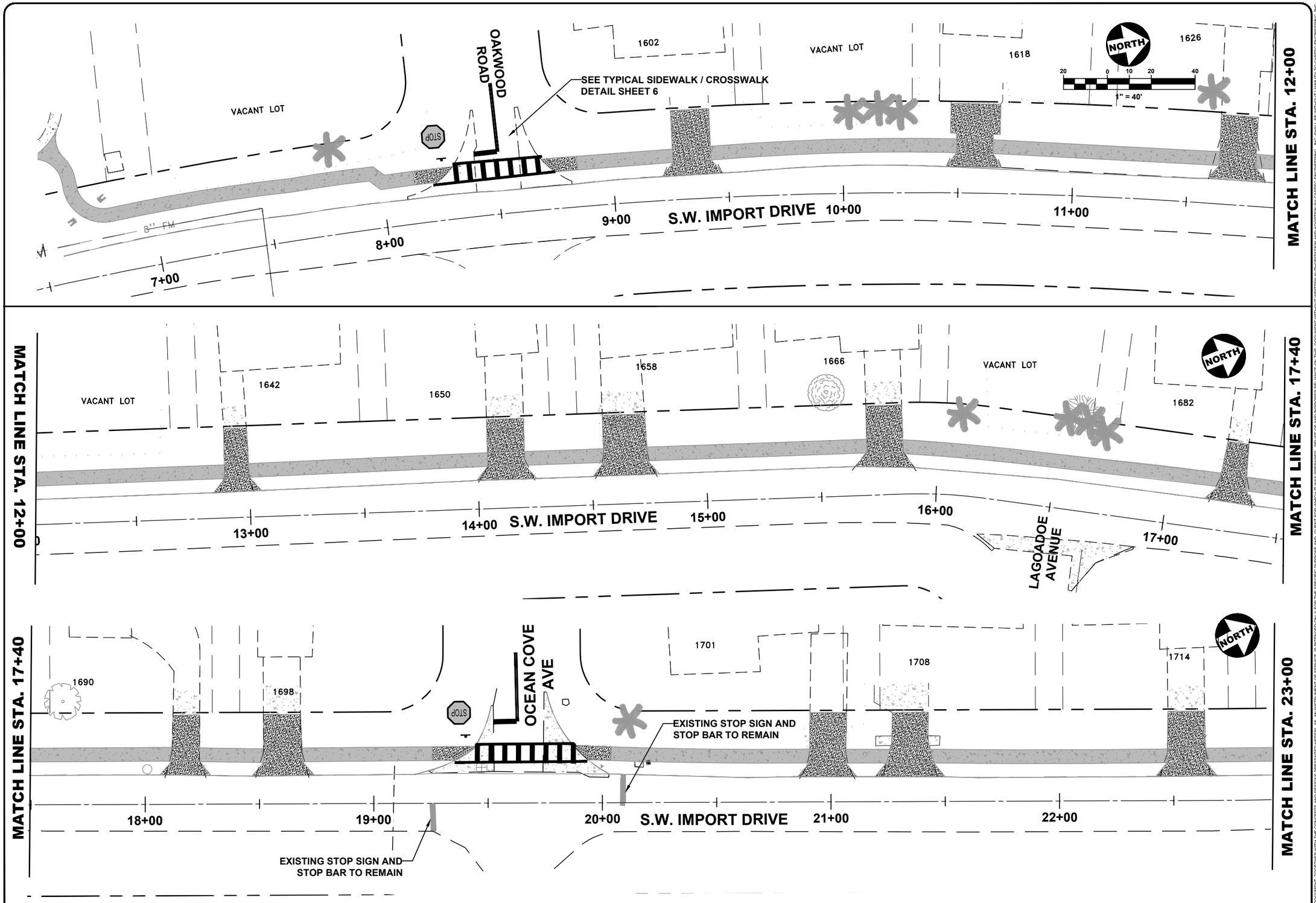

301 NW Flagler Ave
Stuart, Florida 34994
Phone: (772) 692-4344
Fax: (772) 692-4341
CAPTEC Engineering, Inc.
Civil Engineering Professionals
Engineering Business No. EB-0007657

DATE:	8/27/21
DRAWN BY:	JTC
DESIGNED BY:	ADO
CHECKED BY:	JWC
PROJECT No.:	1813.19
HORZ. SCALE:	1" 40'
VERT. SCALE:	N/A
CADD FILE:	SBase

NO.	DATE	BY	REVISIONS
1	8/27/21	ADO	APPROVED FOR CONSTRUCTION

SCALE VERIFICATION
0 0.5
SOLID BAR IS EQUAL TO 1 AT ORIGINAL DRAWING. ADJUST ALL SCALED DIMENSIONS ACCORDINGLY

S.W. IMPORT DRIVE SIDEWALK DESIGN

CITY OF PORT ST. LUCIE, FLORIDA

SIGNING AND PAVEMENT MARKING PLAN

Joseph W. Capra
301 NW Flagler Ave.
Stuart, Florida 34994
P.E. No. 37638

Printed Date:

JOB No.: 1813.19
SHEET 33 OF 46

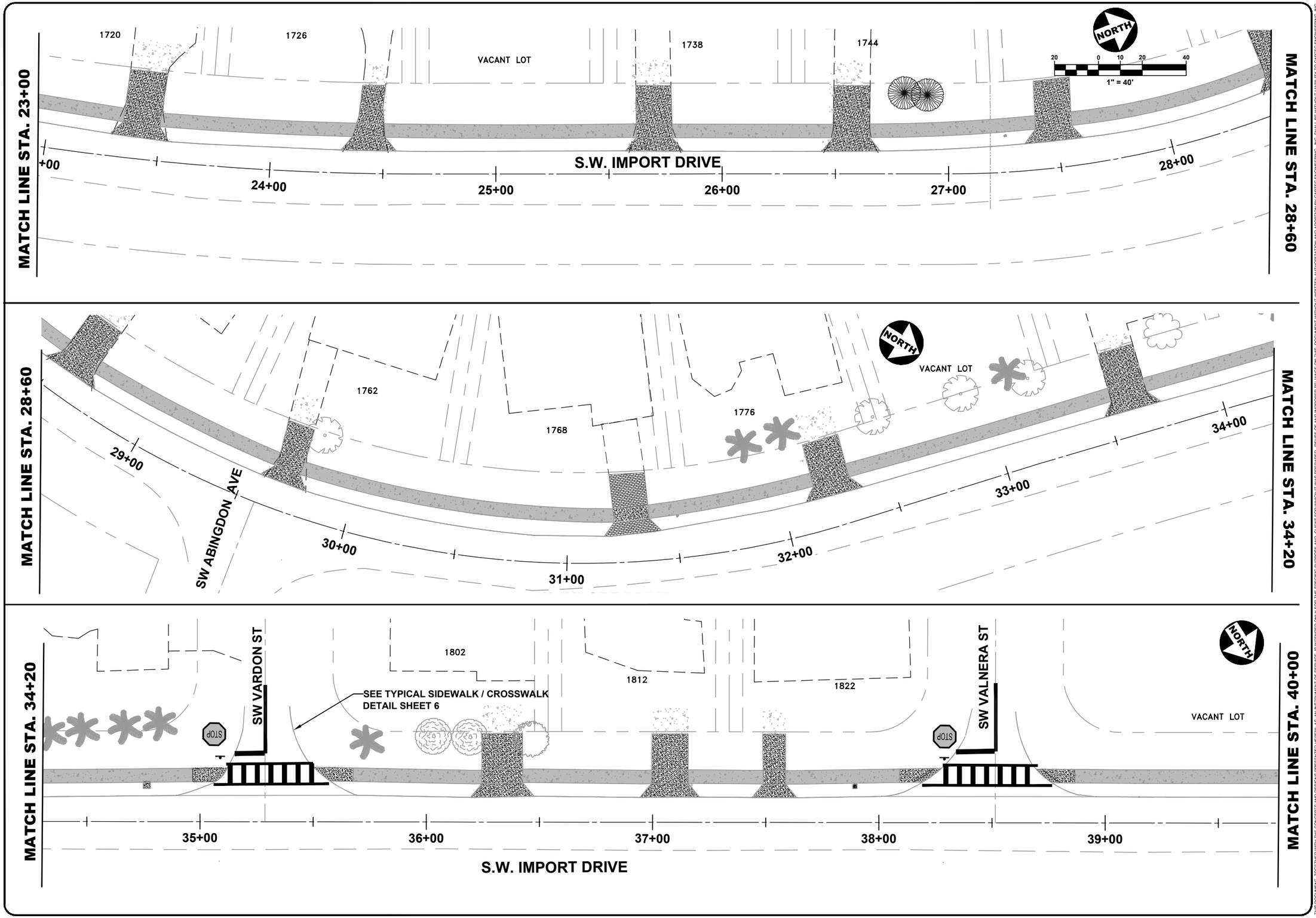

301 NW Flagle Ave
Stuart, Florida 34994
Phone: (772) 692-4344
Fax: (772) 692-4341

CAPTEC Engineering, Inc.
Civil Engineering Professionals

Engineering Business
No. EB-0007657

DATE:	8/27/21
DRAWN BY:	JTC
DESIGNED BY:	ADO
CHECKED BY:	JWC
PROJECT No.:	1813.19
HORZ. SCALE:	1" 40'
VERT. SCALE:	N/A
CADD FILE:	SBase

NO.	DATE	BY	REVISIONS
1	8/27/21	ADO	APPROVED FOR CONSTRUCTION

SCALE VERIFICATION
0 0.5
SOLID BAR IS EQUAL TO HALF AN INCH ON ORIGINAL DRAWING. ADJUST ALL SCALES ACCORDINGLY

S.W. IMPORT DRIVE SIDEWALK DESIGN

CITY OF PORT ST. LUCIE, FLORIDA

SIGNING AND PAVEMENT MARKING PLAN

Joseph W. Capra
301 NW Flagler Ave.
Stuart, Florida 34994
P.E. No. 37638

Printed Date:

JOB No.: 1813.19
SHEET
34 OF 46

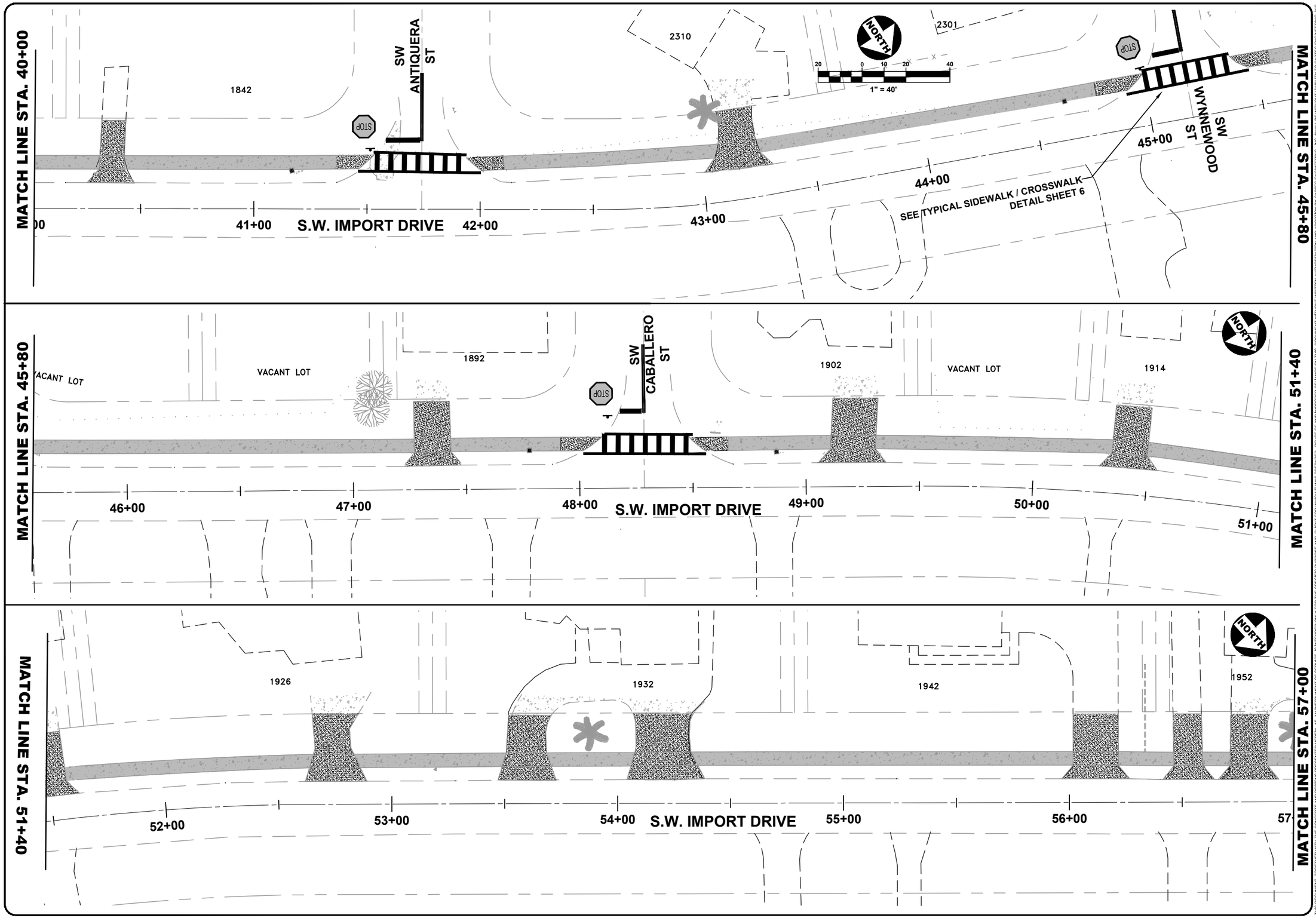

CAPTEC Engineering, Inc.
Civil Engineering Professionals
301 NW Flagler Ave
Stuart, Florida 34994
Phone: (772) 692-4344
Fax: (772) 692-4341
Engineering Business No. EB-0007657

DATE:	8/27/21
DRAWN BY:	JTC
DESIGNED BY:	ADO
CHECKED BY:	JWC
PROJECT No.:	1813.19
HORZ. SCALE:	1" 40'
VERT. SCALE:	N/A
CADD FILE:	$Base

NO.	DATE	BY	REVISIONS
1	8/27/21	ADO	APPROVED FOR CONSTRUCTION

SCALE VERIFICATION
0 0.5
SOLID BAR IS EQUAL TO HALF AN INCH ON ORIGINAL DRAWING, ADJUST AS SCALED DIMENSIONS ACCORDINGLY

S.W. IMPORT DRIVE SIDEWALK DESIGN
CITY OF PORT ST. LUCIE, FLORIDA

SIGNING AND PAVEMENT MARKING PLAN

Joseph W. Capra
301 NW Flagler Ave.
Stuart, Florida 34994
P.E. No. 37638

Printed Date:

JOB No.: 1813.19
SHEET 35 OF 46

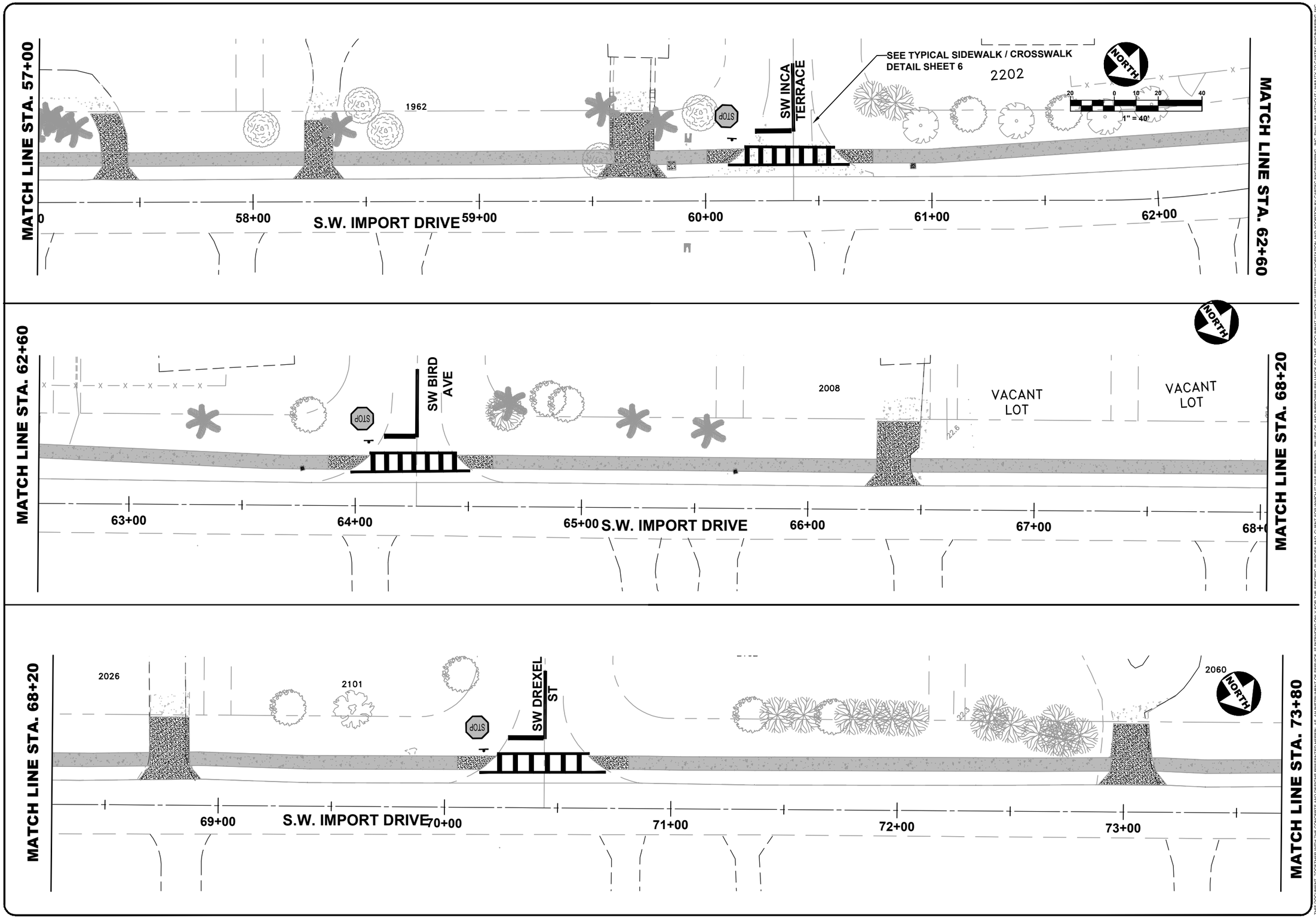

301 NW Flagler Ave
Stuart, Florida 34994
Phone: (772) 692-4344
Fax: (772) 692-4341
CAPTEC Engineering, Inc.
Civil Engineering Professionals
Engineering Business No. EB-0007657

DATE: 8/27/21
DRAWN BY: JTC
DESIGNED BY: ADO
CHECKED BY: JWC
PROJECT No.: 1813.19
HORZ. SCALE: 1" 40'
VERT. SCALE: N/A
CADD FILE: SDraw

NO.	DATE	BY	REVISIONS
1	8/27/21	ADO	APPROVED FOR CONSTRUCTION

SCALE VERIFICATION
0 0.5
SOLID BAR IS EQUAL TO HALF AN INCH ON ORIGINAL DRAWING. ADJUST ALL SCALES AND DIMENSIONS ACCORDINGLY

S.W. IMPORT DRIVE SIDEWALK DESIGN
CITY OF PORT ST. LUCIE, FLORIDA

SIGNING AND PAVEMENT MARKING PLAN

Joseph W. Capra
301 NW Flagler Ave.
Stuart, Florida 34994
P.E. No. 37638

Printed Date:

JOB No.: 1813.19
SHEET 36 OF 46

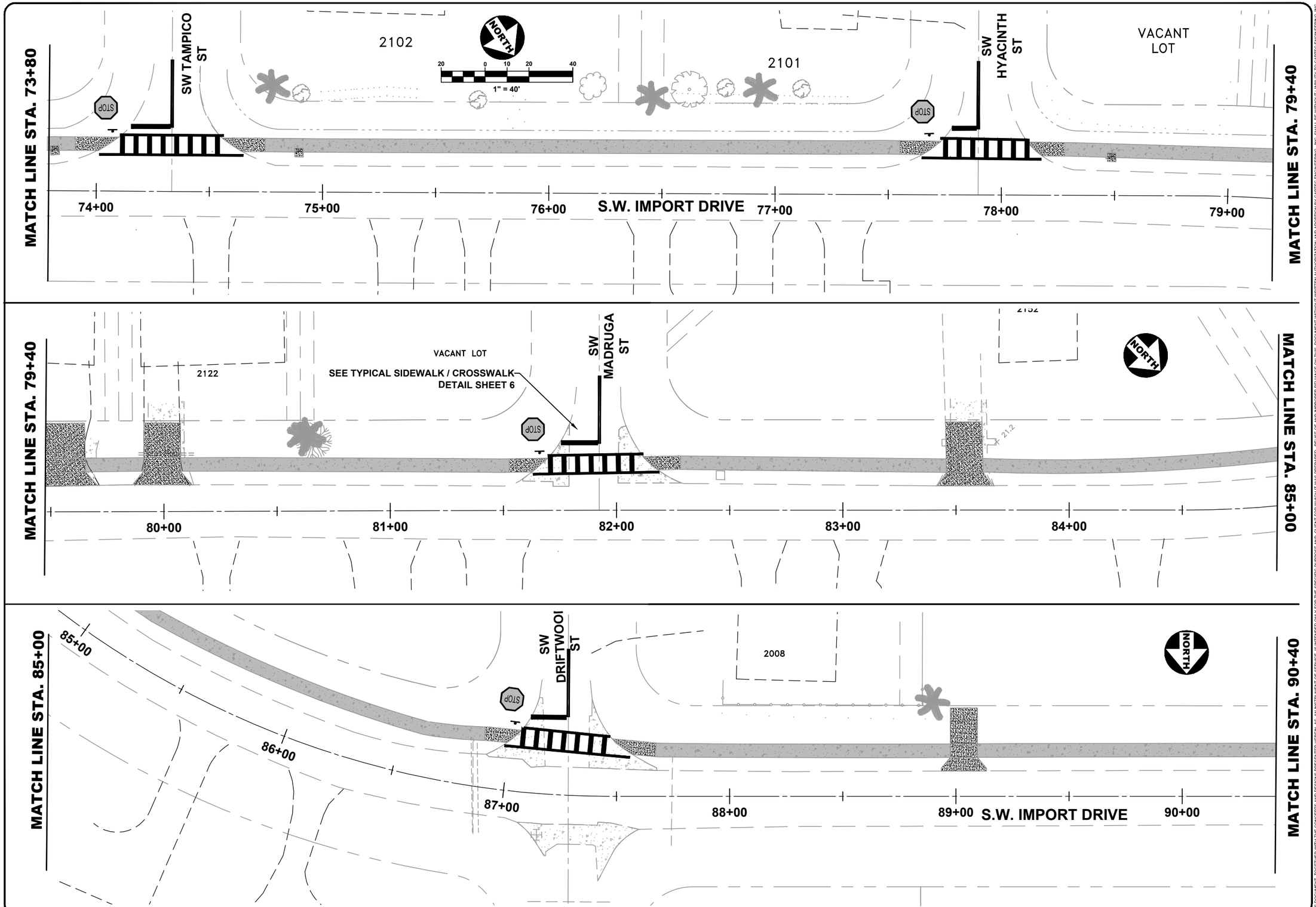

301 NW Flagler Ave
Stuart, Florida 34994
Phone: (772) 692-4344
Fax: (772) 692-4341
Engineering Business No. EB-0007657
CAPTEC Engineering, Inc.
Civil Engineering Professionals

DATE: 8/27/21
DRAWN BY: JTC
DESIGNED BY: ADO
CHECKED BY: JWC
PROJECT No.: 1813.19
HORZ. SCALE: 1" 40'
VERT. SCALE: N/A
CADD FILE: 8B.dwg

NO.	DATE	BY	REVISIONS
1	8/27/21	ADO	APPROVED FOR CONSTRUCTION

SCALE VERIFICATION
0 0.5
SOLID BAR IS EQUAL TO HALF AN INCH ON ORIGINAL DRAWING. ADJUST ALL SCALED DIMENSIONS ACCORDINGLY

S.W. IMPORT DRIVE SIDEWALK DESIGN

CITY OF PORT ST. LUCIE, FLORIDA

SIGNING AND PAVEMENT MARKING PLAN

Joseph W. Capra
301 NW Flagler Ave.
Stuart, Florida 34994
P.E. No. 37638

Printed Date:

JOB No.: 1813.19
SHEET 37 OF 46

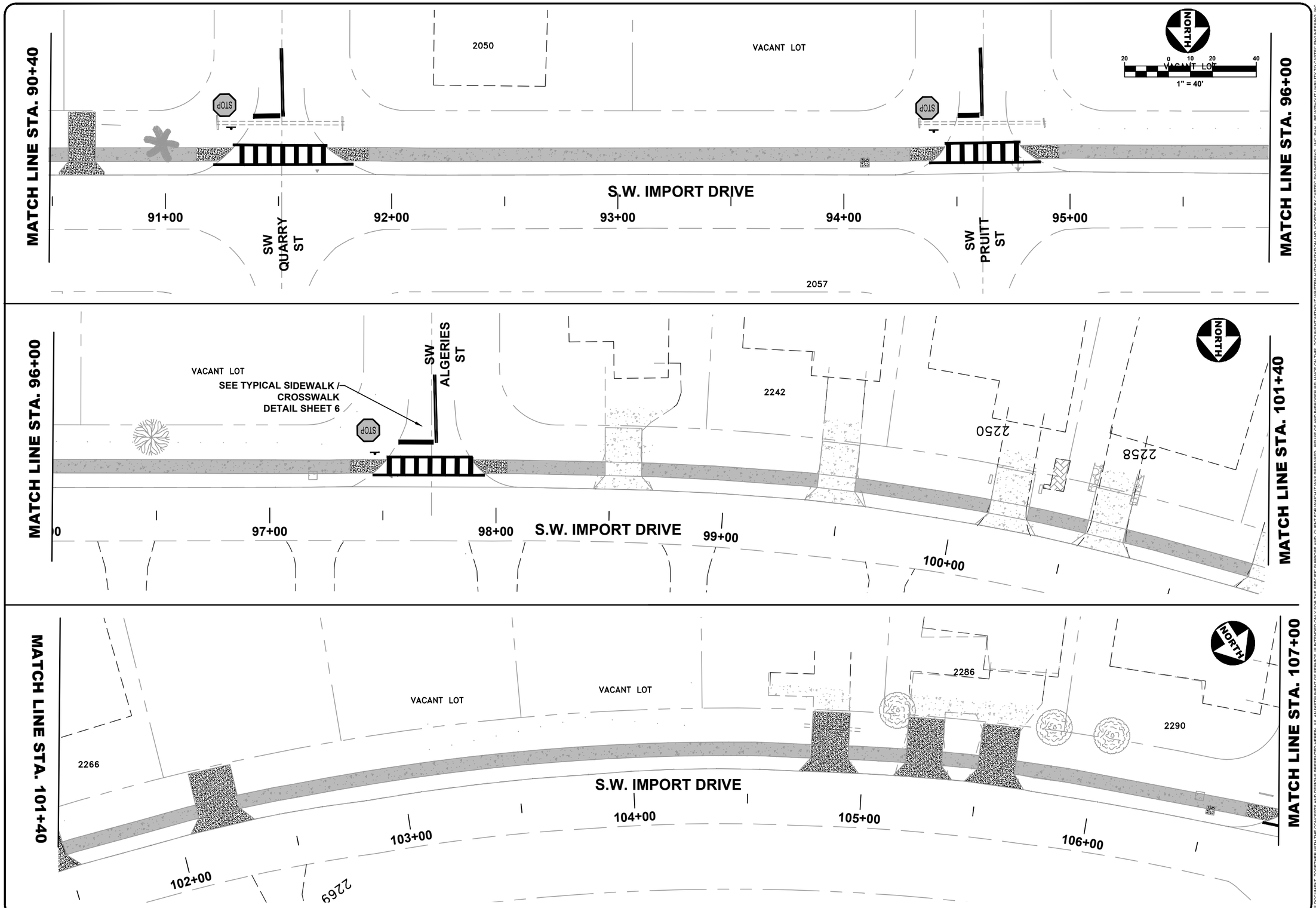

301 NW Flagle Ave
Stuart, Florida 34994
Phone: (772) 692-4344
Fax: (772) 692-4341
CAPTEC Engineering, Inc.
Civil Engineering Professionals
Engineering Business No. EB-0007657

DATE: 8/27/21
DRAWN BY: JTC
DESIGNED BY: ADO
CHECKED BY: JWC
PROJECT No.: 1813.19
HORZ. SCALE: 1" 40'
VERT. SCALE: NA
CADD FILE: 8Base

NO.	DATE	BY	REVISIONS
1	8/27/21	ADO	APPROVED FOR CONSTRUCTION

SCALE VERIFICATION
0 0.5
SOLID BAR IS EQUAL TO HALF AN INCH ON ORIGINAL DRAWING. ADJUST AS NEEDED DIMENSIONS ACCORDINGLY

S.W. IMPORT DRIVE SIDEWALK DESIGN

CITY OF PORT ST. LUCIE, FLORIDA

SIGNING AND PAVEMENT MARKING PLAN

Joseph W. Capra
301 NW Flagler Ave.
Stuart, Florida 34994
P.E. No. 37638

Printed Date:

JOB No.: 1813.19
SHEET 38 OF 46

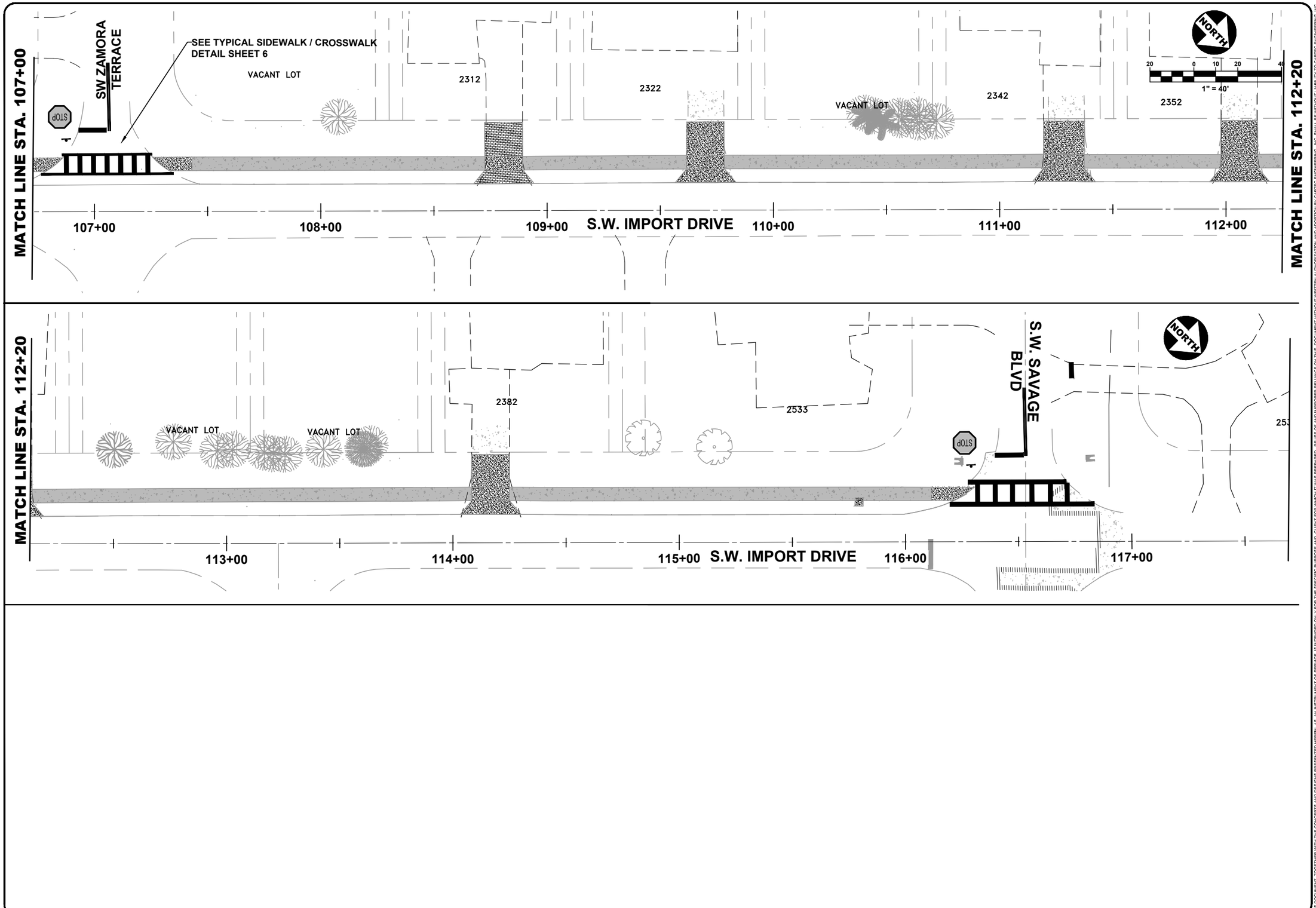

301 NW Flagler Ave
Stuart, Florida 34994
Phone: (772) 692-4344
Fax: (772) 692-4341

CAPTEC Engineering, Inc.
Civil Engineering Professionals
Engineering Business No. EB-0001657

DATE:	8/27/21
DRAWN BY:	JTC
DESIGNED BY:	ADO
CHECKED BY:	JWC
PROJECT No.:	1813.19
HORZ. SCALE:	1"=40'
VERT. SCALE:	N/A
CADD FILE:	$Base

NO.	DATE	BY	REVISIONS
1	8/27/21	ADO	APPROVED FOR CONSTRUCTION

SCALE VERIFICATION
0 0.5
SOLID BAR IS EQUAL TO HALF AN INCH ON ORIGINAL DRAWING. ADJUST ALL SCALED DIMENSIONS ACCORDINGLY

S.W. IMPORT DRIVE SIDEWALK DESIGN
CITY OF PORT ST. LUCIE, FLORIDA

SIGNING AND PAVEMENT MARKING PLAN

Joseph W. Capra
301 NW Flagler Ave.
Stuart, Florida 34994
P.E. No. 37638

Printed Date:

JOB No.: 1813.19
SHEET 39 OF 46

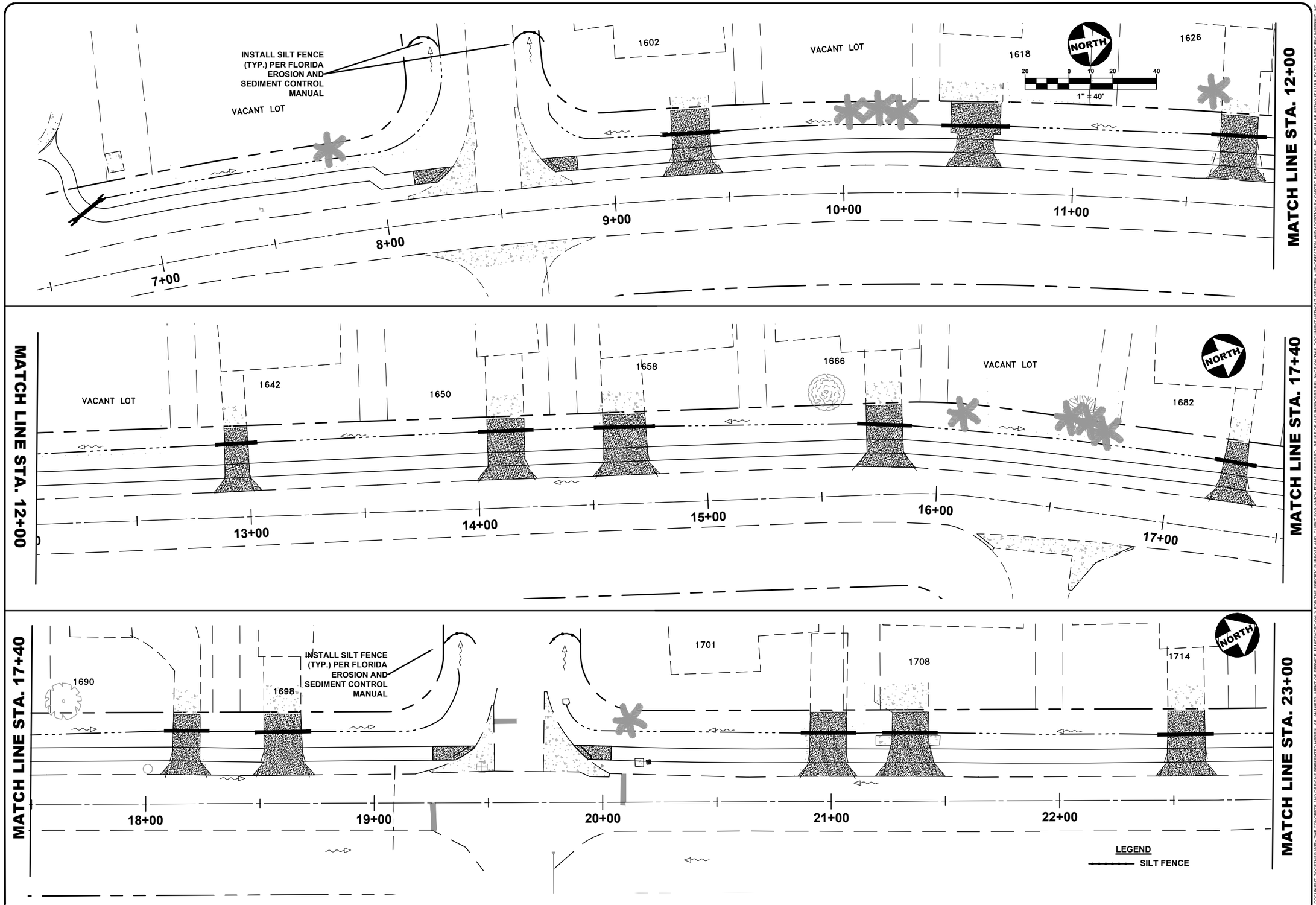

301 NW Flagler Ave
Stuart, Florida 34994
Phone: (772) 692-4344
Fax: (772) 692-4341
CAPTEC Engineering, Inc.
Civil Engineering Professionals
Engineering Business No. EB-0007657

DATE: 8/27/21
DRAWN BY: JTC
DESIGNED BY: ADO
CHECKED BY: JWC
PROJECT No.: 1813.19
HORZ. SCALE: 1" 40'
VERT. SCALE: N/A
CADD FILE: SBase

NO.	DATE	BY	REVISIONS
1	8/27/21	ADO	APPROVED FOR CONSTRUCTION

SCALE VERIFICATION
0 0.5
SOLID BAR IS EQUAL TO 1 AT ORIGINAL DRAWING. ADJUST ALL SCALED DIMENSIONS ACCORDINGLY

S.W. IMPORT DRIVE SIDEWALK DESIGN
CITY OF PORT ST. LUCIE, FLORIDA

STORMWATER POLLUTION PREVENTION PLAN

Joseph W. Capra
301 NW Flagler Ave.
Stuart, Florida 34994
P.E. No. 37638

Printed Date:

JOB No.: 1813.19
SHEET 40 OF 46

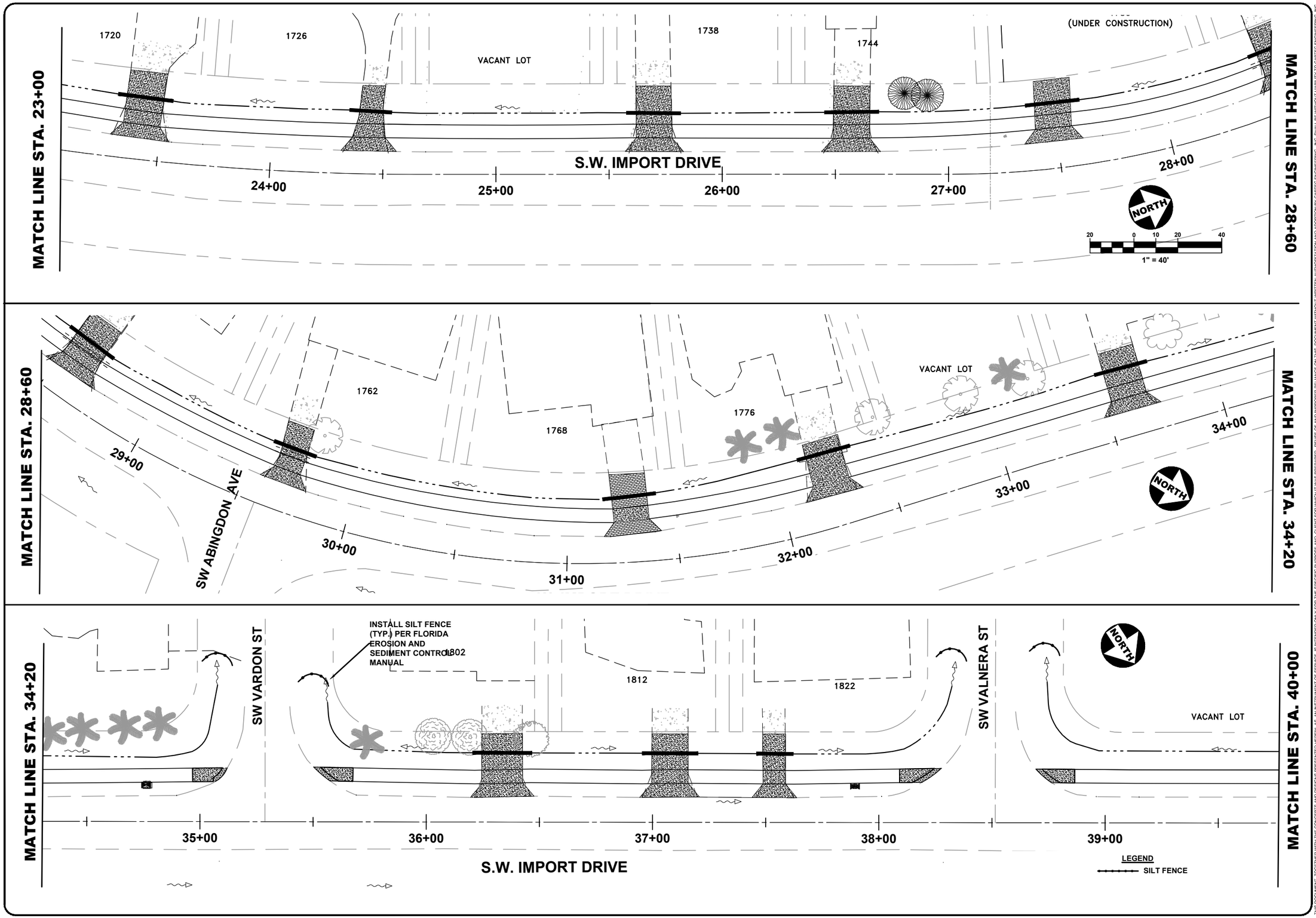

THIS DOCUMENT, TOGETHER WITH THE CONCEPTS AND DESIGNS PRESENTED HEREIN, AS AN INSTRUMENT OF SERVICE, IS INTENDED ONLY FOR THE SPECIFIC PURPOSE AND CLIENT FOR WHICH IT WAS PREPARED. REUSE OF AND IMPROPER RELIANCE ON THIS DOCUMENT WITHOUT WRITTEN AUTHORIZATION AND ADOPTION BY CAPTEC ENGINEERING, INC. SHALL BE WITHOUT LIABILITY TO CAPTEC ENGINEERING, INC.

301 NW Flagler Ave
Stuart, Florida 34994
Phone: (772) 692-4344
Fax: (772) 692-4341

CAPTEC Engineering, Inc.
Civil Engineering Professionals
Engineering Business No. EB-0007657

DATE: 8/27/21
DRAWN BY: JTC
DESIGNED BY: ADO
CHECKED BY: JWC
PROJECT No.: 1813.19
HORZ. SCALE: 1" 40'
VERT. SCALE: N/A
CADD FILE: $Base

NO.	DATE	BY	REVISIONS
1	8/27/21	ADO	APPROVED FOR CONSTRUCTION

SCALE VERIFICATION
0 0.5
SOLID BAR IS EQUAL TO HALF AN INCH ON ORIGINAL DRAWING, ADJUST ALL SCALED DIMENSIONS ACCORDINGLY

S.W. IMPORT DRIVE SIDEWALK DESIGN

CITY OF PORT ST. LUCIE, FLORIDA

STORMWATER POLLUTION PREVENTION PLAN

Joseph W. Capra
301 NW Flagler Ave.
Stuart, Florida 34994
P.E. No. 37638

Printed Date:

JOB No.: 1813.19
SHEET 41 OF 46

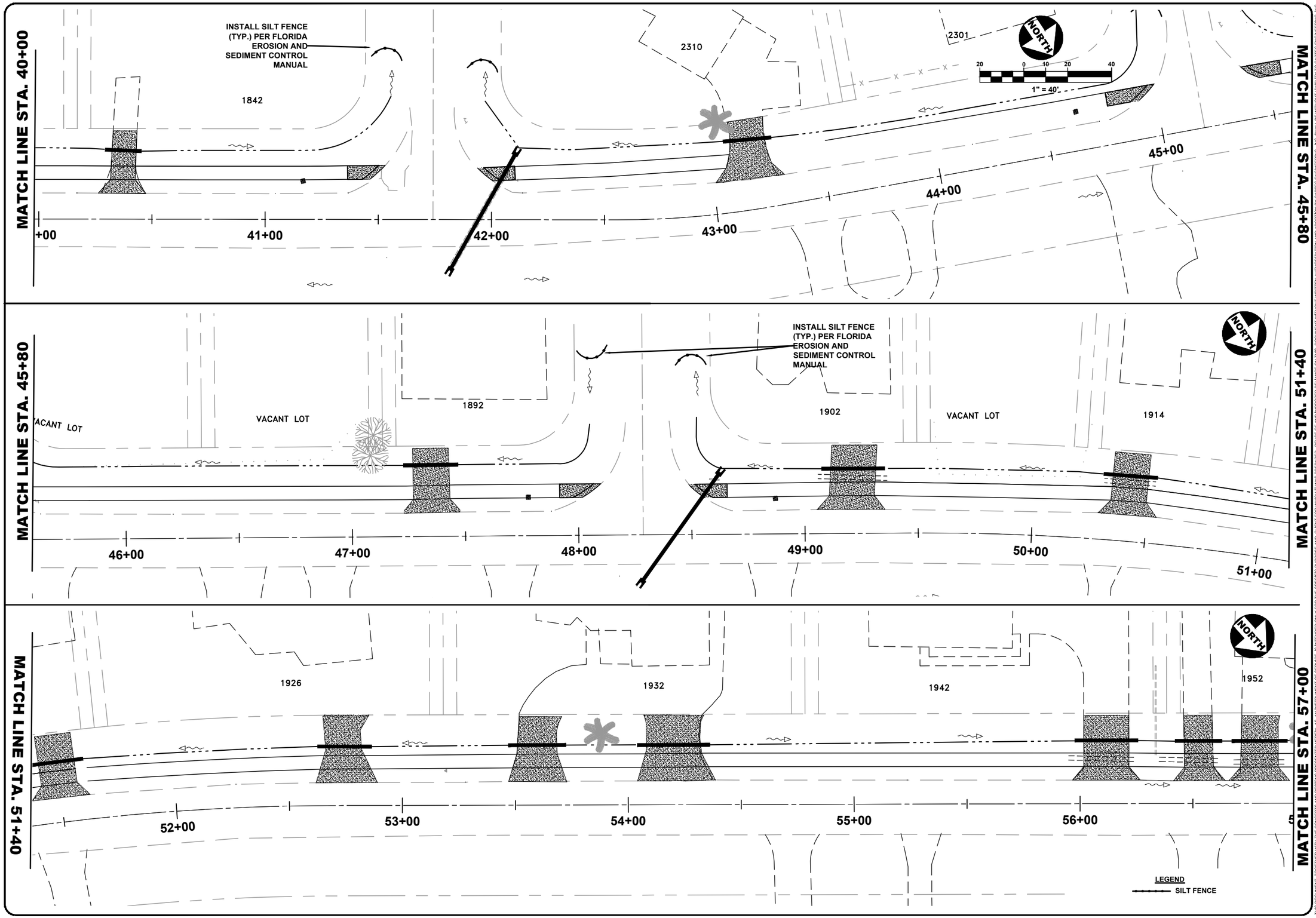

301 NW Flagler Ave
Stuart, Florida 34994
Phone: (772) 692-4344
Fax: (772) 692-4341
CAPTEC Engineering, Inc.
Civil Engineering Professionals
Engineering Business No. EB-0007657

DATE: 8/27/21
DRAWN BY: JTC
DESIGNED BY: ADO
CHECKED BY: JWC
PROJECT No.: 1813.19
HORZ. SCALE: 1"=40'
VERT. SCALE: N/A
CADD FILE: $Base

NO.	DATE	BY	REVISIONS
1	8/27/21	ADO	APPROVED FOR CONSTRUCTION

SCALE VERIFICATION
0 0.5
SOLID BAR IS EQUAL TO HALF AN INCH ON ORIGINAL DRAWING, ADJUST SCALED DIMENSIONS ACCORDINGLY

S.W. IMPORT DRIVE SIDEWALK DESIGN
CITY OF PORT ST. LUCIE, FLORIDA

STORMWATER POLLUTION PREVENTION PLAN

Joseph W. Capra
301 NW Flagler Ave.
Stuart, Florida 34994
P.E. No. 37638

Printed Date:

JOB No.: 1813.19
SHEET 42 OF 46

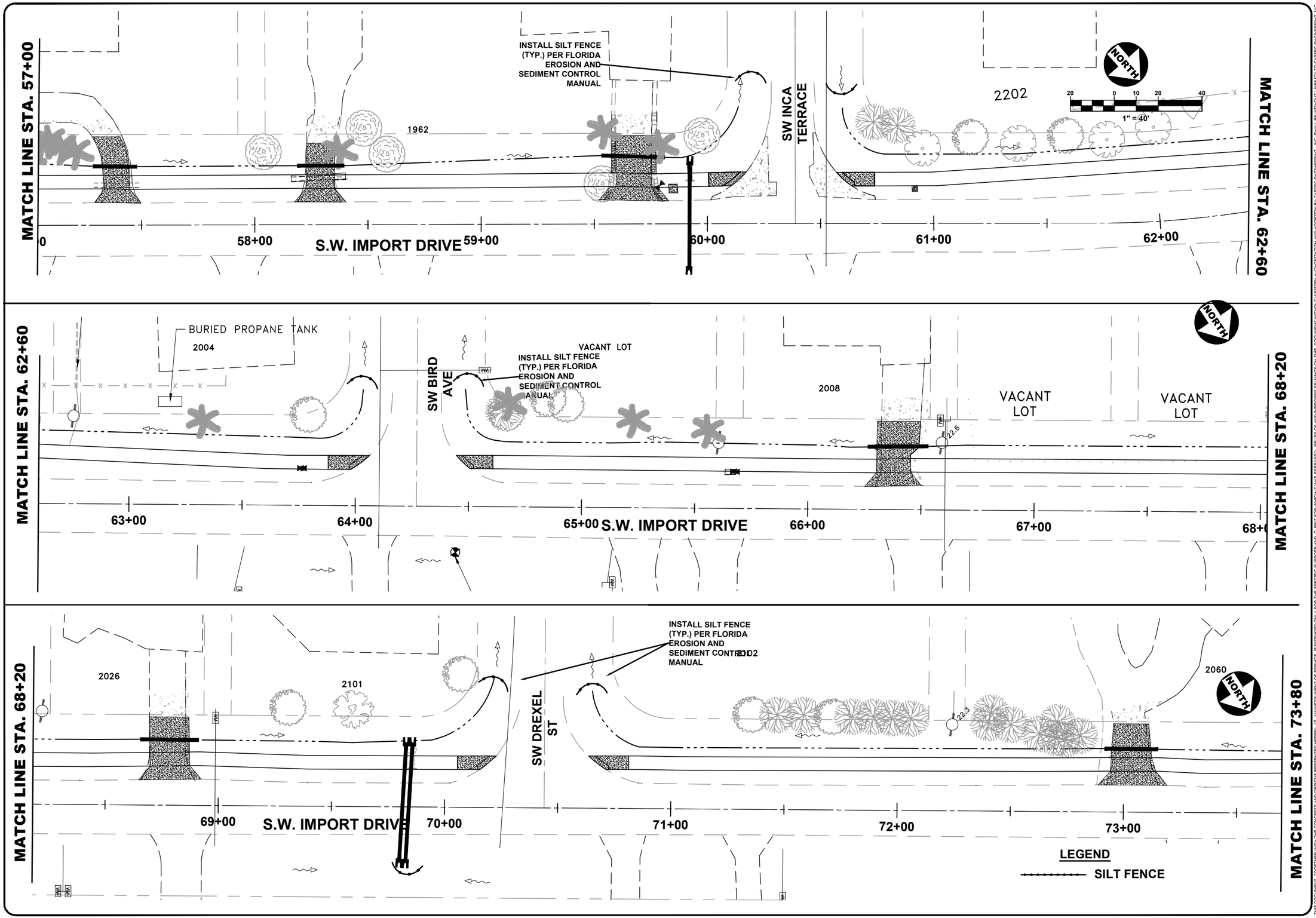

301 NW Flagle Ave
Stuart, Florida 34994
Phone: (772) 692-4344
Fax: (772) 692-4341
CAPTEC Engineering, Inc.
Civil Engineering Professionals
Engineering Business No. EB-0007657

DATE:	8/27/21
DRAWN BY:	JTC
DESIGNED BY:	ADO
CHECKED BY:	JWC
PROJECT No.:	1813.19
HORZ. SCALE:	1" 40'
VERT. SCALE:	N/A
CADD FILE:	8Bsw

NO.	DATE	BY	REVISIONS
1	8/27/21	ADO	APPROVED FOR CONSTRUCTION

SCALE VERIFICATION
0 0.5
SOLID BAR IS EQUAL TO HALF AN INCH ON ORIGINAL DRAWING. ADJUST ALL SCALES AND DIMENSIONS ACCORDINGLY

S.W. IMPORT DRIVE SIDEWALK DESIGN
CITY OF PORT ST. LUCIE, FLORIDA

STORMWATER POLLUTION PREVENTION PLAN

Joseph W. Capra
301 NW Flagler Ave.
Stuart, Florida 34994
P.E. No. 37638

Printed Date:

JOB No.: 1813.19
SHEET 43 OF 46

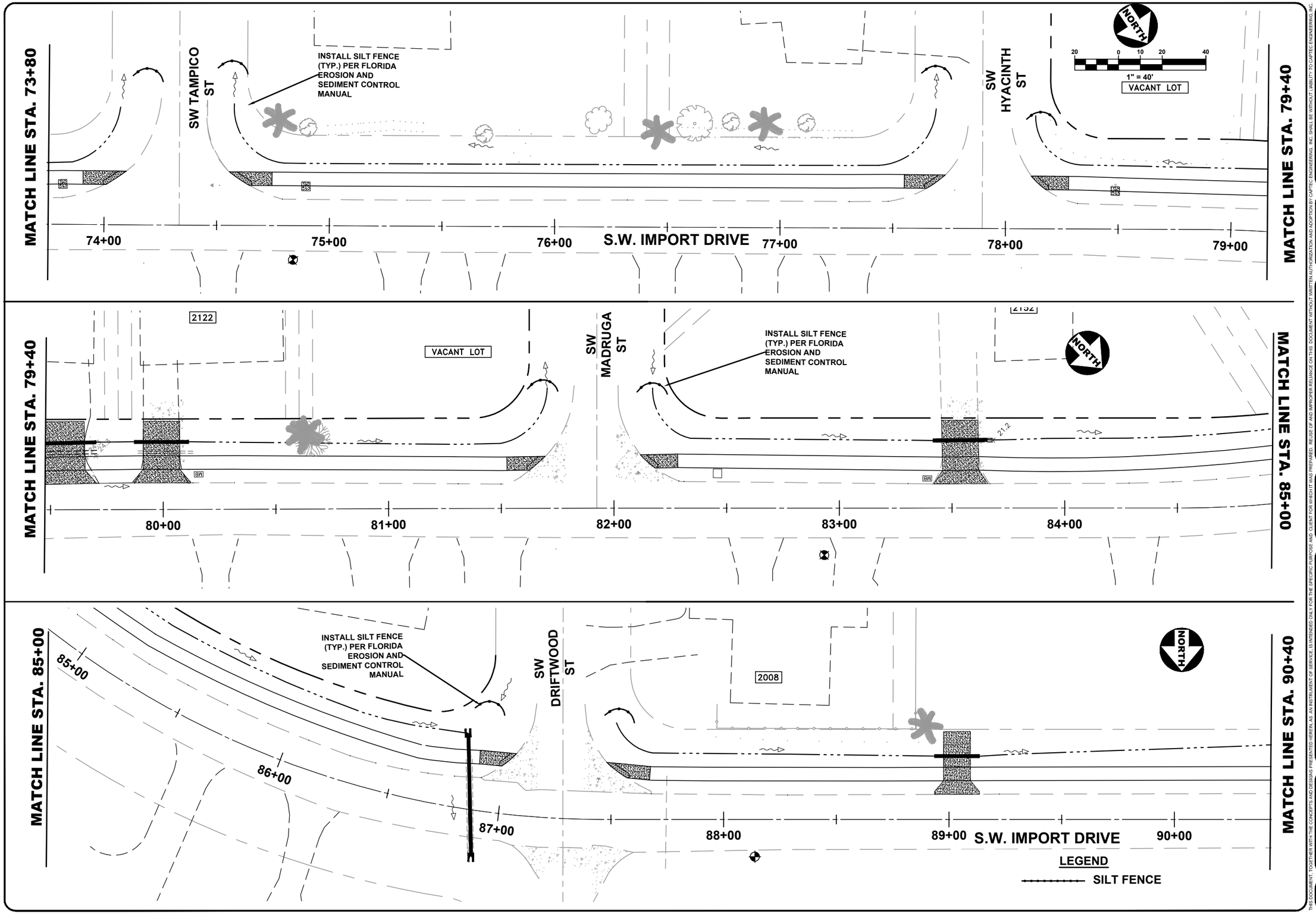

301 NW Flagler Ave
Stuart, Florida 34994
Phone: (772) 692-4344
Fax: (772) 692-4341
CAPTEC Engineering, Inc.
Civil Engineering Professionals
Engineering Business No. EB-0007657

DATE: 8/27/21
DRAWN BY: JTC
DESIGNED BY: ADO
CHECKED BY:
PROJECT No.: 1813.19
HORZ. SCALE: 1" 40'
VERT. SCALE: N/A
CADD FILE: 8S.DWG

NO.	DATE	BY	REVISIONS
1	8/27/21	ADO	APPROVED FOR CONSTRUCTION

SCALE VERIFICATION
0 0.5
SOLID BAR IS EQUAL TO HALF AN INCH ON ORIGINAL DRAWING. ADJUST ALL SCALED DIMENSIONS ACCORDINGLY

S.W. IMPORT DRIVE SIDEWALK DESIGN
CITY OF PORT ST. LUCIE, FLORIDA

STORMWATER POLLUTION PREVENTION PLAN

Joseph W. Capra
301 NW Flagler Ave.
Stuart, Florida 34994
P.E. No. 37638

Printed Date:

JOB No.: 1813.19
SHEET 44 OF 46

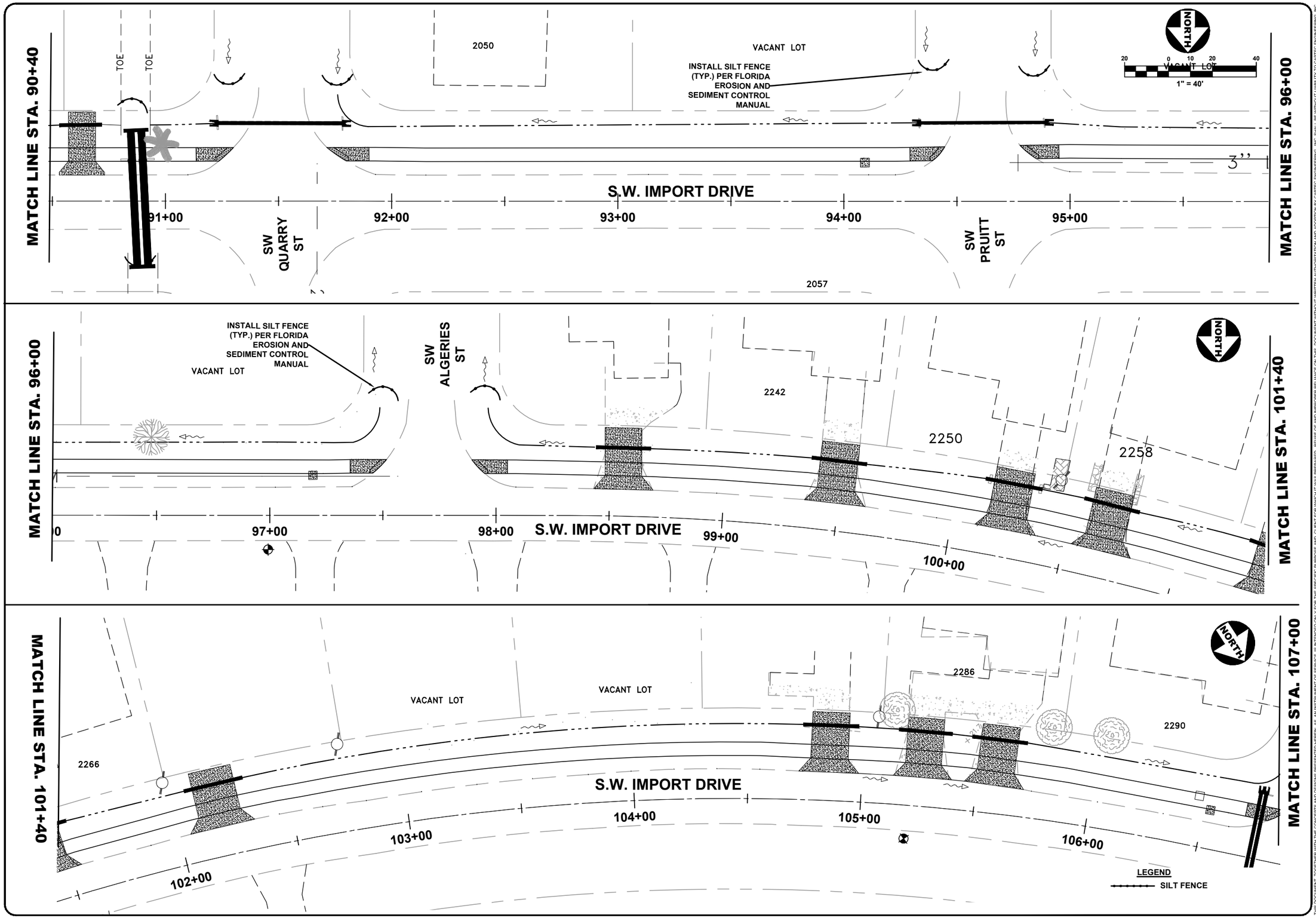

301 NW Flagle Ave
Stuart, Florida 34994
Phone: (772) 692-4344
Fax: (772) 692-4341

CAPTEC Engineering, Inc.
Civil Engineering Professionals
Engineering Business No. EB-0007657

DATE: 8/27/21
DRAWN BY: JTC
DESIGNED BY: ADO
CHECKED BY: JWC
PROJECT No.: 1813.19
HORZ. SCALE: 1" 40'
VERT. SCALE: NA
CADD FILE: 8Base

NO.	DATE	BY	REVISIONS
1	8/27/21	ADO	APPROVED FOR CONSTRUCTION

SCALE VERIFICATION
0 0.5
SOLID BAR IS EQUAL TO HALF AN INCH ON ORIGINAL DRAWING. ADJUST ALL SCALED DIMENSIONS ACCORDINGLY

S.W. IMPORT DRIVE SIDEWALK DESIGN
CITY OF PORT ST. LUCIE, FLORIDA

STORMWATER POLLUTION PREVENTION PLAN

Joseph W. Capra
301 NW Flagler Ave.
Stuart, Florida 34994
P.E. No. 37638

Printed Date:

JOB No.: 1813.19
SHEET 45 OF 46

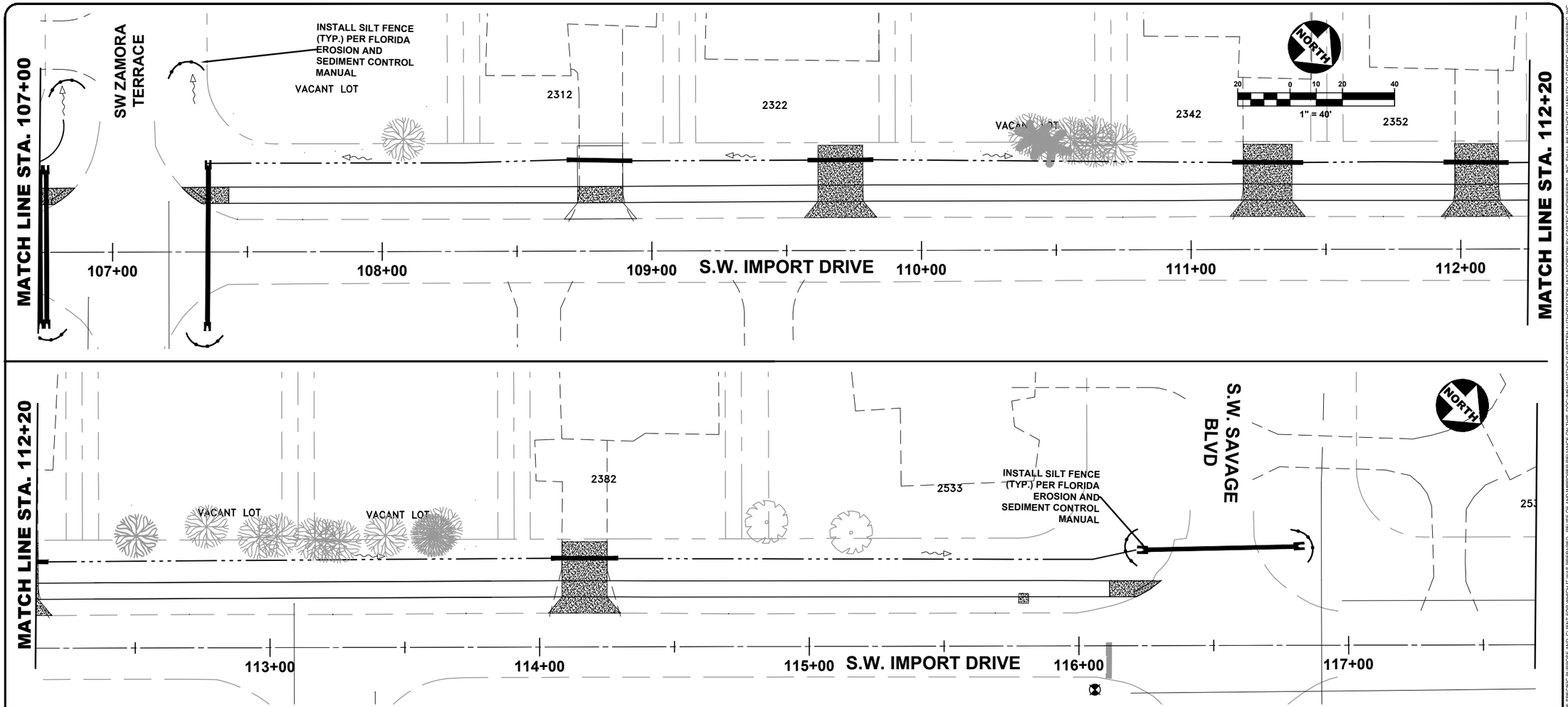

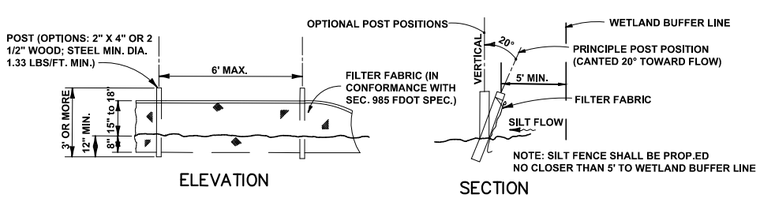

NOTE: SILT FENCE TO BE PAID FOR UNDER THE CONTRACT UNIT PRICE FOR SEDIMENT BARRIER (LF).

TYPE III SILT FENCE



DO NOT DEPLOY IN A MANNER THAT SILT FENCES WILL ACT AS A DAM ACROSS PERMANENT FLOWING WATERCOURSES. SILT FENCES ARE TO BE USED AT UPLAND LOCATIONS AND TURBIDITY BARRIERS USED AT PERMANENT BODIES OF WATER.

SILT FENCE APPLICATIONS

LEGEND

SILT FENCE

301 NW Flagler Ave
Stuart, Florida 34994
Phone: (772) 692-4344
Fax: (772) 692-4341
CAPTEC Engineering, Inc.
Civil Engineering Professionals
Engineering Business No. EB-0001657

DATE: 8/27/21
DRAWN BY: JTC
DESIGNED BY: ADO
CHECKED BY: JWC
PROJECT No.: 1813.19
HORZ. SCALE: 1"=40'
VERT. SCALE: N/A
CADD FILE: $Base

NO.	DATE	BY	REVISIONS
1	8/27/21	ADO	APPROVED FOR CONSTRUCTION

SCALE VERIFICATION
0 0.5
SOLID BAR IS EQUAL TO HALF AN INCH ON ORIGINAL DRAWING. ADJUST ALL SCALED DIMENSIONS ACCORDINGLY

S.W. IMPORT DRIVE SIDEWALK DESIGN
CITY OF PORT ST. LUCIE, FLORIDA

STORMWATER POLLUTION PREVENTION PLAN

Joseph W. Capra
301 NW Flagler Ave.
Stuart, Florida 34994
P.E. No. 37638

Printed Date:

JOB No.: 1813.19
SHEET 46 OF 46