

# CITY CENTER MASTER SIGN PROGRAM

City of Port St. Lucie



April 11, 2011, P11-024 (Ord. 11-35)  
February 10, 2020, P19-231 (Ord. 20-10) 1<sup>st</sup> Amendment



## **Introduction**

This Master Sign Program provides a comprehensive overview of signs within the City Center PUD (Planned Unit Development). The guidelines are not intended to restrict imagination, innovation, or variety. They are intended to assist in creating a consistent and well-planned solution for identification throughout the development.

## **Procedure**

All signs addressed within this program, prior to Permit application submittal to the City of Port St. Lucie, must be approved in writing by the City of Port St. Lucie Community Redevelopment Agency (CRA). A letter of approval from the City of Port St. Lucie CRA must be submitted with the application to the City of Port St. Lucie. The CRA will review signs based on the criteria that follows.

## **Background**

The sign guidelines in this manual supersede existing City of Port St. Lucie Land Development Regulations and the City Center PUD. Existing city codes shall be used for sign criteria not addressed in this program.

## **City Center Primary Monument Sign**

One (1) primary monument sign shall be located at the southeast quadrant of the intersection of Walton Road and US Highway #1. This sign type currently exist as indicated on attached Exhibit A. The sign may consist of a single electric message sign featuring text messages and high-powered graphic images in either monochrome or full color. The electric message sign portion of the sign may be a maximum of 100 square feet. The electric message sign area of the sign shall be for City use. The monument sign may also include a maximum of 100 square foot area of non-electric message sign. This section shall be for City Center tenant identification. The sign may be a maximum of 30 feet in height. The City Center tenants are defined as businesses located within the City Center PUD.

## **Event Center Primary Monument Sign**

One (1) primary monument sign may be located along US Highway #1, south of the entrance to City Center at SE Village Square Drive, in the vicinity of the northbound right turn lane into City Center. The sign may consist of a single electric message sign featuring text messages and high-powered graphic images in either monochrome or full color. The electric message sign portion of the sign may be a maximum of 160 square feet. This sign shall be for Event Center identification. The sign may be a maximum of 35 feet in height.

## **City Center Secondary Monument Signs**

Secondary Monument Signs are permitted at each ingress/egress off Walton Road, Post Terrace, and US Highway #1 to the City Center PUD property. An existing sign is located along Highway US #1 along Frontage Road Access as indicated on attached Exhibit A. One sign may

be located on one of the sides of each entry. The sign may be located within a ROW. Signs may be a maximum of 50 square feet. The sign shall be for City identification and may include City Center tenant identification. The sign may be no more than 15 feet in height.

**Parking Garage signage**

Two (2) façade signs, one (1) per façade, are permitted on the parking garage. Each sign may be a maximum of 351.25 square feet. Parking garage façade signs shall be for Event Center identification.




**Projected Blade Signs and/or Blade Signs hanging from a structure**

Blade signs located on City Center, Event Center, or parking garage buildings shall follow the following regulations. Each sign may be a maximum of 35 square feet. Blade signs shall be for City Center and/or Event Center identification and shall provide at least 8' vertical clearance from the sidewalk grade. Signs shall not project more than 5' from the building face. There is no limit to the amount of such signs on these locations.

One (1) hanging blade sign may be located on the Village Square stage. This blade sign shall be for Mid Florida Event Center identification. The sign may be a maximum of 100 square feet. All other blade signs shall follow City Sign Code requirements.

# Exhibit A



-  Ingress/egress areas for secondary monument signs
-  Existing Signs
-  Proposed Event Center Sign