

Continued to page 2

Red lines for poles, conduit, and handholes will require permit from city to be installed.

Blue Highlighted section to be installed in existing utility easement.

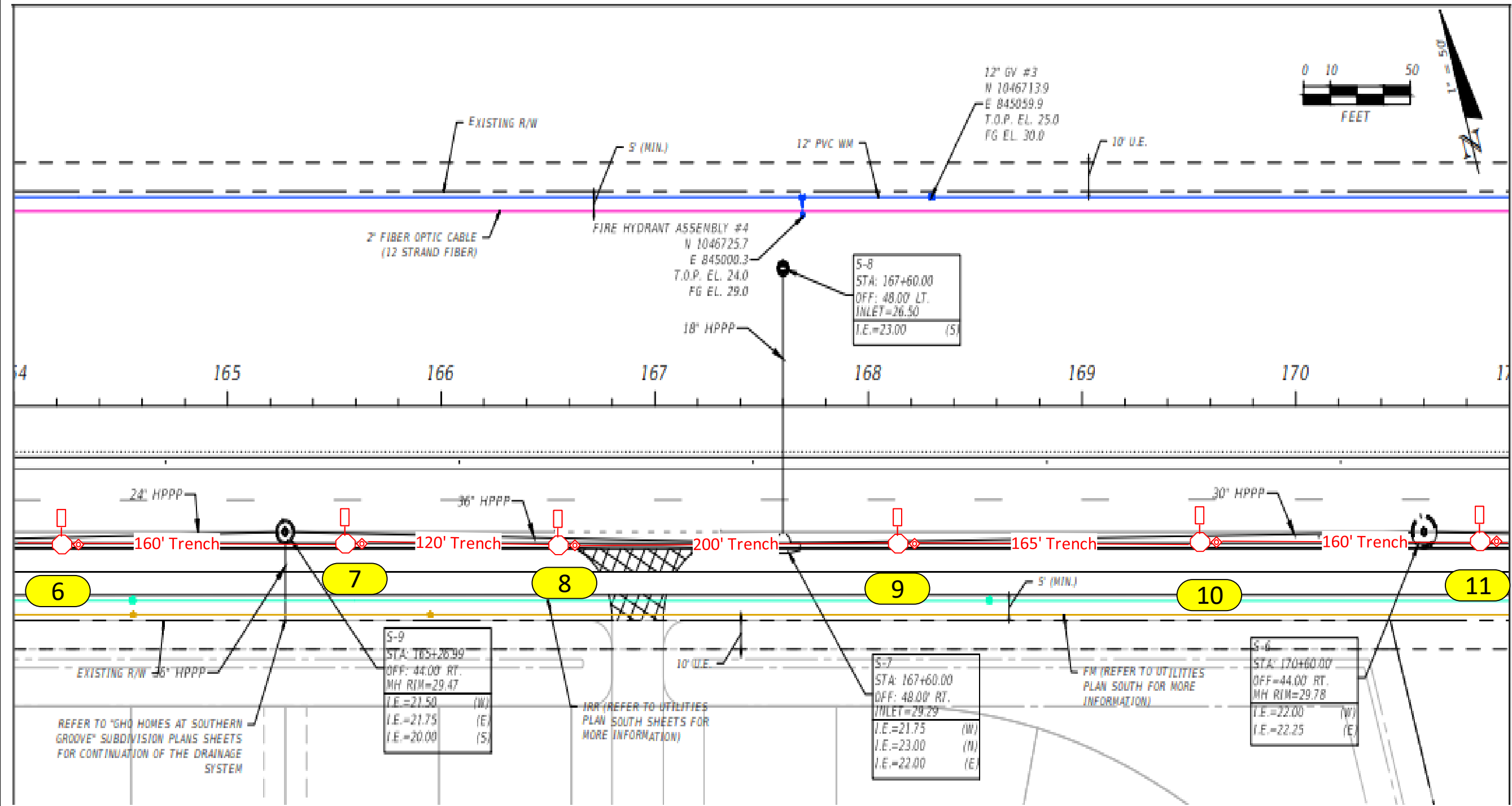
Construction Notes: (FPL contractor installing conduit)

Loc. 1-5: FPL contractor to install 133W 4K AEL ATB2 roadway LED (black) on 37' black octagonal concrete pole with 8' black tenon mount bracket arm. Poles to be installed 4ft behind edge of roadway. Align streets poles by +/- 1ft.

- FPL contractors to install 2" PVC pipe for rapid trenching with 24" minimum cover. Call locates prior to digging.
- FPL crew to run #1/0 TPX cable to all locations shown in the drawing and untap customer energy only lights
- Customer responsible for any restoration required.
- 17in Handhole for all location unless specified

FPL LED Rep: Christian Pruitt

AS-BUILT CREW PRINT		ALL REQUIRED GROUND RODS HAVE BEEN DRIVEN & VERIFIED TO BE WITHIN FPL STANDARDS. VALUES ARE SHOWN AT ALLOCATIONS.		JOB CERTIFIED COMPLETED AS SHOWN ON THIS AS-BUILT PRINT. MATERIAL CHANGES SHOWN ON ROS.		AS-BUILT COPY	
FOREMAN SIGNATURE _____ DATE _____		FOREMAN SIGNATURE _____ DATE _____		SUPERVISOR SIGNATURE _____ DATE _____		INITIALS _____ CERT. DATE _____	
Easement?	Yes <input type="checkbox"/> No <input checked="" type="checkbox"/>	Survey/Stake?	Yes <input type="checkbox"/> No <input checked="" type="checkbox"/>	Work with SMO?	Yes <input type="checkbox"/> No <input checked="" type="checkbox"/>	FPL City of Port St. Lucie – Becker Road 21 new lights & 21 new Poles 1100 W/O VILLAGE PKWY ON BECKER RD	
Tree Work?	Yes <input type="checkbox"/> No <input checked="" type="checkbox"/>	Designer/Stake?	Yes <input type="checkbox"/> No <input checked="" type="checkbox"/>	CT/Special Mtr?	Yes <input type="checkbox"/> No <input checked="" type="checkbox"/>		
PERMIT REQ'D	City <input checked="" type="checkbox"/> County Rd. _____ County Air _____ State Road _____ FAA _____	WMD	RR Xing _____ DR. Dist. _____ Transm. _____	Tele. Attachment Per _____ Telephone Co. Job No. _____		Designed by: Kyle Smorenburg Date: 12/16/2020	
Requested Tel. Co. Set Poles?	YES <input type="checkbox"/> NO <input checked="" type="checkbox"/>	Requested Tel. Co. Transfer?	YES <input type="checkbox"/> NO <input checked="" type="checkbox"/>	Request CAVT Transfer?	YES <input type="checkbox"/> NO <input checked="" type="checkbox"/>	Drawn by: _____ Check by: _____ Dwg No. 1 OF 4	
POLE LINE FEET	0'	DUCT BANK FT.	0'	Rural Location Sec.	xx TWP. xx S, RGE. xx E.	SCALE: N.T.S St. Lt MAP No. MAP# Pri Map No. xxxxx	
POLE LINE FT. ON TRANSM. POLES	0'	TRENCH FT.	0'	TLM/LDS MODEL No.	-	WR xxxxxxxx M/A xx	
Map Posting? YES <input checked="" type="checkbox"/> NO <input type="checkbox"/>		Posted by: _____					



Red lines for poles, conduit, and handholes will require permit from city to be installed.

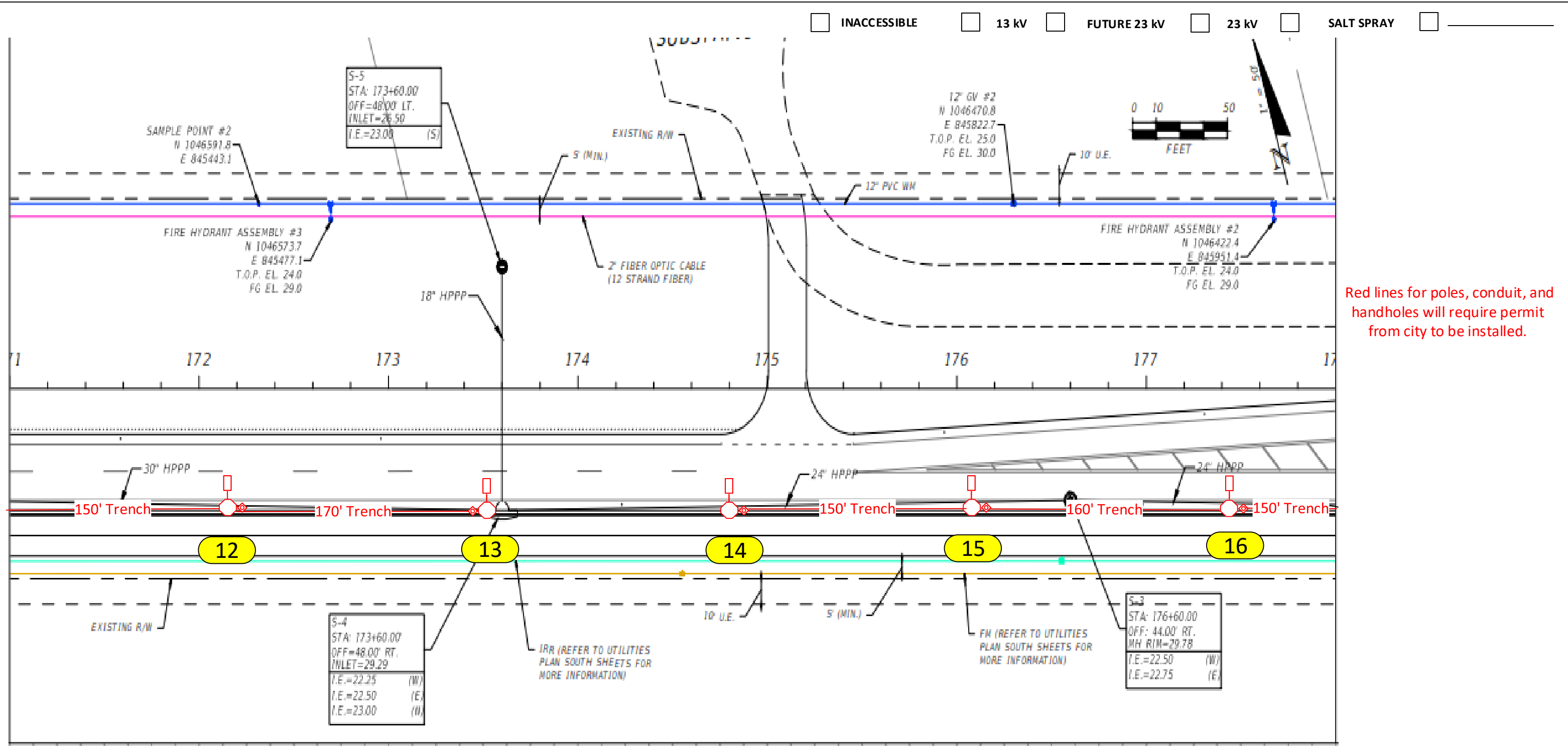
Construction Notes: (FPL contractor installing conduit)

Loc. 6-11: FPL contractor to install 133W 4K AEL ATB2 roadway LED (black) on 37' black octagonal concrete pole with 8' black tenon mount bracket arm. Poles to be installed 4ft behind edge of roadway. Align streets poles by +/- 1ft

- FPL contractors to install 2" PVC pipe for rapid trenching with 24" minimum cover. Call locates prior to digging.
- FPL crew to run #1/0 TPX cable to all locations shown in the drawing and untap customer energy only lights
- Customer responsible for any restoration required.
- 17in Handhole for all location unless specified

FPL LED Rep: Christian Pruitt

AS-BUILT CREW PRINT FOREMAN SIGNATURE _____ DATE _____		ALL REQUIRED GROUND RODS HAVE BEEN DRIVEN & VERIFIED TO BE WITHIN FPL STANDARDS. VALUES ARE SHOWN AT ALL LOCATIONS.		JOB CERTIFIED COMPLETED AS SHOWN ON THIS AS-BUILT PRINT. MATERIAL CHANGES SHOWN ON RODS.		AS-BUILT COPY INITIALS _____ CERT. DATE _____	
Easement? Yes <input type="checkbox"/> No <input checked="" type="checkbox"/>		Survey/Stake? Yes <input type="checkbox"/> No <input checked="" type="checkbox"/>		Work with SMO? Yes <input type="checkbox"/> No <input checked="" type="checkbox"/>		FPL	
Tree Work? Yes <input type="checkbox"/> No <input checked="" type="checkbox"/>		Designer/Stake? Yes <input type="checkbox"/> No <input checked="" type="checkbox"/>		CT/Special Mtr? Yes <input type="checkbox"/> No <input checked="" type="checkbox"/>		City of Port St. Lucie – Becker Road 21 new lights & 21 new Poles 1100 W/O VILLAGE PKWY ON BECKER RD	
PERMIT REQ'D	City <input checked="" type="checkbox"/>	County Rd.	County Air	State Road	FAA	Designed by: Kyle Smorenburg	Date: 12/16/2020
Requested Tel. Co. Set Poles?	YES <input type="checkbox"/> NO <input checked="" type="checkbox"/>	Tele. Attachment Per		Telephone Co. Job No.		Drawn by:	Check by:
Requested Tel. Co. Transfer?	YES <input type="checkbox"/> NO <input checked="" type="checkbox"/>	POLE LINE FEET		0'	DUCT BANK FT.	0'	Rural Location Sec.
Request CAVT Transfer?	YES <input type="checkbox"/> NO <input checked="" type="checkbox"/>	POLE LINE FT. ON TRANSM. POLES		0'	TRENCH FT.	0'	xx TWP.
TLM/LDS MODEL No.	-	Map Posting?		YES <input checked="" type="checkbox"/> NO <input type="checkbox"/>	Posted by:	SCALE: N.T.S	St. Lt MAP No.
						WR	xxxxxxxx
						M/A	xx



Red lines for poles, conduit, and handholes will require permit from city to be installed.

Construction Notes: (FPL contractor installing conduit)

Loc. 12-16: FPL contractor to install 133W 4K AEL ATB2 roadway LED (black) on 37' black octagonal concrete pole with 8' black tenon mount bracket arm. Poles to be installed 4ft behind edge of roadway. Align streets poles by +/- 1ft

FPL contractors to install 2" PVC pipe for rapid trenching with 24" minimum cover. Call locates prior to digging.

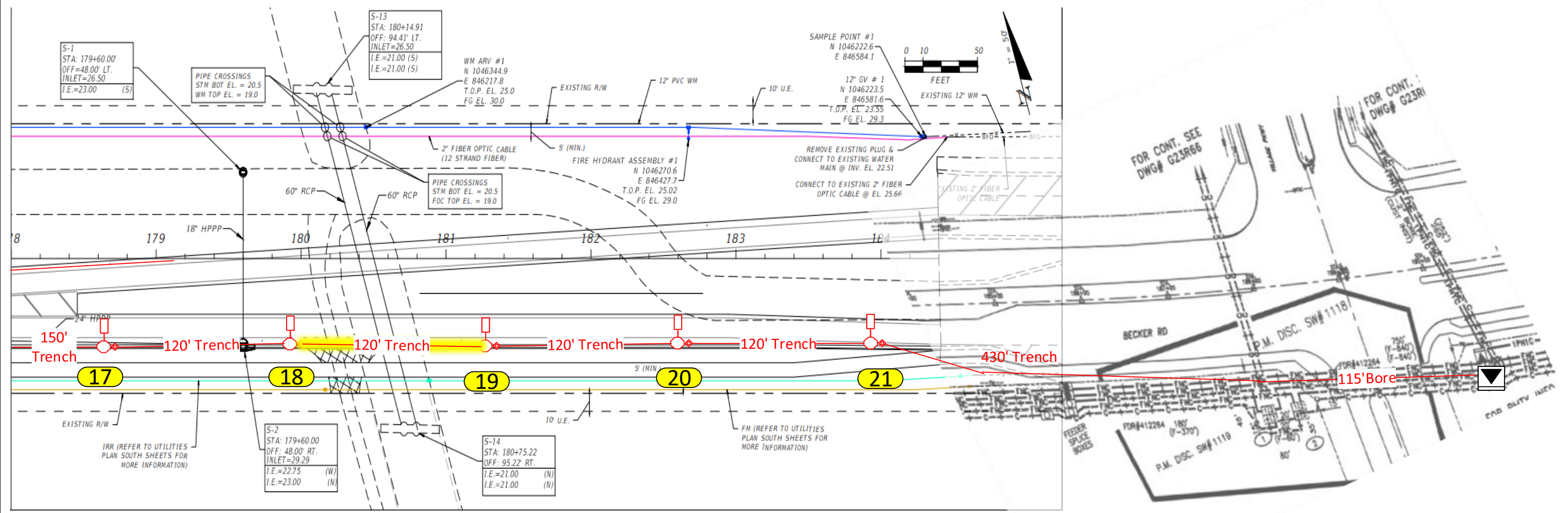
FPL crew to run #1/0 TPX cable to all locations shown in the drawing and untap customer energy only lights

- Customer responsible for any restoration required.

- 17in Handhole for all location unless specified

FPL LED Rep: Christian Pruitt

AS-BUILT CREW PRINT		ALL REQUIRED GROUND RODS HAVE BEEN DRIVEN & VERIFIED TO BE WITHIN FPL STANDARDS. VALUES ARE SHOWN AT LOCATIONS.		JOB CERTIFIED COMPLETED AS SHOWN ON THIS AS-BUILT PRINT. MATERIAL CHANGES SHOWN ON ROS.		AS-BUILT COPY	
FOREMAN SIGNATURE _____ DATE _____		FOREMAN SIGNATURE _____ DATE _____		SUPERVISOR SIGNATURE _____ DATE _____		INITIALS _____ CERT. DATE _____	
Easement?	Yes <input type="checkbox"/> No <input checked="" type="checkbox"/>	Survey/Stake?	Yes <input type="checkbox"/> No <input checked="" type="checkbox"/>	Work with SMO?	Yes <input type="checkbox"/> No <input checked="" type="checkbox"/>	FPL City of Port St. Lucie – Becker Road 21 new lights & 21 new Poles 1100 W/O VILLAGE PKWY ON BECKER RD	
Tree Work?	Yes <input type="checkbox"/> No <input checked="" type="checkbox"/>	Designer/Stake?	Yes <input type="checkbox"/> No <input checked="" type="checkbox"/>	CT/Special Mtr?	Yes <input type="checkbox"/> No <input checked="" type="checkbox"/>		
PERMIT REQ'D	City <input checked="" type="checkbox"/> County Rd. <input type="checkbox"/> County Air <input type="checkbox"/> State Road <input type="checkbox"/> FAA <input type="checkbox"/>	WMD <input type="checkbox"/> RR Xing <input type="checkbox"/> DR. Dist. <input type="checkbox"/> Transm. <input type="checkbox"/>	Tele. Attachment Per _____ Telephone Co. Job No. _____		Designed by: Kyle Smorenburg Date: 12/16/2020		
Requested Tel. Co. Set Poles?	YES <input type="checkbox"/> NO <input checked="" type="checkbox"/>	Requested Tel. Co. Transfer?	YES <input type="checkbox"/> NO <input checked="" type="checkbox"/>	Request CAVT Transfer?	YES <input type="checkbox"/> NO <input checked="" type="checkbox"/>	Drawn by: _____ Check by: _____ Dwg No. 3 OF 4	
POLE LINE FEET	0'	DUCT BANK FT.	0'	Rural Location Sec. xx TWP. xx S, RGE. xx E.			
POLE LINE FT. ON TRANSM. POLES	0'	TRENCH FT.	0'	SCALE: N.T.S	St. Lt MAP No. MAP#	Pri Map No. xxxxx	
TLM/LDS MODEL No.	-	Map Posting?	YES <input checked="" type="checkbox"/> NO <input type="checkbox"/>	Posted by:	WR xxxxxxxx	M/A	xx



Red lines for poles, conduit, and handholes will require permit from city to be installed.

Yellow Highlighted lines will require transmission permit,

Construction Notes: (FPL contractor installing conduit)

Loc. 17-21: FPL contractor to install 133W 4K AEL ATB2 roadway LED (black) on 37' black octagonal concrete pole with 8' black tenon mount bracket arm. . Poles to be installed 4ft behind edge of roadway. Align streets poles by +/- 1ft

FPL contractors to install 2" PVC pipe for rapid trenching & 2" flex pipe for directional boring with 24" minimum cover. Call locates prior to digging. FPL crew to run #1/0 TPX cable to all locations shown in the drawing and untap customer energy only lights

- Customer responsible for any restoration required.
- 17in Handhole for all location unless specified

FPL LED Rep: Christian Pruitt

AS-BUILT CREW PRINT		ALL REQUIRED GROUND RODS HAVE BEEN DRIVEN & VERIFIED TO BE WITHIN FPL STANDARDS. VALUES ARE SHOWN AT ALLOCATIONS.		JOB CERTIFIED COMPLETED AS SHOWN ON THIS AS-BUILT PRINT. MATERIAL CHANGES SHOWN ON ROS.		AS-BUILT COPY	
FOREMAN SIGNATURE _____ DATE _____		FOREMAN SIGNATURE _____ DATE _____		SUPERVISOR SIGNATURE _____ DATE _____		INITIALS _____ CERT. DATE _____	
Easement?	Yes <input type="checkbox"/> No <input checked="" type="checkbox"/>	Survey/Stake?	Yes <input type="checkbox"/> No <input checked="" type="checkbox"/>	Work with SMO?	Yes <input type="checkbox"/> No <input checked="" type="checkbox"/>	FPL City of Port St. Lucie – Becker Road 21 new lights & 21 new Poles 1100 W/O VILLAGE PKWY ON BECKER RD	
Tree Work?	Yes <input type="checkbox"/> No <input checked="" type="checkbox"/>	Designer/Stake?	Yes <input type="checkbox"/> No <input checked="" type="checkbox"/>	CT/Special Mtr?	Yes <input type="checkbox"/> No <input checked="" type="checkbox"/>		
PERMIT REQ'D	City <input checked="" type="checkbox"/> County Rd. <input type="checkbox"/> County Air <input type="checkbox"/> State Road <input type="checkbox"/> FAA <input type="checkbox"/>	WMD <input type="checkbox"/> RR Xing <input type="checkbox"/> DR. Dist. <input type="checkbox"/> Transm. <input type="checkbox"/>	Tele. Attachment Per _____ Telephone Co. Job No. _____		Designed by: Kyle Smorenburg Date: 12/16/2020		
Requested Tel. Co. Set Poles?	YES <input type="checkbox"/> NO <input checked="" type="checkbox"/>	Requested Tel. Co. Transfer?	YES <input type="checkbox"/> NO <input checked="" type="checkbox"/>	Request CAVT Transfer?	YES <input type="checkbox"/> NO <input checked="" type="checkbox"/>	Drawn by: _____ Check by: _____ Dwg No. 4 OF 4	
POLE LINE FEET	0'	DUCT BANK FT.	0'	Rural Location Sec. xx TWP. xx S, RGE. xx E.			
POLE LINE FT. ON TRANSM. POLES	0'	TRENCH FT.	0'	SCALE: N.T.S	St. Lt MAP No. MAP#	Pri Map No. xxxxx	
TLM/LDS MODEL No.	-	Map Posting?	YES <input checked="" type="checkbox"/> NO <input type="checkbox"/>	Posted by:	WR xxxxxxxx	M/A xx	